



CITY OF
Bloomington
ILLINOIS

2016



**Other Funds & Capital Improvement Program
Annual Operating & Capital Investment Budget
May 1, 2015 - April 30, 2016**



PROPOSED

City of Bloomington, Illinois
109 E. Olive Street, Bloomington, IL 61701
www.cityblm.org

Photos & Cover

City Staff Members, 2015

What's Inside...



Special Revenue Funds.....5

Fund Summaries

Includes summary information about the departments or divisions included, summaries of revenues, expenditures, projected changes in fund balance, and trends.

Motor Fuel Tax	6
Board of Elections Commissioners	11
Drug Enforcement Fund	15
Community Development Block Grant	19
Library Fund	29
Park Dedication	40

Debt Service Funds.....45

Fund Summaries

Includes summary information about the departments or divisions included, summaries of revenues, expenditures, projected changes in fund balance, and trends.

Debt Service	46
Bond Payment Schedule	63
General Bond & Interest Fund	64
Market Square TIF Bond Redemption Fund	65
2004 Coliseum Bond Redemption Fund	66
2004 Multi-Project Bond Fund	67

Capital Project Funds.....69

Fund Summaries

Includes summary information about Fund, what departments or divisions included, summaries of revenues, expenditures, projected changes in fund balance, and trends.

Capital Improvement Fund	70
Capital Lease Fund	75
Downtown Bloomington TIF Fund	85

Enterprise Funds.....89

Fund Summaries

Includes summary information about the departments or divisions included, summaries of revenues, expenditures, projected changes in fund balance, and trends.

Water Fund	90
Sanitary Sewer Fund	107
Storm Water Management Fund	114

Enterprise Funds (continued)

Solid Waste Fund	121
Abraham Lincoln Parking Facility	128
Golf Operations	132
US Cellular Coliseum	144

Internal Service Funds.....153

Fund Summaries

Includes summary information about the departments or divisions included, summaries of revenues, expenditures, projected changes in fund balance, and trends.

Casualty Insurance Fund	154
Employee Health Insurance	159
Retiree Health Insurance	166

Fiduciary Funds.....175

Fund Summaries

Includes summary information about the departments included, summaries of revenues, expenditures, projected changes in fund balance, and trends.

John M. Scott Health Care Fund	176
---	------------

Appendix.....181

City of Bloomington Full and Part-Time Employee Count	182
Budget Glossary	188

Capital Equipment.....193

Includes details of machinery, equipment & vehicles proposed for fiscal year 2016 and if the purchase will be made with cash or as part of a capital lease.

General Fund Capital Equipment FY 2016	194
Non-General Fund Capital Equipment FY 2016	195

What's Inside...



Capital Improvement Program.....197

Fund Summaries

Includes summary information about the capital projects for each Fund within the City, included, summaries of each project and a breakdown of projects per Fund.

FY 2016 Capital Improvement Summary.....198

**FY 2016 Proposed Capital Projects (All Funds)
Funded.....199**

Motor Fuel Tax Capital Projects.....201

**FY 2016 Capital Improvement Summary for
Motor Fuel Tax Fund.....202**

Park Dedication Capital Projects.....225

**FY 2016 Capital Improvement Summary for
Park Dedication Fund.....226**

Capital Improvement Fund Capital Projects.....229

**FY 2016 Capital Improvement Summary for
Capital Improvement Fund.....230**

Capital Lease Fund Capital Projects.....237

**FY 2016 Capital Improvement Summary for
Capital Lease Fund.....238**

Water Capital Projects.....273

**FY 2016 Capital Improvement Summary for
Water Fund.....274**

Sanitary Sewer Capital Projects.....283

**FY 2016 Capital Improvement Summary for
Sanitary Sewer Fund.....284**

SPECIAL REVENUE FUNDS



SPECIAL REVENUE FUNDS

20300300 Motor Fuel Tax

20700700 Board of Elections

20900900 Drug Enforcement

20900910 DARE

20900920 DUI Enforcement

20900930 Marijuana Leaf Testing

20900940 Federal Drug Enforcement

20900950 Project Safe Neighborhood

20900960 Cyber Crime

22402410 Community Development Administration

22402430 Community Development Rehabilitation

22402440 Community Development Capital Improvement

22402450 Community Development Community Service

22402460 Community Development Continuum of Care

22502520 Single Family Owner Occupied Rehab (SFOOR)

23103100 Library Maintenance & Operations

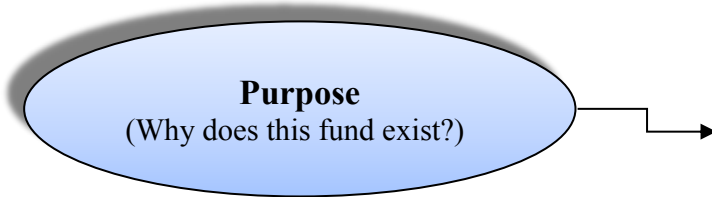
23103110 Library Next Generation Grant

23203200 Library Fixed Assets

24104100-24104160 Park Dedication

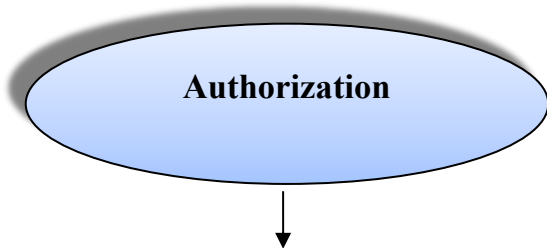
Motor Fuel Tax Fund (MFT)

20300300



Each time you purchase gasoline in Illinois, a portion of the sales tax goes to the State of Illinois for distribution into the Motor Fuel Tax program. Illinois has imposed a motor fuel use tax since October 1, 1977. A portion of the funds gets distributed to cities based on population, but cities must use MFT for road- and traffic-related improvements. The tracking and documentation for these projects is cumbersome. Primarily, Bloomington uses MFT for high cost projects such as major road construction and for traffic signals. Using MFT for many small projects is inefficient because of high administrative demands for each project.

The City also imposes a Local Motor Fuel Tax of 4 percent, under home rule authority. The Local Motor Fuel Tax does not have the administrative requirements and does not fall under this budget section. State MFT must be tracked separately.



Statutory regulations for the Motor Fuel Tax Fund may be reviewed in the Illinois Compiled Statutes 35 ILCS 505/13a.

What are the Illinois Motor Fuel Tax Rates?

Illinois' gasoline tax is 20.1¢ per gallon (.19¢ per gallon plus a leaking underground storage tank tax of 0.003¢ per gallon and an environmental impact fee of 0.008¢ per gallon) Diesel is 21.5¢, plus environmental and underground storage taxes. A municipality's share of the total MFT municipal allocation is based on the ratio of that municipality's population to the total population of all incorporated areas in the State. The allotment for each municipality is based on State- wide sales, not on the total fuel tax collected within that municipality's boundary.

How can MFT funds be used?

In general, Motor Fuel Tax (MFT) Funds can be used for the following items:

- Construction and maintenance of any municipal street designated as a part of the federal aid primary, or the federal aid urban system of streets within the municipality.
- The construction and maintenance of municipal streets and alleys as may be designated by the corporate authorities and approved by IDOT.
- The construction, maintenance or repair of sidewalks in the municipality.
- The payment of engineering costs in connection with all work described in this Division of this code. The municipality may contract for such services with any professional engineer.



**FY 2015 and
FY 2016
Budget & Program
Highlights**

MFT projects tend to extend beyond one fiscal year. Therefore, the following includes highlights for FY 15 and highlights for FY 16.

Bridgework:

The Linden Street Bridge north of Emerson Street is the priority and was placed under lane restrictions because of structural issues. Design and construction of deck replacement were estimated at \$660,000 and construction was planned for FY 2015.

Two other bridges should be undergoing design in FY 2015 but possibly stretching into FY 2016: Cottage Avenue (\$80,000) and Jersey Avenue (\$60,000).

Traffic lights/intersections

Traffic light improvements and an addition of a right turn lane from northbound Towanda onto Vernon Avenue was part of a \$650,000 project, with \$400,000 of it coming from Bloomington's MFT funds. Light installation at GE Road at Keaton/Auto Row (\$350,000) should occur in FY 2016. Staff will produce a study and possible lane realignment at Vernon and IAA Drive to complete Vernon/GE corridor traffic improvements.

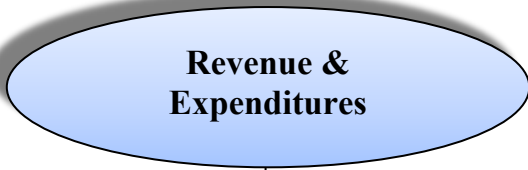
Traffic light construction should also occur in FY 2016 at Clearwater Avenue and Hersey Road (\$350,000) and at Hershey Road and Arrowhead Drive (\$350,000).





Roadwork

Fort Jesse near Towanda-Barnes Road is scheduled for a widening and conversion from rural construction to urban standards in FY 2016 at a cost of \$1.4 million. McLean County plans to improve Towanda-Barnes north of Fort Jesse.



Motor Fuel Tax	FY 2014 Actual	FY 2015 Approved Budget	FY 2015 Projected	FY 2016 Proposed Budget
Expenditures				
Contractual	\$477,504	\$430,000	\$878,275	\$1,040,000
Commodities	-	-	-	\$500,000
Capital Expenditures	\$321,475	\$1,000,000	-	\$3,550,000
Department Total	\$798,979	\$1,430,000	\$878,275	\$5,090,000
Revenues	\$2,297,979	\$2,207,047	\$2,587,320	\$1,800,500



Motor Fuel Tax	FY 2014 (audited)	FY 2015 (projected)	FY 2016 (projected)
Budgetary Fund Balance	\$4,980,228	\$6,689,273	\$3,399,773



CITY OF BLOOMINGTON, IL
 NEXT YEAR / CURRENT YEAR BUDGET ANALYSIS

PROJECTION: 20164 FY 2016 Master Budget - Level 4

FOR PERIOD 12

ACCOUNTS FOR:

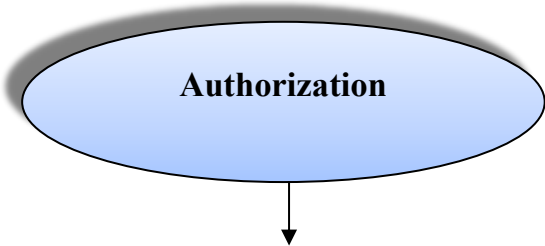
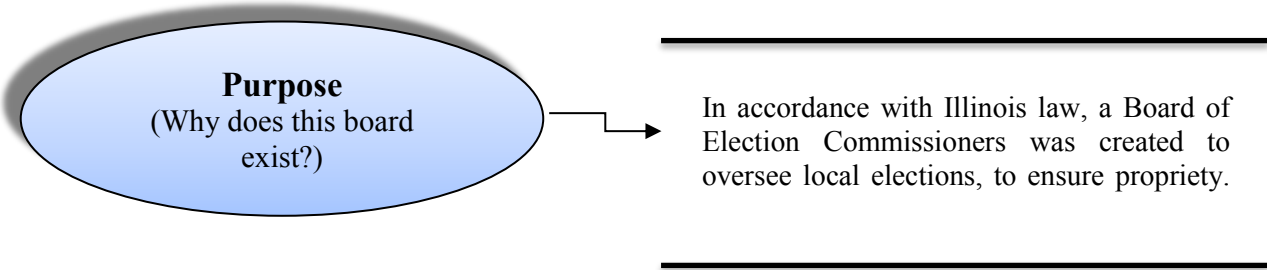
Motor Fuel Tax	2014 ACTUAL	2015 ORIG BUD	2015 REVISED BUD	2015 ACTUAL	2015 PROJECTION	2016 PROPOSED	PCT CHANGE
20300300 53030 MFT Tx	-1,971,567.73	-1,880,854.00	-1,880,854.00	-1,390,037.90	-1,935,534.00	-1,800,000.00	-4.3%
20300300 53310 St of IL	-325,593.00	-325,593.00	-325,593.00	-651,186.00	-651,186.00	.00	-100.0%
20300300 56010 Invest Int	-818.46	-600.00	-600.00	-632.33	-600.00	-500.00	-16.7%
20300300 70050 Eng Sv	477,504.35	430,000.00	430,000.00	406,254.53	878,275.00	1,040,000.00	141.9%
20300300 71320 Electricty	.00	.00	.00	.00	.00	500,000.00	.0%
20300300 72510 Land	.00	.00	.00	.00	.00	280,000.00	.0%
20300300 72530 St Const	321,474.74	1,000,000.00	1,000,000.00	-4,857.95	.00	3,270,000.00	227.0%
TOTAL Motor Fuel Tax	-1,499,000.10	-777,047.00	-777,047.00	-1,640,459.65	-1,709,045.00	3,289,500.00	-523.3%
TOTAL REVENUE	-2,297,979.19	-2,207,047.00	-2,207,047.00	-2,041,856.23	-2,587,320.00	-1,800,500.00	-18.4%
TOTAL EXPENSE	798,979.09	1,430,000.00	1,430,000.00	401,396.58	878,275.00	5,090,000.00	255.9%
GRAND TOTAL	-1,499,000.10	-777,047.00	-777,047.00	-1,640,459.65	-1,709,045.00	3,289,500.00	-523.3%



Board of Election Commissioners



20700700



Article II.--Election Commissioners and their Duties

- Section I. In every city, village and incorporated town so adopting this act there shall be created a board of election commissioners, which shall be composed of three members, each of whom shall be designated as an election commissioner, and shall be appointed by the county court in the county in which such city, village or incorporated town shall be located. And such appointment shall be entered of record in such court, and, when qualified, such commissioner shall be an officer of such court. The first appointment of such commissioners shall be within sixty days after the adoption of this act, and those first appointed shall hold their office for the period of one, two and three years respectively, and the judge appointing them shall designate the term for which each one shall hold his office, whether for one, two or three years. If the office of either commissioner shall become vacant, it shall thereupon be the duty of such county court to appoint a successor for such unexpired term; after the expiration of the term for which

each commissioner is appointed, such court shall, in the same way, nominate and appoint a successor, who shall hold his office for the period of three years, and until his successor is appointed.

- Information gathered indicates that this portion of the election law was enacted due to rapid growth of cities at the time and also use of political influence.
- Per a past intergovernmental agreement, the City maintains the financial system (receivables and payables) for the Board of Election Commissioners.



The website for the City of Bloomington Board of Election Commissioners is <http://becvote.org>.



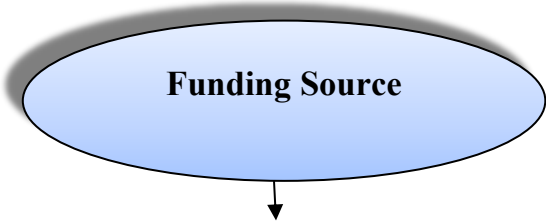
Timeframe for Elections

General Elections are held to elect County, State and Federal officials.

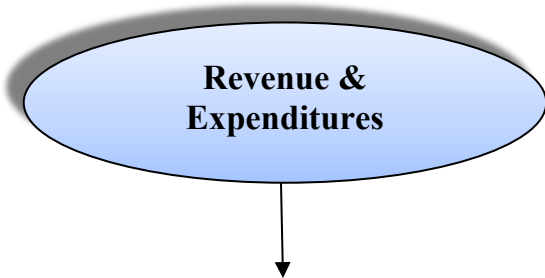
- General Primary elections are held the third Tuesday of March in even numbered years.
- General Elections are held on the first Tuesday after the first Monday in November in even numbered years.

Consolidated Elections are held to elect School and City officials.

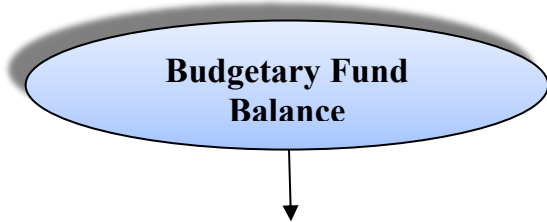
- Consolidated Primary elections are held on the last Tuesday in February in odd numbered years.
 - Consolidated Elections are held on the first Tuesday in April of odd numbered years, unless that date falls during Passover, in which case the elections are held on the first Tuesday following the last day of Passover.
-



McLean County and State and Federal Election Grants



Board of Election Commissioners	FY 2014 Actual	FY 2015 Approved Budget	FY 2015 Projected	FY 2016 Proposed Budget
Expenditures				
Salaries	\$83,959	\$123,688	\$122,518	\$131,220
Benefits	\$14,547	\$20,554	\$28,195	\$28,022
Contractual	\$99,160	\$156,851	\$161,557	\$166,403
Commodities	\$73,103	\$72,444	\$80,229	\$76,855
Capital Expenditures	-	\$17,210	\$17,210	\$17,210
Other Expenditures	\$100,000	\$100,000	\$100,000	\$100,000
Department Total	\$370,769	\$490,747	\$509,709	\$519,710
Revenues	\$483,578	\$495,907	\$524,505	\$512,356



Board of Election Commissioners	FY 2014 (audited)	FY 2015 (projected)	FY 2016 (projected)
Budgetary Fund Balance	\$577,235	\$592,032	\$584,678



CITY OF BLOOMINGTON, IL
 NEXT YEAR / CURRENT YEAR BUDGET ANALYSIS

PROJECTION: 20164 FY 2016 Master Budget - Level 4

FOR PERIOD 12

ACCOUNTS FOR:

Board of Elections	2014 ACTUAL	2015 ORIG BUD	2015 REVISED BUD	2015 ACTUAL	2015 PROJECTION	2016 PROPOSED	PCT CHANGE	
20700700 53310	St of IL	-15,491.78	-3,939.00	-3,939.00	-40,274.90	-30,869.90	-3,939.00	.0%
20700700 53320	Mc Cnty	-468,086.00	-491,968.00	-491,968.00	-468,039.00	-491,968.00	-506,727.00	3.0%
20700700 56010	Ivest Int	.00	.00	.00	-1,622.35	-1,667.00	-1,690.00	.0%
20700700 61100	Salary FT	38,431.15	38,000.00	38,000.00	29,730.74	36,830.26	40,314.00	6.1%
20700700 61130	Salary SN	45,400.71	84,864.00	84,864.00	41,618.50	84,864.00	90,032.00	6.1%
20700700 61150	Salary OT	127.50	824.00	824.00	360.00	824.00	874.00	6.1%
20700700 62101	Dent Ins	198.72	183.00	183.00	286.89	424.99	383.00	109.3%
20700700 62102	Visn Ins	50.94	50.00	50.00	61.91	90.60	80.00	60.0%
20700700 62104	BCBS 400	5,434.78	5,229.00	5,229.00	8,679.94	12,848.48	11,857.00	126.8%
20700700 62120	IMRF	5,848.61	5,778.00	5,778.00	4,533.59	5,656.03	5,999.00	3.8%
20700700 62130	SS Medicare	2,442.52	7,548.00	7,548.00	2,072.07	7,435.90	7,863.00	4.2%
20700700 62140	Medicare	571.29	1,766.00	1,766.00	484.67	1,739.08	1,840.00	4.2%
20700700 70420	Rentals	2,370.00	6,800.00	6,800.00	2,480.00	7,004.00	7,214.00	6.1%
20700700 70610	Advertise	11,901.76	8,000.00	8,000.00	5,377.90	8,240.00	8,487.00	6.1%
20700700 70611	PrintBind	2,494.74	10,000.00	10,000.00	.00	10,300.00	10,609.00	6.1%
20700700 70630	Travel	2,950.21	8,755.00	8,755.00	8,772.05	9,018.00	9,288.00	6.1%
20700700 70631	Dues	1,605.00	3,296.00	3,296.00	2,318.00	3,395.00	3,497.00	6.1%
20700700 70690	Purch Serv	77,837.71	120,000.00	120,000.00	98,309.19	123,600.00	127,308.00	6.1%
20700700 70790	Other Ins	.00	.00	.00	4,744.03	.00	.00	.0%
20700700 71010	Off Supp	10,187.71	18,000.00	18,000.00	16,018.02	18,540.00	19,096.00	6.1%
20700700 71013	Com Supp	23,654.90	.00	.00	5,611.27	5,611.27	.00	.0%
20700700 71017	Postage	18,750.47	21,361.00	21,361.00	6,943.56	22,002.00	22,662.00	6.1%
20700700 71190	Other Supp	16,228.29	28,134.00	28,134.00	21,128.28	28,978.00	29,847.00	6.1%
20700700 71340	Telecom	4,281.73	4,949.00	4,949.00	3,811.82	5,097.00	5,250.00	6.1%
20700700 72110	CO Office	.00	2,334.00	2,334.00	.00	2,334.00	2,334.00	.0%
20700700 72120	CO Comp Eq	.00	14,876.00	14,876.00	.00	14,876.00	14,876.00	.0%
20700700 75020	To McCnty	100,000.00	100,000.00	100,000.00	100,000.00	100,000.00	100,000.00	.0%
TOTAL Board of Elections		-112,809.04	-5,160.00	-5,160.00	-146,593.82	-14,796.29	7,354.00	-242.5%
TOTAL REVENUE		-483,577.78	-495,907.00	-495,907.00	-509,936.25	-524,504.90	-512,356.00	3.3%
TOTAL EXPENSE		370,768.74	490,747.00	490,747.00	363,342.43	509,708.61	519,710.00	5.9%
GRAND TOTAL		-112,809.04	-5,160.00	-5,160.00	-146,593.82	-14,796.29	7,354.00	-242.5%



14

Drug Enforcement Fund

2090



Purpose
(Why does this fund exist?)

The Drug Enforcement Fund is a special Revenue Fund of the City. This fund accounts for the revenue and expenditures related to the Police Department's drug enforcement seizures. This account is composed of 3 sub-accounts which track activities in each function.

What accounts make up the Drug Enforcement Fund?

-
- **DUI Enforcement** - This function accounts for associated court fines obtained by the City through DUI Enforcement. The funds are used to offset direct expenditures related to DUI Enforcement by the Police Department.
 - **Marijuana Leaf Testing** - This function accounts for associated court fines obtained by the City through prosecution of Marijuana possession. These funds must be used directly by the Police Department for law enforcement purposes related to drug possession.
 - **Federal/State Drug Enforcement Program** - This function accounts for funds obtained through the Federal Asset Forfeiture Program, which distributes a percentage of monies/assets legally seized for drug offenses. These funds must be used directly by the Police Department for designated law enforcement purposes.
-

Revenue & Expenditures



Drug Enforcement Fund	FY 2014 Actual	FY 2015 Approved Budget	FY 2015 Projected	FY 2016 Proposed Budget
Expenditures				
Contractual	\$12,397	\$19,400	\$18,900	\$49,300
Commodities	\$22,556	\$13,200	\$15,800	\$67,500
Capital Expenditures	\$89,824	\$55,000	\$84,443	\$118,000
Department Total	\$124,777	\$87,600	\$119,143	\$234,800
Revenues	\$130,399	\$67,727	\$134,800	\$149,480

Budgetary Fund Balance



Drug Enforcement Fund	FY 2014 (audited)	FY 2015 (projected)	FY 2016 (projected)
Total Fund Balance	\$402,954	\$418,611	\$333,291



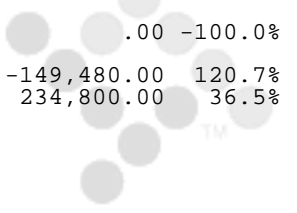
CITY OF BLOOMINGTON, IL
 NEXT YEAR / CURRENT YEAR BUDGET ANALYSIS

PROJECTION: 20164 FY 2016 Master Budget - Level 4

FOR PERIOD 12

ACCOUNTS FOR:

Drug Enforcement	2014 ACTUAL	2015 ORIG BUD	2015 REVISED BUD	2015 ACTUAL	2015 PROJECTION	2016 PROPOSED	PCT CHANGE
20900900 55890 Othr Fines	-80,018.74	-25,000.00	-25,000.00	-73,767.64	-80,000.00	-25,000.00	.0%
20900900 56010 Ivest Int	.00	.00	.00	-870.24	-800.00	-980.00	.0%
20900900 57114 Equip Sale	-3,600.00	-5,000.00	-5,000.00	-10,900.00	-10,900.00	-2,500.00	-50.0%
20900900 70510 RepMaint B	.00	1,200.00	1,200.00	.00	1,200.00	2,000.00	66.7%
20900900 70520 RepMaint V	250.00	2,200.00	2,200.00	.00	2,200.00	2,500.00	13.6%
20900900 70530 RepMaint O	.00	2,500.00	2,500.00	.00	2,500.00	5,000.00	100.0%
20900900 70631 Dues	.00	.00	.00	.00	.00	1,800.00	.0%
20900900 70632 Pro Develp	10,137.48	12,000.00	12,000.00	698.00	12,000.00	37,000.00	208.3%
20900900 70690 Purch Serv	443.81	1,000.00	1,000.00	765.50	1,000.00	1,000.00	.0%
20900900 71010 Off Supp	799.00	.00	.00	.00	800.00	2,000.00	.0%
20900900 71190 Other Supp	14,806.69	5,000.00	5,000.00	6,997.51	5,000.00	53,000.00	960.0%
20900900 72130 CO Lcn Veh	83,949.00	50,000.00	105,332.00	55,332.00	55,332.00	85,000.00	-19.3%
20900900 72140 CO Other	.00	5,000.00	5,000.00	.00	.00	.00	-100.0%
20900900 79990 Othr Exp	.00	.00	.00	594.00	.00	.00	.0%
TOTAL Drug Enforcement	26,767.24	48,900.00	104,232.00	-21,150.87	-11,668.00	160,820.00	54.3%
20900910 70611 PrintBind	1,565.47	500.00	500.00	.00	.00	.00	-100.0%
20900910 71060 Food	243.59	200.00	200.00	.00	.00	.00	-100.0%
20900910 71190 Other Supp	1,007.10	500.00	500.00	.00	.00	.00	-100.0%
TOTAL DARE	2,816.16	1,200.00	1,200.00	.00	.00	.00	-100.0%
20900920 55040 AscCt Fine	-36,814.87	-12,000.00	-12,000.00	-29,438.46	-40,000.00	-40,000.00	233.3%
20900920 71010 Off Supp	.00	1,000.00	1,000.00	.00	2,000.00	2,500.00	150.0%
20900920 71190 Other Supp	5,700.00	3,500.00	3,500.00	1,995.35	6,000.00	7,000.00	100.0%
20900920 72130 CO Lcn Veh	.00	.00	.00	.00	.00	33,000.00	.0%
20900920 72140 CO Other	5,875.00	.00	.00	.00	.00	.00	.0%
TOTAL DUI Enforcement	-25,239.87	-7,500.00	-7,500.00	-27,443.11	-32,000.00	2,500.00	-133.3%
20900930 55040 AscCt Fine	-630.00	-600.00	-600.00	-270.00	-600.00	-1,000.00	66.7%
20900930 71010 Off Supp	.00	2,000.00	2,000.00	.00	2,000.00	2,000.00	.0%
TOTAL Marijuana Leaf Testing	-630.00	1,400.00	1,400.00	-270.00	1,400.00	1,000.00	-28.6%
20900940 53115 Fed Govt	-9,326.37	-2,500.00	-2,500.00	.00	-2,500.00	-80,000.00	3100.0%
20900940 55890 Othr Fines	.00	-3,000.00	-3,000.00	.00	.00	.00	-100.0%
20900940 56010 Ivest Int	-9.32	.00	.00	.00	.00	.00	.0%
20900940 71190 Other Supp	.00	1,000.00	1,000.00	.00	.00	1,000.00	.0%
20900940 72130 CO Lcn Veh	.00	.00	29,111.00	29,111.00	29,111.00	.00	-100.0%
TOTAL Federal Drug Enforceme	-9,335.69	-4,500.00	24,611.00	29,111.00	26,611.00	-79,000.00	-421.0%
20900960 53110 Fd Grnt	.00	-19,627.47	-19,627.47	.00	.00	.00	-100.0%
TOTAL Cyber Crime Grant	.00	-19,627.47	-19,627.47	.00	.00	.00	-100.0%
TOTAL REVENUE	-130,399.30	-67,727.47	-67,727.47	-115,246.34	-134,800.00	-149,480.00	120.7%
TOTAL EXPENSE	124,777.14	87,600.00	172,043.00	95,493.36	119,143.00	234,800.00	36.5%



17



CITY OF BLOOMINGTON, IL
NEXT YEAR / CURRENT YEAR BUDGET ANALYSIS

PROJECTION: 20164 FY 2016 Master Budget - Level 4

FOR PERIOD 12

ACCOUNTS FOR:

	2014 ACTUAL	2015 ORIG BUD	2015 REVISED BUD	2015 ACTUAL	2015 PROJECTION	2016 PROPOSED	PCT CHANGE
Cyber Crime Grant							
GRAND TOTAL	-5,622.16	19,872.53	104,315.53	-19,752.98	-15,657.00	85,320.00	-18.2%



Community Development Block Grant



2240, 2250

Purpose
(Why does this division exist?)

This division provides oversight of the fund and activities covered by the City's **Community Development Block Grant (CDBG)**, an entitlement grant distributed by the Department of Housing and Urban Development (HUD). Entitlement cities are required to develop and submit to HUD, a five-year plan, known as the Consolidated Plan (Con Plan). This plan provides a comprehensive review of the current needs of the community, upon which all activities are based. On February 22, 2010, the City Council voted to approve the 2010-2015 plan to pursue HUD's overall goal to develop viable urban communities by providing decent housing and a suitable living environment and expanding economic opportunities principally for low- and moderate-income persons. Each year, activities proposed must meet the predetermined needs established within the Consolidated Plan. City of Bloomington contracted with United Way of McLean County to assist in the preparation of the 2015 Consolidated Plan, due to HUD by March 15, 2015. Results of a community wide assessment of needs have been compiled and will serve as a basis for CDBG projects and activities 2015-2020.

In addition to the CDBG program, Community Development also administers the **Continuum of Care (COC)** grant, a HUD grant program that provides services for the homeless. We are also collaborating with Mid Central Community Action (MCCA) and Habitat for Humanity on the West Bloomington Housing Coalition (WBHC) Attorney General's \$1.5 million grant – by providing properties for rehabilitation and / or new construction; and by providing proactive code enforcement within the targeted area.

One grants coordinator works on behalf of the City. Construction and inspection efforts are handled through another code enforcement inspector, with lead, asbestos and other key certifications.


Programs and Activities Administered and Sponsored:

- Single-family home rehabilitation projects for low- to moderate-income households

- Demolition of properties too distressed for rehabilitation – The lots from these structures are often donated to Habitat for Humanity, YouthBuild or other non-profits for the construction of affordable housing
 - Public service activities including (but not limited to):
 - Peace Meals
 - Homeless Activities – match money for HUD’s Continuum of Care Program
 - Emergency Services (PATH)
 - Section 3 Job / Life Skills Training of public housing residents
 - Infrastructure funding (sidewalk, street, curb and gutter replacement, water and sewer services)
 - Public Facility Improvements (building improvements for non-profits)
 - Administration of the Continuum of Care programs for the homeless
-

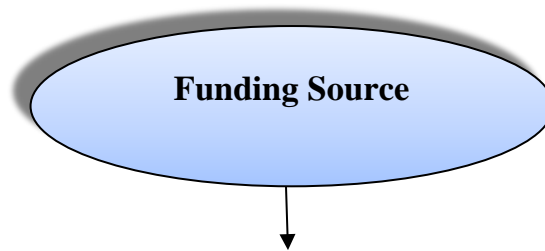


We are projecting to receive the same funding as we did in FY 2015. The Federal Fiscal Year begins October 1 of each year. HUD generally announces allocation amounts by March each year. Our allocation for May 1, 2015, will be under the 2014 Federal Fiscal Year.

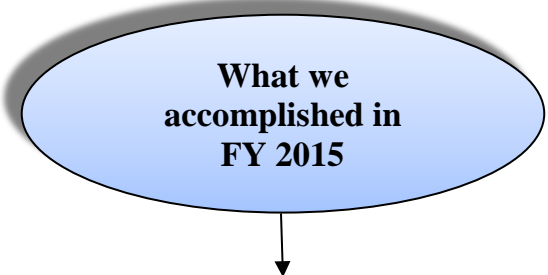


-
- Approximately \$208,000 for housing rehabilitation grants will be provided for low- to moderate-income, single-family households through the Community Development Block Grant (CDBG) program. This includes service delivery costs.
 - Economic opportunities will be provided for local contractors to improve the quality of the City’s low- to moderate-income housing stock through the City’s Housing Rehabilitation Program.
 - We will provide \$10,000 to Section 3 Job and Life Skills Training for Bloomington Public Housing Residents.
 - We will provide \$20,000 to the Peace Meal Senior Nutrition Program.

- Administrative services and funds of \$23,680 for homeless activities will be provided through Community Development Block Grant funds.
- We will administer the Continuum of Care programs for the homeless (total grants of \$315,513)
 - Supportive Services Grant: \$128,706 (PATH, Collaborative Solutions, Children’s Home + Aid, Recycling Furniture for Families, Advocate BroMenn Medical Center)
 - Core Services Grant: \$136,706 (PATH, Salvation Army, Connect Transit, Red Top Cab, and gas vouchers)
 - Homeless Management Information Systems Grant: \$22,439 (PATH)
 - Salvation Army Genesis House Grant: \$5,129
 - Mayor’s Manor Shelter Plus Care Grant: \$22,533
- A total of \$150,000 will be provided for demolition of dilapidated structures. We are projecting to deed 7 lots to Habitat for Humanity for the development of affordable housing.
- We will provide \$35,000 in CDBG funds for Emergency Grant / Hoarding services through PATH.
- We will provide \$80,000 in CDBG funds for sidewalks located within the low-moderate income areas of the City
- \$16,298 in CDBG funds will cover operational expenses for Program Administration.
- We will continue our involvement in the West Bloomington Revitalization Project (WBRP) area by providing \$5,000 to the WBRP Tool Library and \$10,000 to the WBRP Façade Program.
- \$40,000 for a Public Facility Improvement on a non-profit building
- We will continue to participate with the West Bloomington Housing Collaborative



Grant Funded 100%. Note: All the labor-related expenses are paid out of the City’s General Fund Code Enforcement Division.



**What we
accomplished in
FY 2015**

- Approximately \$350,000 was provided for 25 housing rehabilitation grants / loans for low- to moderate-income, households through the Community Development Block Grant (CDBG) program.
 - Approximately \$140,000 of CDBG funds was expended for infrastructure improvements – street, curb, gutter and sidewalks on Howard Street located within the targeted Low to Moderate Income Area.
 - We provided economic opportunities for local contractors to improve the quality of the City’s low- to moderate-income housing stock through the City’s Housing Rehabilitation Program.
 - We provided \$10,000 to Section 3 Job and Life Skills Training for Bloomington Public Housing Residents.
 - We provided \$20,000 to the Peace Meal Senior Nutrition Program.
 - We provided administrative services and funds of \$23,680 for homeless activities through Community Development Block Grant funds and Continuum of Care Funds.
 - Five lots were deeded to Habitat for Humanity for the development of affordable housing; One property deeded to YouthBuild for the purpose of rehabilitation and sale / lease to a low / moderate income household
 - We provided \$20,000 in CDBG funds for Emergency Grant services through PATH.
 - The demolition of approximately 10 deteriorated houses was completed, expending an estimated \$200,000.
 - The West Bloomington Revitalization Project received \$5,000 in CDBG funds for the WBRP Tool Library and \$10,000 for the WBRP Façade Program.
 - \$5,000 was provided to the Boys and Girls Club for the Fall youth program
 - We contracted with United Way of McLean County to conduct a Community Assessment of Needs in preparation for the required CDBG 2015 Consolidated Plan; Assessment was completed and the 2015 Consolidated Plan was submitted to HUD in the spring of 2015.
-

Revenue & Expenditures

Community Development	FY 2014 Actual	FY 2015 Approved Budget	FY 2015 Projected	FY 2016 Proposed Budget
Expenditures				
Contractual	\$262,438	\$244,180	\$278,516	\$260,328
Commodities	\$2,240	\$4,105	\$2,750	\$2,650
Capital Expenditures	\$55,968	\$140,000	\$140,000	\$80,000
Other Expenditures	\$513,295	\$569,242	\$795,801	\$564,086
Transfer Out	\$6,427	\$6,427	\$6,427	\$6,427
Department Total	\$840,368	\$963,954	\$1,223,494	\$913,491
Revenues	\$878,831	\$963,954	\$1,223,688	\$903,494

IHDA Grant Funds	FY 2014 Actual	FY 2015 Adopted Budget	FY 2015 Projected	FY 2016 Proposed Budget
Expenditures				
Contractual	\$5,068	-	\$52,479	-
Commodities	-	-	-	-
Other Expenditures	\$88,684	-	-	-
Transfer Out	\$14,000	-	-	-
Department Total	\$107,752	-	\$52,479	-
Revenues	\$140,909	-	\$87,792	-

Performance Measurements

Community Development and IHDA Grant Funds	FY 2014 Actual	FY 2015 Approved Budget	FY 2015 Projected	FY 2016 Proposed Budget
Inputs:				
Number of Full Time Employees	-	-	-	-
Department Expenditures	\$948,120	\$963,954	\$1,275,973	\$913,491
Outputs:				
Number of CDBG housing rehab. loans	11	20	25	5
Number of SFOOR housing rehab. loans	4	0	0	0
Number of structures demolished	8	6	10	8
Number of sewer ejection systems installed	0	10	0	3
Effective Measures:				
% of budget expended on Public Services (Less than or equal to 15%)	12.58%	11.81%	15%	15%
% of budget expended on Administration (Less than or equal to 20%)	3.61%	2.5%	3.3%	2.7%
% of Low- to Moderate-income activities (Greater than or equal to 70%)	68.42%	71.33%	79.1%	70%



Community Development	FY 2014 Actual	FY 2015 (projected)	FY 2016 (projected)
Budgetary Fund Balance	\$46,187	\$46,381	\$36,384

IHDA Grant Funds	FY 2014 Actual	FY 2015 (projected)	FY 2016 (projected)
Budgetary Fund Balance	(\$4,076)	\$31,237	\$31,237

* **Negative** balances can be attributed to timing differences between expenditures and grant reimbursements.



-
- **Departmental training** of new staff and staff in new roles will need to take place with the Division Manager retiring at the end of calendar year 2014.
-



Background – HUD requires that the City of Bloomington follow an adopted Citizen Participation plan to ensure public involvement in the planning process and use of Community Development Block Grant (CDBG) Funds. The participation plan includes proper public notice and hearings to ensure engagement of those affected by its programs, as well as identifying the activities triggering this activity.

Public Hearings – a minimum of 2 public hearings are required annually. One hearing discusses the needs and associated activities to be undertaken by the City using our CDBG funding. The second hearing discusses the accomplishments of the City for a given year. Both hearings provide a forum for public comment.

Public Notification – The public is required to be given a 30-day advance notice of a scheduled public hearing. Notifications shall be posted in:

- City Hall and Government Center
- Bloomington Public Library
- City of Bloomington website
- Local newspaper of general circulation (The Pantagraph)
- PATH's newsletter (Providing Access To Help)
- Neighborhood organizations and churches located on the South and West sides (target areas) of Bloomington.

Substantial Amendments – Any time there is a proposed change in priority, purpose, location, scope, or beneficiary in the amount of \$100,000 or more, the public will be notified and allowed time to comment as stated above.

Other Notices - Generally CDBG programs have a waiting list of participants derived from our HUD required public notices and hearings (see above). Therefore, additional public advertisement of the programs is generally not needed. In the event that we have exhausted our waiting list of applicants, we will advertise the programs as identified and required by HUD in our public notification procedure.

COMMUNITY DEVELOPMENT BLOCK GRANT (CDBG) FUNDS RECEIVED
40 YEAR ANALYSIS

1975-76	\$2,169,000	----
1976-77	\$2,169,000	No change
1977-78	\$2,169,000	No change
1978-79	\$1,665,000	- 23%
1979-80	\$1,247,000	- 25%
1980-81	\$ 866,000	- 30%
1981-82	\$ 835,000	- 4%
1982-83	\$ 724,000	- 13%
1983-84	\$ 705,000	- 3%
1984-85	\$ 713,000	+ 1%
1985-86	\$ 710,000	- .4%
1986-87	\$ 605,000	- 15%
1987-88	\$ 606,000	+ .2%
1988-89	\$ 575,000	- 5%
1989-90	\$ 598,000	+ 4%
1990-91	\$ 571,000	- 5%
1991-92	\$ 638,000	+12%
1992-93	\$ 674,000	+ 4%
1993-94	\$ 779,000	+14%
1994-95	\$ 850,000	+ 9%
1995-96	\$ 866,000	+ 2%
1996-97	\$ 843,000	- 3%
1997-98	\$ 829,000	- 2%
1998-99	\$ 803,000	- 3%
1999-00	\$ 808,000	+ 1%
2000-01	\$ 807,000	- .13%
2001-02	\$ 837,000	+3.5%
2002-03	\$ 821,000	- 1.9%
2003-04	\$ 746,000	- 9.1%
2004-05	\$ 730,000	- 2.1%
2005-06	\$ 690,996	- 5.4%
2006-07	\$ 621,476	- 10%
2007-08	\$ 620,172	- .2%
2008-09	\$ 598,625	- 3.5%
2009-10	\$ 605,875	+1.2%
2009-10	\$ 162,505	CDBG-R
2010-11	\$ 655,193	+7.5%
2011-12	\$ 547,062	-16.5%
2012-13	\$ 556,748	+ 2%
2013-14	\$ 593,216	+ 6%
2014-15	\$ 557,978	- 6%
2015-16	\$ 557,978	Projecting No Change

Fluctuation of grant funds received is due to HUD's budget appropriation for this program and the addition / deletion of entitlement communities every year.

As of 2015, over \$34 million in federal dollars has been received by the City of Bloomington CDBG program, to address the needs of the low / moderate income population.




CITY OF BLOOMINGTON, IL
 NEXT YEAR / CURRENT YEAR BUDGET ANALYSIS

PROJECTION: 20164 FY 2016 Master Budget - Level 4

FOR PERIOD 12

ACCOUNTS FOR:

CD - Administration & General	2014 ACTUAL	2015 ORIG BUD	2015 REVISED BUD	2015 ACTUAL	2015 PROJECTION	2016 PROPOSED	PCT CHANGE
22402410 53110 50000 Fd Grnt	-9,605.22	-15,605.00	-20,605.00	.00	-20,605.00	-16,298.00	-20.9%
22402410 53110 51000 Fd Grnt	-71,662.03	-200,615.00	-453,286.00	-112,580.99	-453,286.00	-193,000.00	-57.4%
22402410 53110 52000 Fd Grnt	-185,630.58	-290,000.00	-342,978.00	-368,536.07	-320,956.00	-230,000.00	-32.9%
22402410 53110 53000 Fd Grnt	-175,745.00	-83,075.00	-88,075.00	-69,394.00	-88,075.00	-128,680.00	46.1%
22402410 57990 50000 OMisc Rev	-20.00	.00	.00	.00	.00	.00	.0%
22402410 70060 50000 Plng Sv	9,000.00	.00	.00	.00	.00	.00	.0%
22402410 70220 50000 Oth PT Sv	17,495.00	2,500.00	2,500.00	550.00	1,000.00	1,140.00	-54.4%
22402410 70610 50000 Advertise	1,382.00	4,000.00	9,000.00	6,914.38	9,000.00	5,508.00	-38.8%
22402410 70611 50000 PrintBind	.00	500.00	500.00	.00	500.00	500.00	.0%
22402410 70632 50000 Pro Develop	387.74	2,000.00	2,000.00	.00	2,000.00	4,000.00	100.0%
22402410 70690 50000 Purch Serv	1,436.90	2,500.00	2,500.00	3,795.00	1,500.00	2,500.00	.0%
22402410 71010 50000 Off Supp	377.99	1,000.00	1,000.00	835.01	1,000.00	1,000.00	.0%
22402410 71017 50000 Postage	496.63	1,000.00	1,000.00	538.64	750.00	750.00	-25.0%
22402410 71340 50000 Telecom	616.37	1,000.00	1,000.00	.00	.00	.00	-100.0%
22402410 71410 50000 Books	30.00	500.00	500.00	.00	500.00	500.00	.0%
22402410 71420 50000 Periodicls	719.20	605.00	605.00	350.90	500.00	400.00	-33.9%
TOTAL CD - Administration &	-410,721.00	-573,690.00	-884,339.00	-537,527.13	-866,172.00	-551,680.00	-37.6%
22402430 56010 51000 Ivest Int	-3.05	-5.00	-5.00	-.45	-3.00	-3.00	-40.0%
22402430 56030 51000 Int Fm Lns	-491.72	-700.00	-700.00	-116.36	-250.00	.00	-100.0%
22402430 57581 51000 Ln Rpmnt	-115,756.31	-30,000.00	-30,000.00	-12,398.52	-25,000.00	-20,000.00	-33.3%
22402430 57990 50000 OMisc Rev	.00	.00	.00	-30.00	.00	.00	.0%
22402430 70631 51000 Dues	100.00	.00	.00	100.00	.00	.00	.0%
22402430 70632 51000 Pro Develop	190.00	2,000.00	2,000.00	323.00	2,000.00	4,000.00	100.0%
22402430 70642 51000 Recdg Fee	544.00	1,000.00	1,000.00	305.00	1,000.00	500.00	-50.0%
22402430 70690 51000 Purch Serv	5,960.31	6,000.00	8,671.00	612.24	6,000.00	3,500.00	-59.6%
22402430 79020 51000 Loans	72,968.48	202,320.00	252,320.00	113,991.30	252,320.00	.00	-100.0%
22402430 79130 51000 Grants	30,551.25	20,000.00	220,000.00	206,924.89	220,000.00	215,000.00	-2.3%
TOTAL CD - Rehabilitation	-5,937.04	200,615.00	453,286.00	309,711.10	456,067.00	202,997.00	-55.2%
22402440 70651 52000 Demolition	150,315.44	150,000.00	202,978.00	110,113.13	180,956.00	150,000.00	-26.1%
22402440 70690 52000 Purch Serv	.00	.00	.00	880.00	880.00	.00	.0%
22402440 72530 52000 St Const	.00	140,000.00	140,000.00	140,000.00	140,000.00	.00	-100.0%
22402440 72560 52000 Sdwk Const	55,968.20	.00	.00	.00	.00	80,000.00	.0%
TOTAL CD - Capital Improveme	206,283.64	290,000.00	342,978.00	250,993.13	321,836.00	230,000.00	-32.9%
22402450 70690 53000 Purch Serv	75,627.02	73,680.00	73,680.00	73,680.00	73,680.00	88,680.00	20.4%
22402450 79130 53000 Grants	103,731.65	9,395.00	14,395.00	14,395.00	14,395.00	40,000.00	177.9%
TOTAL CD - Community Service	179,358.67	83,075.00	88,075.00	88,075.00	88,075.00	128,680.00	46.1%
22402460 53110 54000 Fd Grnt	-319,916.83	-343,954.00	-343,954.00	-306,002.27	-315,513.00	-315,513.00	-8.3%



27



CITY OF BLOOMINGTON, IL
 NEXT YEAR / CURRENT YEAR BUDGET ANALYSIS

PROJECTION: 20164 FY 2016 Master Budget - Level 4

FOR PERIOD 12

ACCOUNTS FOR:

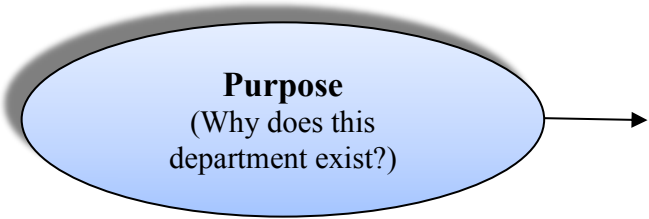
CD - Continuum of Care	2014 ACTUAL	2015 ORIG BUD	2015 REVISED BUD	2015 ACTUAL	2015 PROJECTION	2016 PROPOSED	PCT CHANGE
22402460 79130 54000 Grants	306,043.29	337,527.00	337,527.00	275,591.08	309,086.00	309,086.00	-8.4%
22402460 89154 54000 To CdeEnfo	6,427.00	6,427.00	6,427.00	.00	6,427.00	6,427.00	.0%
TOTAL CD - Continuum of Care	-7,446.54	.00	.00	-30,411.19	.00	.00	.0%
TOTAL REVENUE	-878,830.74	-963,954.00	-1,279,603.00	-869,058.66	-1,223,688.00	-903,494.00	.0%
TOTAL EXPENSE	840,368.47	963,954.00	1,279,603.00	949,899.57	1,223,494.00	913,491.00	.0%
GRAND TOTAL	-38,462.27	.00	.00	80,840.91	-194.00	9,997.00	.0%



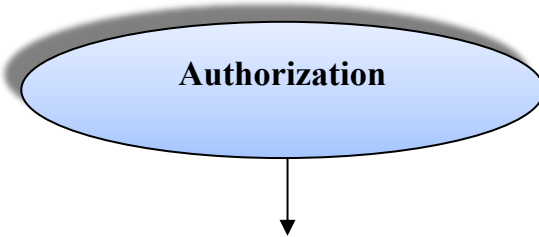
Library



23103100
23103110
23203200



The mission of the Bloomington Public Library is to provide our diverse community with a helpful and welcoming place that offers equal access to the world of ideas and information and supports lifelong learning. The Bloomington Public Library serves the residents of Bloomington and the Golden Prairie Public Library District. It is governed by a nine-member Board of Trustees appointed by the Mayor. The Library Board appoints the Library Director, sets the policies for the Library, and approves the budget and all expenditures for the Library. The Library is a community asset that the Library Board holds in trust for the public.



The Illinois Local Library Act (75 ILCS 5/4) summarizes the powers and responsibilities of Library boards of trustees.



**FY 2016
Budget & Program
Highlights**

- The Library revenue amount from the City property tax levy requested is \$4,546,710, the same amount requested last year. Except for the increase of \$33,233 last year, the Library property tax levy has been flat for the past five years.
 - A second conference room for staff use is being created by building a wall to divide an existing room. The cost of this project is completely covered by a DCEO grant of \$50,000 awarded in 2012.
 - The Library is expanding into new service areas. Use of eBooks from several platforms, downloadable music from Freegal, and downloadable magazines from Zinio continue to increase. Classes on the use of e-Readers and how to download free eBooks from the Library continue to be very popular. A digital media lab was opened in May 2013 and is used regularly.
 - Proceeds from our successful Book Shoppe are used to supplement the Library's program budget.
 - The boiler and controls system were upgraded in the spring of 2014 with the assistance of DCEO and Clean Energy grants. The air handler and air distribution system will likely be phase two in FY 2015. Because of the energy efficiency achieved, utility bills are expected to go down.
-



Vision Statement


Bloomington Public Library is a vital community resource. The Library is passionate about what it is and what it does. The Library provides outstanding collections and the latest technologies in relaxed and inviting atmospheres. In addition, the Library offers relevant services and inspiring programs to meet diverse individual needs. Through the friendly and knowledgeable staff, the Library provides exceptional service to all of our citizens.

The Library and staff take an involved role in the community by partnering with organizations to enrich the quality of life. The Library uses technology to build upon traditional Library and civic values to create an enduring sense of place. To meet our community's expectations, the Library embraces its responsibility to thrive and grow. Mirroring the exponential development of the community, the Library will expand its locations, services, collections, and programs. The main Library, located downtown, provides the full range of services and will be enhanced by branches and other access points, both physical and virtual. The Bloomington Public Library provides a quiet space in a hectic world for interaction, communication, study, and reflection. The Library is a destination that cannot be visited often enough.



Funding Source

Property Taxes 86.1%, Golden Prairie Library District 7.0%, Grants, Fees, Fines and Other 4.4%, Replacement Tax 2.5%



What we accomplished in FY 2015

-
- The Library continues to be very busy. Total circulation for FY 2014 was 1,448,883 down 121,527 items loaned or 7% from last year's record-breaking circulation of 1,570,410. Bloomington Public Library loaned 18.91 items per capita, exceeding the national average of 13.54 items per capita for communities with population of 50,000 to 99,999.
 - There were 411,492 visitors to the main Library and the Bookmobile in the past fiscal year which is still an average of 35,000 visitors per month despite a decrease of 11% over last year.
 - During FY 2014, 60,399 individuals logged onto a public access computer.
 - 95,215 holds placed by customers were filled with items from the collection compared to 85,162 holds filled in FY 2014.
 - 37,714 residents of Bloomington, or about 49%, have Library cards, up significantly from 27,257 library cards in FY 2014.
 - Of the total circulation, there were 54,466 eBooks loaned, 8628 Freegal music downloads, and 4309 magazines borrowed from Zinio.
 - A new bookmobile was ordered and constructed to our specifications to be delivered in December, 2014.
 - Space and parking continue to be issues.

These statistics demonstrate that staff are delivering friendly, helpful service to our customers and offering the materials they want in an inviting environment.

Our performance indicators over the past few years have shown tremendous growth in the usage of the Library. This year's numbers illustrate that the Library has hit its threshold for the size of its collection and space available. Without additional space and parking, I would not expect the Library to continue at the rapid pace of the last ten years.

Revenue & Expenditures

Library	FY 2014 Actual	FY 2015 Adopted Budget	FY 2015 Projected	FY 2016 Proposed Budget
Library Maintenance & Operations				
Expenditures				
Salaries	\$2,271,527	\$2,421,094	\$2,444,994	\$2,505,519
Benefits	\$795,981	\$905,144	\$903,666	\$912,255
Contractual	\$423,830	\$561,500	\$546,090	\$542,000
Commodities	\$1,060,718	\$1,000,240	\$1,135,240	\$1,105,800
Capital	-	-	-	-
Other	\$8,369	\$18,500	\$18,500	\$19,000
Transfer Out	\$407,500	\$231,732	\$231,732	\$193,336
Department Total	\$4,967,925	\$5,138,210	\$5,280,222	\$5,277,910
Revenues	\$5,234,715	\$5,253,210	\$5,336,201	\$5,277,910
Next Generation Library Grant				
Expenditures				
Salaries	\$7,000	\$7,000	\$9,000	\$9,000
Benefits	\$800	\$800	\$1,000	\$1,000
Contractual	\$81	\$500	\$50	\$50
Commodities	\$7,646	\$4,200	\$4,950	\$4,950
Department Total	\$15,527	\$12,500	\$15,000	\$15,000
Revenues	\$12,500	\$12,500	\$15,000	\$15,000
Library Fixed Asset Replacement				
Expenditures				
Capital Expenditures	\$421,724	\$108,050	\$332,584	\$72,721
Transfer Out	-	-	-	-
Department Total	\$421,724	\$108,050	\$332,584	\$72,721
Revenues	\$370,914	\$195,600	\$232,400	\$156,804
Personnel				
Full Time	45.00	45.00	45.00	45.00
Part-Time	17.99	17.99	17.99	17.99
Seasonal	1.71	1.71	1.71	1.71
Department Total	64.70	64.70	64.70	64.70

**Performance
Measurements**

Library	FY 2014 Actual	FY 2015 Approved Budget	FY 2015 Projected	FY 2016 Proposed Budget
<i>Inputs:</i>				
Number of Full Time Employees	45	45	45	45
Department Expenditures	\$5,405,176	\$5,258,760	\$5,627,806	\$5,365,631
<i>Outputs:</i>				
Visitors to the Library	398,545	450,000	400,000	400,000
Visitors to the Bookmobile	12,947	14,000	13,000	13,000
Items Circulated	1,448,883	1,450,000	1,400,000	1,400,000
Cardholders	37,714	30,000	35,000	35,000
Total Items in Collection	299,628	300,000	300,000	300,000
Questions Answered	54,749	65,000	50,000	50,000
Library Programs	468	400	450	450
Attendance	10,353	10,000	10,000	10,000
Summer Reading Program (SRP) Registered	7541	7,500	7,500	7,500
Completed	4099	4,000	4,000	4,000
Contacts with Community Groups(attendance)	14,131	14,000	14,000	14,000
Events	189	150	150	150
Computer use	60,399	70,000	55,000	55,000
Website Hits	11,329	30,000	10,000	10,000
Online Resource (databases) uses	47,389	50,000	45,000	45,000
Training Hours	959	1,500	1,000	1,000
Volunteer Hours	2048	1,000	1,500	1,500

Budgetary Fund Balance



Library	FY 2014 (audited)	FY 2015 (projected)	FY 2016 (projected)
Fund Balance *	\$3,712,098	\$3,667,893	\$3,751,976

*Fund balance includes fund 2310 and 2320.
 *A portion of the Library fund balance is restricted for capital improvement and fixed asset replacement.

Challenges



-
- **Existing Service Level Issues and Concerns** - The focus of the Library’s goals and efforts to accomplish them in the future revolve around the ability to continue to offer our customers the same level of materials and services that they have come to expect. Circulation has more than doubled from 665,573 in FY 2005 when the Library building renovation began, to 1,570,410 in FY 2013. The Library is now consistently lending over 100,000 items every month. To manage this growth, the Library has turned to technology, such as the self-check system, print management and pc reservation software, and RFID tags, plus managing workflow more efficiently. The Library has run out of space for additional materials, computers, office space, seating for customers, programming space and parking space. The concern now is how to continue to meet the community’s demands for resources and services.
 - **Future Service Level Issues and Concerns** - Additional parking, shelf space, meeting space, and seating are needed. The master plan to address future service needs has been completed. Rapidly changing technology such as eBooks and other downloadable software continue to challenge the Library’s ability to provide needed services and resources.
-



Library Funds

In FY 2011, the Board of Trustees passed a resolution establishing two special revenue funds (Capital Reserve Fund and Fixed Asset Fund) and a policy regarding the Maintenance & Operating Fund. Following is a synopsis of the three funds:

- **The Maintenance and Operating Fund** is used to hold the monies needed for operation of the Library and a target of 25% of the annual operating budget is set aside as working cash and to cover unanticipated emergencies.
 - **The Fixed Asset Fund** is restricted for fixed asset items such as replacement of computers, the Bookmobile, shelving, and furniture.
 - **The Capital Reserve Fund** also is restricted for the purchase of land or construction of a building to expand access to the services the Library provides to the community.
-




CITY OF BLOOMINGTON, IL
 NEXT YEAR / CURRENT YEAR BUDGET ANALYSIS

PROJECTION: 20164 FY 2016 Master Budget - Level 4

FOR PERIOD 12

ACCOUNTS FOR:

Library Maintenance & Operatio			2014 ACTUAL	2015 ORIG BUD	2015 REVISED BUD	2015 ACTUAL	2015 PROJECTION	2016 PROPOSED	PCT CHANGE
23103100	50190	PTx Other	-4,508,035.24	-4,546,710.00	-4,546,710.00	-4,541,269.54	-4,541,269.54	-4,546,710.00	.0%
23103100	53020	Repls Tx	-130,400.00	-130,400.00	-130,400.00	-130,400.00	-130,400.00	-130,400.00	.0%
23103100	53120	10000 St Grnt	-78,728.27	-78,000.00	-78,000.00	-110,762.50	-95,763.00	-95,000.00	21.8%
23103100	53120	10002 St Grnt	.00	.00	-7,050.00	-12,500.00	-50,000.00	.00	-100.0%
23103100	53370	GP Lib Dst	-363,927.62	-375,000.00	-375,000.00	-362,116.05	-365,000.00	-370,000.00	-1.3%
23103100	54490	10000 LibFee Rtl	-84,468.35	-75,000.00	-75,000.00	-60,600.76	-75,000.00	-80,000.00	6.7%
23103100	54720	10000 Copies	-4,008.40	-3,600.00	-3,600.00	-2,334.65	-3,600.00	-3,800.00	5.6%
23103100	56010	Invest Int	-665.36	-4,000.00	-4,000.00	-400.69	-440.00	-1,000.00	-75.0%
23103100	56020	Int Fm Tx	-52.18	.00	.00	-28.69	-28.69	.00	.0%
23103100	57110	Prop Sale	-841.83	-1,000.00	-1,000.00	-3,162.78	-3,200.00	-1,000.00	.0%
23103100	57310	10000 Donations	-20,880.28	-19,500.00	-19,500.00	-21,512.66	-20,500.00	-20,000.00	2.6%
23103100	57350	Priv Grant	-1,000.00	.00	.00	-483.97	.00	.00	.0%
23103100	57985	Cash StOvr	-449.41	.00	.00	-38.69	.00	.00	.0%
23103100	57990	10000 Misc Rev	-41,258.21	-20,000.00	-20,000.00	-33,427.13	-51,000.00	-30,000.00	50.0%
23103100	61100	Salary FT	1,860,952.04	2,000,510.00	2,000,510.00	1,444,624.24	2,010,510.00	2,015,233.00	.7%
23103100	61110	Salary PT	366,810.42	384,836.00	384,836.00	274,858.42	394,836.00	453,600.00	17.9%
23103100	61130	Salary SN	35,564.38	34,648.00	34,648.00	32,979.90	34,648.00	35,586.00	2.7%
23103100	61150	Salary OT	.00	1,100.00	1,100.00	.00	.00	1,100.00	.0%
23103100	61190	Othr Salry	8,200.00	.00	.00	4,064.19	5,000.00	.00	.0%
23103100	62101	Dent Ins	9,918.78	11,160.00	11,160.00	7,379.77	11,160.00	11,273.00	1.0%
23103100	62102	Visn Ins	2,371.21	2,630.00	2,630.00	1,856.90	2,630.00	2,894.00	10.0%
23103100	62104	BCBS 400	203,402.37	232,172.00	232,172.00	151,272.24	232,172.00	210,104.00	-9.5%
23103100	62106	HAMP-HMO	96,092.54	99,565.00	99,565.00	71,204.79	99,565.00	118,062.00	18.6%
23103100	62110	Grp Lif In	2,831.60	4,000.00	4,000.00	2,101.71	4,000.00	3,097.00	-22.6%
23103100	62120	IMRF	295,177.66	297,676.00	297,676.00	226,565.15	297,676.00	299,867.00	.7%
23103100	62130	SS Medicare	136,156.18	150,040.00	150,040.00	103,770.29	150,040.00	162,368.00	8.2%
23103100	62140	Medicare	32,011.24	35,090.00	35,090.00	24,268.77	35,090.00	36,315.00	3.5%
23103100	62150	UnEmpl Ins	1,323.00	.00	.00	10,143.00	18,522.00	.00	.0%
23103100	62160	Work Comp	8,991.00	22,211.00	22,211.00	12,619.00	22,211.00	37,675.00	69.6%
23103100	62190	Uniforms	193.73	600.00	600.00	909.97	600.00	600.00	.0%
23103100	62210	Tuit Reimb	7,512.00	30,000.00	30,000.00	11,388.00	30,000.00	30,000.00	.0%
23103100	62990	Othr Ben	.00	20,000.00	20,000.00	.00	.00	.00	-100.0%
23103100	70420	10000 Rentals	18,848.80	40,000.00	20,000.00	16,471.91	20,000.00	22,000.00	10.0%
23103100	70510	10000 RepMaint B	84,236.54	125,000.00	125,000.00	29,732.24	125,000.00	135,000.00	8.0%
23103100	70510	10002 RepMaint B	.00	.00	1,950.00	.00	5,940.00	.00	-100.0%
23103100	70520	10000 RepMaint V	3,958.50	10,000.00	10,000.00	4,000.65	10,000.00	5,000.00	-50.0%
23103100	70530	10000 RepMaint O	146,407.22	158,000.00	158,000.00	118,736.87	158,000.00	165,000.00	4.4%
23103100	70590	Oth Repair	1,728.07	25,000.00	25,000.00	1,271.52	25,000.00	25,000.00	.0%
23103100	70610	10000 Advertise	22,075.11	18,000.00	18,000.00	10,493.35	18,000.00	19,000.00	5.6%
23103100	70611	10000 PrintBind	14,678.03	18,000.00	18,000.00	14,130.02	18,000.00	19,000.00	5.6%
23103100	70630	10000 Travel	4,958.16	6,000.00	6,000.00	3,268.49	6,000.00	6,000.00	.0%
23103100	70631	10000 Dues	4,951.21	5,000.00	5,000.00	3,023.98	5,000.00	5,000.00	.0%
23103100	70632	10000 Pro Develp	5,772.80	8,000.00	8,000.00	3,700.98	8,000.00	8,000.00	.0%



**CITY OF BLOOMINGTON, IL
 NEXT YEAR / CURRENT YEAR BUDGET ANALYSIS**
PROJECTION: 20164 FY 2016 Master Budget - Level 4
FOR PERIOD 12
ACCOUNTS FOR:

Library Maintenance & Operatio			2014 ACTUAL	2015 ORIG BUD	2015 REVISED BUD	2015 ACTUAL	2015 PROJECTION	2016 PROPOSED	PCT CHANGE	
23103100	70690	10000	Purch Serv	90,335.28	112,000.00	112,000.00	43,849.88	108,100.00	100,000.00	-10.7%
23103100	70690	10002	Purch Serv	.00	.00	5,100.00	3,647.85	2,550.00	.00	-100.0%
23103100	70714		Prop Claim	19,352.00	26,000.00	26,000.00	19,669.00	26,000.00	23,000.00	-11.5%
23103100	70715		Veh Claim	1,639.00	6,000.00	6,000.00	1,841.00	6,000.00	5,000.00	-16.7%
23103100	70790		Other Ins	4,889.00	4,500.00	4,500.00	5,067.00	4,500.00	5,000.00	11.1%
23103100	71010	10000	Off Supp	19,287.20	20,000.00	20,000.00	8,741.80	20,000.00	20,000.00	.0%
23103100	71013		Com Supp	81,221.44	90,000.00	90,000.00	69,884.80	90,000.00	85,000.00	-5.6%
23103100	71015		Copy Supp	2,298.99	4,500.00	4,500.00	2,762.95	4,500.00	3,300.00	-26.7%
23103100	71017		Postage	10,815.25	30,000.00	30,000.00	9,467.07	30,000.00	12,000.00	-60.0%
23103100	71020	10000	Lib Supp	79,603.32	75,000.00	75,000.00	33,327.19	75,000.00	72,000.00	-4.0%
23103100	71024		Janit Supp	14,915.82	13,000.00	13,000.00	7,616.61	13,000.00	16,000.00	23.1%
23103100	71070		Fuel	7,681.40	8,240.00	8,240.00	4,649.55	8,240.00	8,000.00	-2.9%
23103100	71080		Maint Supp	12,879.15	8,000.00	8,000.00	7,892.18	8,000.00	10,000.00	25.0%
23103100	71310		Natural Gs	42,444.00	35,000.00	35,000.00	20,191.15	35,000.00	35,000.00	.0%
23103100	71320		Electricity	80,730.25	112,000.00	112,000.00	59,393.79	112,000.00	95,000.00	-15.2%
23103100	71330		Water	8,489.59	8,500.00	8,500.00	5,582.83	8,500.00	8,500.00	.0%
23103100	71340	10000	Telecom	25,599.49	26,000.00	26,000.00	22,785.34	26,000.00	26,000.00	.0%
23103100	71410		Books	3,978.23	6,000.00	6,000.00	723.69	6,000.00	7,000.00	16.7%
23103100	71420		Periodicls	35,662.42	35,000.00	35,000.00	28,068.57	35,000.00	35,000.00	.0%
23103100	71430		Adlt Books	162,753.47	165,300.00	165,300.00	105,680.37	165,300.00	170,000.00	2.8%
23103100	71440		Chld Books	118,133.07	120,300.00	120,300.00	84,136.39	120,300.00	125,000.00	3.9%
23103100	71470		AV Matrl	168,576.07	167,100.00	167,100.00	111,493.94	167,100.00	168,000.00	.5%
23103100	71480		PA Matrl	134,348.95	15,000.00	35,000.00	136,878.07	150,000.00	140,000.00	300.0%
23103100	71490		Ebook	51,300.00	61,300.00	61,300.00	20,000.00	61,300.00	70,000.00	14.2%
23103100	79120	10000	Emp Relatn	3,764.83	5,500.00	5,500.00	683.44	5,500.00	6,000.00	9.1%
23103100	79990	10000	Othr Exp	4,604.12	13,000.00	13,000.00	5,375.24	13,000.00	13,000.00	.0%
23103100	89112		To Gen ERI	36,732.00	36,732.00	36,732.00	36,732.00	36,732.00	36,732.00	.0%
23103100	89237		To LibFA	370,768.00	195,000.00	195,000.00	195,000.00	195,000.00	156,604.00	-19.7%
TOTAL Library Maintenance &			-266,790.22	-115,000.00	-115,000.00	-1,643,060.06	-55,979.23	.00	-100.0%	
TOTAL REVENUE			-5,234,715.15	-5,253,210.00	-5,260,260.00	-5,279,038.11	-5,336,201.23	-5,277,910.00	.3%	
TOTAL EXPENSE			4,967,924.93	5,138,210.00	5,145,260.00	3,635,978.05	5,280,222.00	5,277,910.00	2.6%	
GRAND TOTAL			-266,790.22	-115,000.00	-115,000.00	-1,643,060.06	-55,979.23	.00	-100.0%	





CITY OF BLOOMINGTON, IL
 NEXT YEAR / CURRENT YEAR BUDGET ANALYSIS

PROJECTION: 20164 FY 2016 Master Budget - Level 4

FOR PERIOD 12

ACCOUNTS FOR:

Next Generation Library Grant	2014 ACTUAL	2015 ORIG BUD	2015 REVISED BUD	2015 ACTUAL	2015 PROJECTION	2016 PROPOSED	PCT CHANGE
23103110 53110 Fd Grnt	-12,500.00	.00	.00	.00	.00	.00	.0%
23103110 53120 St Grnt	.00	-12,500.00	-15,000.00	.00	-15,000.00	-15,000.00	.0%
23103110 61100 Salary FT	4,000.00	4,000.00	6,000.00	.00	6,000.00	6,000.00	.0%
23103110 61110 Salary PT	3,000.00	3,000.00	3,000.00	.00	3,000.00	3,000.00	.0%
23103110 62120 IMRF	.00	400.00	500.00	.00	500.00	500.00	.0%
23103110 62130 SS Medicare	716.00	400.00	500.00	.00	500.00	500.00	.0%
23103110 62160 Work Comp	84.00	.00	.00	.00	.00	.00	.0%
23103110 70630 Travel	50.85	.00	50.00	.00	50.00	50.00	.0%
23103110 70690 Purch Serv	29.57	500.00	600.00	.00	.00	.00	-100.0%
23103110 71013 Com Supp	7,646.18	4,200.00	4,350.00	2,676.75	4,950.00	4,950.00	13.8%
TOTAL Next Generation Librar	3,026.60	.00	.00	2,676.75	.00	.00	.0%
TOTAL REVENUE	-12,500.00	-12,500.00	-15,000.00	.00	-15,000.00	-15,000.00	.0%
TOTAL EXPENSE	15,526.60	12,500.00	15,000.00	2,676.75	15,000.00	15,000.00	.0%
GRAND TOTAL	3,026.60	.00	.00	2,676.75	.00	.00	.0%





CITY OF BLOOMINGTON, IL
 NEXT YEAR / CURRENT YEAR BUDGET ANALYSIS

PROJECTION: 20164 FY 2016 Master Budget - Level 4

FOR PERIOD 12

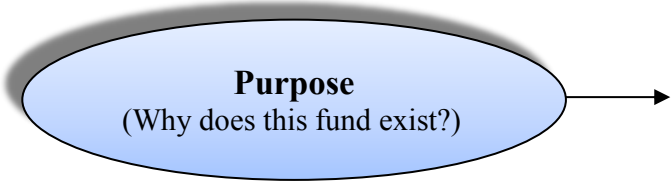
ACCOUNTS FOR:

Library Fixed Asset Replacemen	2014 ACTUAL	2015 ORIG BUD	2015 REVISED BUD	2015 ACTUAL	2015 PROJECTION	2016 PROPOSED	PCT CHANGE
23203200 56010 Invest Int	-146.00	-600.00	-600.00	-109.63	-200.00	-200.00	-66.7%
23203200 57310 Donations	.00	.00	.00	-50,000.00	.00	.00	.0%
23203200 57350 Priv Grant	.00	.00	-42,950.00	-37,200.00	-37,200.00	.00	-100.0%
23203200 72120 CO Comp Eq	.00	108,050.00	79,106.00	37,180.00	108,050.00	72,721.00	-8.1%
23203200 72130 CO Lcn Veh	265,472.00	.00	.00	.00	200,000.00	.00	.0%
23203200 72140 CO Other	.00	.00	71,894.00	70,152.00	.00	.00	-100.0%
23203200 72620 OCap Imprv	156,252.00	.00	.00	.00	24,534.00	.00	.0%
23203200 85231 Fm Library	-370,768.00	-195,000.00	-195,000.00	-195,000.00	-195,000.00	-156,604.00	-19.7%
TOTAL Library Fixed Asset Re	50,810.00	-87,550.00	-87,550.00	-174,977.63	100,184.00	-84,083.00	-4.0%
TOTAL REVENUE	-370,914.00	-195,600.00	-238,550.00	-282,309.63	-232,400.00	-156,804.00	-34.3%
TOTAL EXPENSE	421,724.00	108,050.00	151,000.00	107,332.00	332,584.00	72,721.00	-51.8%
GRAND TOTAL	50,810.00	-87,550.00	-87,550.00	-174,977.63	100,184.00	-84,083.00	-4.0%

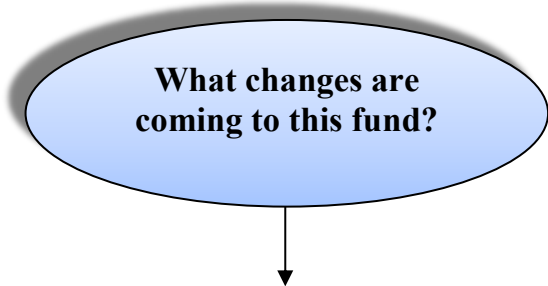


Park Dedication Fund

24104100-24104160



The Park Dedication Fund is used to account for developer payments made to the City (per City Code) to provide park facilities when a subdivision is developed. Within the Park Dedication Fund, the City is divided into 8 Neighborhood Planning Areas. This ensures the funds are expensed in the area of development. The cash contribution in lieu of park and recreation land dedication is held in trust by the City or another public body designated by the City, solely for the acquisition and development of park and recreation land. Funds are available to serve the immediate or future needs of the residents of a subdivision or for the improvement of other existing local park and recreational land which already serves such areas.



-
- **GASB 54** – In FY 2012, the City implemented Governmental Accounting Standards Board Statement 54. This Statement reinforced the City’s assumption that this fund should be classified as a special revenue fund.
-

**FY 2016
Budget & Program
Highlights**



-
- Dedication of \$50,000 for the Design/Engineering of future parks
-

Funding Source

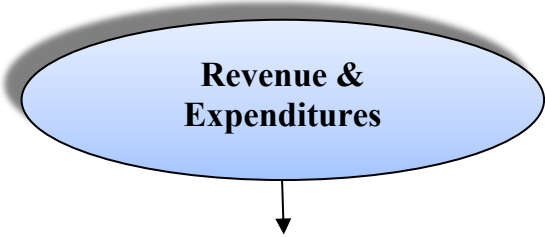


Developer payments and grant funds

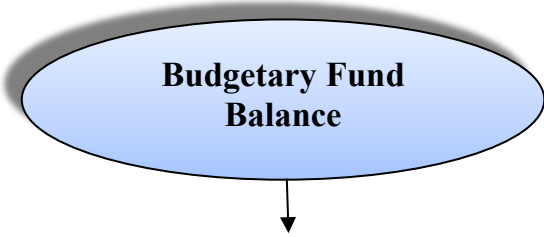
**What we accomplished
in FY 2015**



-
- Replaced playground equipment in Franklin Park
 - Replaced playground equipment at Suburban East Park
-



Park Dedication Fund	FY 2014 Actual	FY 2015 Approved Budget	FY 2015 Projected	FY 2016 Proposed Budget
Expenditures				
Contractual	\$26,267	\$100,000	\$100,000	\$100,000
Commodities	-	-	-	-
Capital Expenditures	\$97,198	-	-	\$200,000
Other Expenditures	\$26,033	-	-	\$25,000
Department Total	\$149,498	\$100,000	\$100,000	\$325,000
Revenues	\$56,084	\$22,500	\$35,400	\$13,210



Park Dedication Fund	FY 2014 (audited)	FY 2015 (projected)	FY 2016 (projected)
Budgetary Fund Balance	\$802,299	\$737,699	\$425,909



CITY OF BLOOMINGTON, IL
 NEXT YEAR / CURRENT YEAR BUDGET ANALYSIS

PROJECTION: 20164 FY 2016 Master Budget - Level 4

FOR PERIOD 12

ACCOUNTS FOR:

Park Dedication	2014 ACTUAL	2015 ORIG BUD	2015 REVISED BUD	2015 ACTUAL	2015 PROJECTION	2016 PROPOSED	PCT CHANGE
24104100 53120 St Grnt	-11,520.07	.00	.00	.00	.00	.00	.0%
24104100 56010 Ivest Int	.00	.00	.00	-1,979.67	-2,210.00	-2,210.00	.0%
24104100 57317 SpnsAdver	-11,000.00	-22,500.00	-22,500.00	-11,000.00	.00	.00	-100.0%
24104100 57320 POwn Contr	-33,563.80	.00	.00	-32,804.00	-33,190.00	-11,000.00	.0%
24104100 70050 Eng Sv	.00	100,000.00	75,000.00	.00	75,000.00	50,000.00	-33.3%
24104100 70590 Oth Repair	26,266.98	.00	25,000.00	13,539.00	25,000.00	50,000.00	100.0%
24104100 72140 CO Other	78,292.02	.00	.00	.00	.00	.00	.0%
24104100 72510 Land	14,400.00	.00	.00	.00	.00	.00	.0%
24104100 72570 Park Const	4,506.12	.00	.00	.00	.00	200,000.00	.0%
24104100 79990 Othr Exp	26,032.50	.00	.00	3,035.68	.00	25,000.00	.0%
TOTAL Park Dedication	93,413.75	77,500.00	77,500.00	-29,208.99	64,600.00	311,790.00	302.3%
TOTAL REVENUE	-56,083.87	-22,500.00	-22,500.00	-45,783.67	-35,400.00	-13,210.00	-41.3%
TOTAL EXPENSE	149,497.62	100,000.00	100,000.00	16,574.68	100,000.00	325,000.00	225.0%
GRAND TOTAL	93,413.75	77,500.00	77,500.00	-29,208.99	64,600.00	311,790.00	302.3%



This page intentionally left blank



DEBT SERVICE FUNDS



DEBT SERVICE FUNDS

30100100 General Bond & Interest
30300300 Market Square TIF Bond Redemption
30600600 2004 Coliseum Bond Redemption
30620620 2004 Multi-Project Bond Fund Redemption

Debt Service Funds

3010, 3030, 3060, 3062



What is the purpose of these Debt Service Funds?

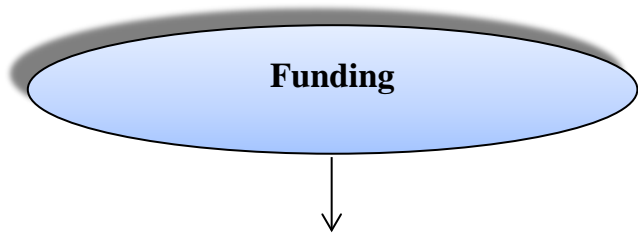
The funds noted above account for debt service payments of bond principal and interest. Via bond ordinances the City is required to levy ad valorem tax to pay for the annual debt service of bonds unless otherwise abated by the Council. If the Council abates annual bond payments or a portion thereof; then other funds must be set aside to guarantee these payments. This feature makes City bonds very attractive to investors since interest payments are guaranteed each year.

Authorization & Legal Debt Limit

-
- The Debt Service Fund is established by Ordinances to authorize the issuance of General Obligation Taxable and Tax-Exempt Bonds.
 - As a “Home Rule” unit of government established by the 1970 Illinois Constitution, the City of Bloomington has no statutory debt limit. The City has established and adopted its own policies in regards to the utilization of debt instruments. Debt is used for a variety of purposes and in a variety of ways. The principle use of debt by the City has been for making capital expenditures.
-



-
- Total bond debt service for FY 2016 is \$10,100,176. This is comprised of principal payments of \$7,665,000 and interest of \$2,435,176.
 - The City will continue to monitor the rates for all bond issuances to ascertain whether the City should refinance the variable rate bonds into fixed rate bonds or take advantage of other refunding opportunities.
-



Property Tax, Replacement Tax, and General Fund Transfers

**What we
accomplished in FY
2015**



-
- The City continues to adhere to the City's debt policy adopted by City Council in March 2012.
 - The City promptly paid the principal and interest payments in accordance with the bond covenants for each of the City's outstanding debt issuances.
 - The City maintained disclosure requirement in accordance with each bond covenant through the Digital Assurance Corporation.
 - Series 2014A and 2014B General Obligation Bonds were issued to refund the Series 2004 Coliseum Taxable General Obligation Bond which will save the city \$8,863,375 in cash flow savings.
-

Bloomington will retire 67% of its bonded debt over the next ten years.



As a "Home Rule" unit of government established by the 1970 Illinois Constitution, the City of Bloomington has no statutory debt limit. The City has established and adopted its own policies in regards to the utilization of debt instruments.

**Revenue &
Expenditures**



GO Debt	FY 2014 Actual	FY 2015 Approved Budget	FY 2015 Projected	FY 2016 Proposed Budget
Expenditures				
General Bond & Interest	\$13,886,742	\$5,941,186	\$6,041,186	\$6,280,902
Market Square TIF Bond	\$520	\$952,249	\$952,729	-
2004 Coliseum Bond Redemption	\$1,665,044	\$1,656,519	\$26,082,191	\$1,871,918
2004 Multi-Project Bond Redemption	\$494,056	\$777,000	\$777,000	\$1,154,000
Department Total	\$16,046,362	\$9,326,954	\$33,853,106	\$9,306,820
Revenues				
General Bond & Interest	\$12,503,006	\$5,404,120	\$5,442,034	\$4,807,410
Market Square TIF Bond	\$74,795	-	\$1,000	-
2004 Coliseum Bond Redemption	\$1,665,044	\$1,451,196	\$26,430,729	\$982,650
2004 Multi-Project Bond Redemption	\$619,500	\$1,231,800	\$1,233,648	\$922,103
Department Total	\$14,862,345	\$8,087,116	\$33,107,411	\$6,712,163
General Fund Subsidy	\$1,700,331	\$3,265,686	\$3,265,686	\$2,159,041

**Budgetary Fund
Balance**

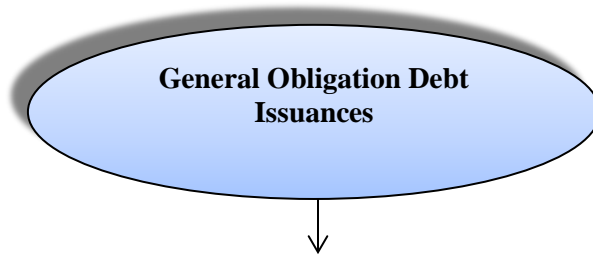


General Bond & Interest	FY 2014 (audited)	FY 2015 (projected)	FY 2016 (projected)
Budgetary Fund Balance	\$6,810,219	\$6,211,066	\$4,737,574

Market Square TIF Bond Redemption	FY 2014 (audited)	FY 2015 (projected)	FY 2016 (projected)
Budgetary Fund Balance	\$951,729	-	-

2004 Coliseum Bond Redemption	FY 2014 (audited)	FY 2015 (projected)	FY 2016 (projected)
Budgetary Fund Balance	\$1,872,767	\$2,221,305	\$1,332,038

2004 Multi-Project Bond Redemption	FY 2014 (audited)	FY 2015 (projected)	FY 2016 (projected)
Budgetary Fund Balance	\$908,945	\$1,365,593	\$1,133,696



General Obligation Demand Bonds, Series 2004 – Variable Rate

The City issued \$15,600,000 General Obligation Demand Bonds, Series 2004 in 2004 for the purpose of constructing the Pepsi Ice Center and associated Pepsi Ice Center Parking Garage, renovating the Performing Arts Center within the Cultural District, and refunding a portion of the General Obligation Bonds, Series 1994. The City pays debt service expenditures from dedicated revenues within the General Fund and abates associated property tax levies. Principal payments ranging from \$100,000 to \$1,200,000 are due each June 1st from 2005 to 2024. Interest is variable at the lesser of 9% or 125% of the rate for the 20 G.O. Bonds Index of average municipal bond yields and is paid on a monthly basis. The future interest payments on the variable rate bonds are computed using an interest rate of 3.0%. The demand bonds are secured by an Irrevocable Bond Purchase Agreement dated October 1, 2004 with an expiration date of October 13, 2015. The demand bonds are subject to purchase on the demand of the holder at a price equal to the aggregate principal amount of the bonds to be redeemed plus accrued interest thereon to the redemption date, without premium, on 60 days' written notice and delivery to the Bond Registrar, U.S. Bank, N.A. The Fiscal Year 2016 principal which will be retired is \$800,000 with interest dependent upon the weekly interest rate of the bonds (est. \$269,000).

General Obligation Bonds, Series 2005 – Fixed Rate

The City issued \$9,900,000 General Obligation Bonds, Series 2005 in 2006 for the purpose of capital improvements for the Performing Arts Center within the Cultural District. The City pays debt service expenditures from dedicated revenues within the General Fund and abates associated property tax levies. Principal payments ranges from \$360,000 to 725,000 are due each December 1 from 2007 to 2025. Interest ranges from 3.875% to 4.10% and is due semi-annually in June 1st and December 1st. The Fiscal Year 2016 principal and interest payment is \$750,841.

General Obligation Bonds, Series 2007 – Fixed Rate

The City issued \$10,000,000 General Obligation Bonds, Series 2007 in 2008 for the purpose of the construction of Fire Station #5, McGraw Park, and Sewer improvements throughout the City. The City pays debt service expenditures from dedicated revenues in the General and Sewer Funds through the property tax levy. Principal payments ranging from \$155,000 to \$670,000 are due each June 1st from 2009 to 2032. Interest ranges from 4.00% to 4.50% and is due semi-annually in June 1st and December 1st. The Fiscal Year 2016 principal and interest payment is \$695,331.

General Obligation Refunding Bonds, Series 2009 – Fixed Rate

The City issued \$2,840,000 General Obligation Refunding Bonds, Series 2009 in 2009 to refinance the final payment for the General Obligation Bond Series, 1996 and the second to last payment for the General Obligation Bond Series, 2001 to improve the cash position of the City. The City pays debt service expenditures from dedicated revenues within the General Fund. Principal payments ranging from \$840,000 to \$1,000,000 are due each June 1st from 2025 to 2027. Interest ranges from 4.125% to 4.25% and is due semi-annually in June 1st and December 1st. The Fiscal Year 2016 interest payment is \$118,400.

General Obligation Refunding Bonds, Series 2011 – Fixed Rate

The City issued \$5,075,000 General Obligation Refunding Bonds, Series 2011 in May of 2011 to refinance a portion of the 2004 Taxable General Obligation Bond. The City refinanced a limited portion of the debt from taxable to tax exempt to remain in compliance with the “*Private Business Use Test*” as established by the IRS. The City pays debt service expenditures from dedicated revenues within the General Fund. Principal payments ranging from \$645,000 to \$1,170,000 are due each June 1st from 2013 to 2018. Interest ranges from 2.00% to 3.50% and is due semi-annually in June 1st and December 1st. The Fiscal Year 2016 principal and interest payment is \$815,813.

General Obligation Taxable Bonds, Series 2012 – Fixed Rate

The City issued \$7,660,000 General Obligation Taxable Bonds, Series 2012 in April of 2012 to pay-off the Early Retirement Incentive program through the Illinois Retirement Municipal Fund. The City issued Taxable Bonds in adherence to provisions of the Internal Revenue Service. The City pays debt service expenditures from dedicated revenues within the General and Water Funds. Principal payments ranging from \$2,270,000 to \$3,000,000 are due each December 1st from 2013 to 2015. Interest ranges from 0.99% to 1.57% and is due semi-annually in June 1st and December 1st. The Fiscal Year 2016 principal and interest payment is \$2,427,523.

General Obligation Refunding Bonds, Series 2013A – Fixed Rate

The City issued \$7,800,000 General Obligation Refunding Bonds, Series 2013A in 2013 to refinance the 2003 General Obligation Bonds in the amount of \$8,000,000. The City pays debt service expenditures from dedicated revenues within the General Fund. Principal payments ranging from \$330,000 to \$1,100,000 are due each June 1st from 2014 to 2023. Interest ranges from 2.00% to 4.00% and is due semi-annually on June 1st and December 1st. The Fiscal Year 2016 principal and interest payment is \$1,183,000.

General Obligation Bonds, Series 2013C– Fixed Rate

The City issued \$9,225,000 General Obligation Bonds, Series 2013C in 2013 to finance road and sewer improvements throughout the City. The City pays debt service expenditures from dedicated revenues in the General Fund and through the property tax levy. Principal payments ranging from \$930,000 to \$1,140,000 are due each December 1st from 2015 to 2023. Interest ranges from 2.00% to 3.00% and is due semi-annually in June 1st and December 1st. The Fiscal Year 2016 principal and interest payment is \$1,168,350.

Taxable General Obligation Refunding Bonds, Series 2014A– Fixed Rate

The City issued \$14,920,000 Taxable General Obligation Refunding Bonds, Series 2014A in 2014 to refund the outstanding Taxable General Obligation Bonds, Series 2004. The City pays debt service expenditures from dedicated revenues in the Coliseum Fund and through the property tax levy. Principal payments ranging from \$415,000 to \$965,000 are due each June 1st from 2015 to 2034. Interest ranges from 3.00% to 4.15% and is due semi-annually in June 1st and December 1st. The Fiscal Year 2016 principal and interest payment is \$1,202,055.

General Obligation Refunding Bonds, Series 2014B– Fixed Rate

The City issued \$9,340,000 General Obligation Refunding Bonds, Series 2014B in 2014 to refund the outstanding Taxable General Obligation Bonds, Series 2004. The City pays debt service expenditures from dedicated revenues in the Coliseum Fund and through the property tax levy. Principal payments ranging from \$0 to \$1,050,000 are due each June 1st from 2015 to 2034. Interest ranges from 2.00% to 3.75% and is due semi-annually in June 1st and December 1st. The Fiscal Year 2016 principal and interest payment is \$669,862.

\$15,600,000
City of Bloomington, Illinois
General Obligation Series 2004

Date: October 8, 2004

Interest: Semi-annual principal payments are due each June and December, commencing June 1, 2005. Interest is variable at the lesser of 9% or 125% of the rate for the 20 G.O. Bond Index of average municipal bond yields and is paid on a monthly basis.

Rating: Standard & Poor's: AA-
 Moody's: Aa2
 Fitch: AA+

Purpose: The bonds were issued for two reasons. First, there was a bond refunding of \$3.3 million of the 1994 Tax Increment Financing Bonds. Second, the \$12.3 million financed the construction of the Pepsi Ice Center, Pepsi Ice Center Parking Garage, and to finance the renovation of the Bloomington Center for the Performing Arts.

Security: The bonds are secured by the full faith and credit of the City and are payable from ad valorem property taxes without limitation as to the rate or amount and any other legally available funds of the City.

Account: 2004 Multi-Project Bond Redemption

Debt Service: (Does not include Variable interest)

Fiscal Year	Principal	Total
2016	\$ 800,000	\$ 800,000
2017	\$ 800,000	\$ 800,000
2018	\$ 900,000	\$ 900,000
2019	\$ 900,000	\$ 900,000
2020	\$ 900,000	\$ 900,000
2021	\$ 1,000,000	\$ 1,000,000
2022	\$ 1,000,000	\$ 1,000,000
2023	\$ 1,100,000	\$ 1,100,000
2024	\$ 1,100,000	\$ 1,100,000
2025	\$ 1,200,000	\$ 1,200,000
Total	\$ 9,700,000	\$ 9,700,000

\$9,900,000
City of Bloomington, Illinois
General Obligation Series 2005

Date: November 10, 2005

Interest: Semi-annual each June and December, commencing June 1, 2006. Interest accrues at a rate ranging from 3.875% to 4.1%.

Rating: Standard & Poor's: AA-
 Moody's: Aa2
 Fitch: AA+

Purpose: The bonds were issued to finance the renovation of the Bloomington Center for the Performing Arts.

Security: The bonds are secured by the full faith and credit of the City and are payable from ad valorem property taxes without limitation as to the rate or amount and any other legally available funds of the City.

Account: General Bond & Interest

Debt Service:

Fiscal Year	Principal	Interest	Total
2016	\$ 490,000	\$ 260,841	\$ 750,841
2017	\$ 510,000	\$ 241,854	\$ 751,854
2018	\$ 530,000	\$ 222,091	\$ 752,091
2019	\$ 550,000	\$ 201,554	\$ 751,554
2020	\$ 570,000	\$ 180,241	\$ 750,241
2021	\$ 595,000	\$ 158,154	\$ 753,154
2022	\$ 620,000	\$ 135,098	\$ 755,098
2023	\$ 640,000	\$ 110,608	\$ 750,608
2024	\$ 670,000	\$ 85,008	\$ 755,008
2025	\$ 695,000	\$ 57,873	\$ 752,873
2026	\$ 725,000	\$ 29,725	\$ 754,725
Total	\$ 6,595,000	\$ 1,683,047	\$ 8,278,047

\$10,000,000
City of Bloomington, Illinois
General Obligation Series 2007

Date: August 14, 2007

Interest: Semi-annual each June and December, commencing June 1, 2008. Interest accrues at a rate ranging from 4.25% to 4.5%.

Rating: Standard & Poor's: AA-
 Moody's: Aa2
 Fitch: AA +

Purpose: The bonds were issued to finance the construction of Fire Station #5, McGraw Park, and the Sewer system primarily within the Grove on Kickapoo Creek subdivision.

Security: The bonds are secured by the full faith and credit of the City and are payable from ad valorem property taxes without limitation as to the rate or amount and any other legally available funds of the City.

Account: General Bond & Interest/Sewer Fund

Debt Service:

Fiscal Year	Principal	Interest	Total
2016	\$ 330,000	\$ 365,331	\$ 695,331
2017	\$ 345,000	\$ 350,988	\$ 695,988
2018	\$ 355,000	\$ 336,113	\$ 691,113
2019	\$ 370,000	\$ 321,169	\$ 691,169
2020	\$ 390,000	\$ 305,725	\$ 695,725
2021	\$ 405,000	\$ 289,328	\$ 694,328
2022	\$ 420,000	\$ 272,313	\$ 692,313
2023	\$ 435,000	\$ 254,678	\$ 689,678
2024	\$ 455,000	\$ 236,038	\$ 691,038
2025	\$ 475,000	\$ 216,275	\$ 691,275
2026	\$ 495,000	\$ 195,353	\$ 690,353
2027	\$ 520,000	\$ 173,150	\$ 693,150
2028	\$ 540,000	\$ 149,963	\$ 689,963
2029	\$ 560,000	\$ 125,550	\$ 685,550
2030	\$ 585,000	\$ 99,788	\$ 684,788
2031	\$ 615,000	\$ 72,788	\$ 687,788
2032	\$ 640,000	\$ 44,550	\$ 684,550
2033	\$ 670,000	\$ 15,075	\$ 685,075
Total	\$ 8,605,000	\$ 3,824,175	\$ 12,429,175

\$2,840,000
City of Bloomington, Illinois
General Obligation Series 2009

Date: November 30, 2009

Interest: Semi-annual each June and December, commencing June 1, 2010. Interest accrues at a rate ranging from 4.125% to 4.25%.

Rating: Standard & Poor's: AA-

Purpose: The bonds were issued to finance the balloon payment on the Series 2001 Refunding Bonds payable on December 1, 2010.

Security: The bonds are secured by the full faith and credit of the City and are payable from ad valorem property taxes without limitation as to the rate or amount and any other legally available funds of the City.

Account: General Bond & Interest

Debt Service:

Fiscal Year	Principal	Interest	Total
2016	\$ -	\$ 118,400	\$ 118,400
2017	\$ -	\$ 118,400	\$ 118,400
2018	\$ -	\$ 118,400	\$ 118,400
2019	\$ -	\$ 118,400	\$ 118,400
2020	\$ -	\$ 118,400	\$ 118,400
2021	\$ -	\$ 118,400	\$ 118,400
2022	\$ -	\$ 118,400	\$ 118,400
2023	\$ -	\$ 118,400	\$ 118,400
2024	\$ -	\$ 118,400	\$ 118,400
2025	\$ -	\$ 118,400	\$ 118,400
2026	\$ 840,000	\$ 101,075	\$ 941,075
2027	\$ 1,000,000	\$ 63,125	\$ 1,063,125
2028	\$ 1,000,000	\$ 21,250	\$ 1,021,250
Total	\$ 2,840,000	\$ 1,369,450	\$ 4,209,450

\$5,075,000
City of Bloomington, Illinois
General Obligation Series 2011

Date: May 31, 2011

Interest: Semi-annual each June and December, commencing December 1, 2011. Interest accrues at a rate ranging from 2.00% to 3.5%.

Rating: Moody's: Aa2
 Fitch: AA+

Purpose: The bonds were issued to tender \$5,000,000 of total \$16,355,000 bonds outstanding due in 2029 to 2034 for the 2004 Taxable General Obligation Debt Series. The bonds were financed on a tax-exempt basis.

Security: The bonds are secured by the full faith and credit of the City and are payable from ad valorem property taxes without limitation as to the rate or amount and any other legally available funds of the City.

Account: General Bond & Interest

Debt Service:

Fiscal Year	Principal	Interest	Total
2016	\$ 715,000	\$ 100,813	\$ 815,813
2017	\$ 1,170,000	\$ 74,325	\$ 1,244,325
2018	\$ 1,140,000	\$ 39,675	\$ 1,179,675
2019	\$ 645,000	\$ 11,288	\$ 656,288
Total	\$ 3,670,000	\$ 226,101	\$ 3,896,101

\$7,660,000
City of Bloomington, Illinois
General Obligation Taxable Series 2012

Date: April 18, 2012

Interest: Semi-annual each June and December, commencing December 1, 2012. Interest accrues at a rate ranging from 0.99% to 1.57%.

Rating: Standard & Poor's: AA-

Purpose: The bonds were issued to pay off the City's Illinois Municipal Retirement Fund Early Retirement Incentive Program liability of approximately \$7.6 million. The City offered the Early Retirement Incentive Program in FY 2008 and this liability was amortized over 6 years at 7.5%.

Security: The bonds are secured by the full faith and credit of the City and are payable from ad valorem property taxes without limitation as to the rate or amount and any other legally available funds of the City.

Account: General Bond & Interest/ Water Fund

Debt Service:

Fiscal Year	Principal	Interest	Total
2016	\$ 2,390,000	\$ 37,523	\$ 2,427,523
Total	\$ 2,390,000	\$ 37,523	\$ 2,427,523

\$7,800,000
City of Bloomington, Illinois
Annual Obligation Refunding Bonds Series 2013A

Date: October 29, 2013

Interest: Semi-Annual each June and December, commencing June 1, 2014. Interest accrues at rates ranging from 2.00% to 4.00%.

Rating: Moody's: Aa2
 Fitch: AA+

Purpose: The bonds were issued to refund \$8,000,000 of Series 2003 General Obligation Bonds.

Security: The bonds are secured by the full faith and credit of the City and are payable from ad valorem property taxes without limitation as to the rate or amount and any other legally available funds of the City.

Account: General Bond & Interest

Debt Service:

Fiscal Year	Principal	Interest	Total
2016	\$ 970,000	\$ 213,000	\$ 1,183,000
2017	\$ 965,000	\$ 183,975	\$ 1,148,975
2018	\$ 965,000	\$ 150,200	\$ 1,115,200
2019	\$ 970,000	\$ 111,500	\$ 1,081,500
2020	\$ 720,000	\$ 77,700	\$ 797,700
2021	\$ 725,000	\$ 52,425	\$ 777,425
2022	\$ 720,000	\$ 30,750	\$ 750,750
2023	\$ 335,000	\$ 14,925	\$ 349,925
2024	\$ 330,000	\$ 4,950	\$ 334,950
Total	\$ 6,700,000	\$ 839,425	\$ 7,539,425

\$9,225,000
City of Bloomington, Illinois
General Obligation Bonds Series 2013C

Date: November 12, 2013

Interest: Semi-Annual each June and December, commencing December 1, 2014. Interest accrues at rates ranging from 2.00% to 3.00%.

Rating: Moody's: Aa2
 Fitch: AA+

Purpose: The bonds were issued to finance road and sewer improvements.

Security: The bonds are secured by the full faith and credit of the City and are payable from ad valorem property taxes without limitation as to the rate or amount and any other legally available funds of the City.

Account: General Bond & Interest

Debt Service:

Fiscal Year	Principal	Interest	Total
2016	\$ 930,000	\$ 238,350	\$ 1,168,350
2017	\$ 950,000	\$ 219,750	\$ 1,169,750
2018	\$ 970,000	\$ 200,750	\$ 1,170,750
2019	\$ 990,000	\$ 181,350	\$ 1,171,350
2020	\$ 1,015,000	\$ 161,550	\$ 1,176,550
2021	\$ 1,045,000	\$ 131,100	\$ 1,176,100
2022	\$ 1,075,000	\$ 99,750	\$ 1,174,750
2023	\$ 1,110,000	\$ 67,500	\$ 1,177,500
2024	\$ 1,140,000	\$ 34,200	\$ 1,174,200
Total	\$ 9,225,000	\$ 1,334,300	\$ 10,559,300

\$14,920,000
City of Bloomington, Illinois
General Obligation Series 2014A

Date: September 4, 2014

Interest: Semi-Annual each June and December, commencing December 1, 2014. Interest accrues at rates ranging from 3.00% to 4.15%.

Rating: Moody's: Aa2
 Fitch: AA+

Purpose: The bond was issued to refund a portion of the City's outstanding Taxable General Obligation Bonds, Series 2004.

Security: The bonds are secured by the full faith and credit of the City and are payable from ad valorem property taxes without limitation as to the rate or amount and any other legally available funds of the City.

Account: 2004 Coliseum Bond Redemption

Debt Service:

Fiscal Year	Principal	Interest	Total
2016	\$ 685,000	\$ 517,055	\$ 1,202,055
2017	\$ 415,000	\$ 500,555	\$ 915,555
2018	\$ 480,000	\$ 487,130	\$ 967,130
2019	\$ 565,000	\$ 471,455	\$ 1,036,455
2020	\$ 645,000	\$ 453,305	\$ 1,098,305
2021	\$ 635,000	\$ 434,105	\$ 1,069,105
2022	\$ 735,000	\$ 413,555	\$ 1,148,555
2023	\$ 845,000	\$ 389,855	\$ 1,234,855
2024	\$ 935,000	\$ 363,155	\$ 1,298,155
2025	\$ 900,000	\$ 334,955	\$ 1,234,955
2026	\$ 675,000	\$ 308,124	\$ 983,124
2027	\$ 695,000	\$ 282,436	\$ 977,436
2028	\$ 725,000	\$ 255,811	\$ 980,811
2029	\$ 755,000	\$ 228,062	\$ 983,062
2030	\$ 785,000	\$ 199,186	\$ 984,186
2031	\$ 815,000	\$ 167,556	\$ 982,556
2032	\$ 850,000	\$ 133,007	\$ 983,007
2033	\$ 890,000	\$ 96,903	\$ 986,903
2034	\$ 925,000	\$ 59,241	\$ 984,241
2035	\$ 965,000	\$ 20,024	\$ 985,024
Total	\$ 14,920,000	\$ 6,115,475	\$ 21,035,475

\$9,700,000
City of Bloomington, Illinois
General Obligation Series 2014B

Date: September 4, 2014

Interest: Semi-Annual each June and December, commencing December 1, 2014. Interest accrues at rates ranging from 2.00% to 3.75%.

Rating: Moody's: Aa2
 Fitch: AA+

Purpose: The bond was issued to refund a portion of the City's outstanding Taxable General Obligation Bonds, Series 2004.

Security: The bonds are secured by the full faith and credit of the City and are payable from ad valorem property taxes without limitation as to the rate or amount and any other legally available funds of the City.

Account: 2004 Coliseum Bond Redemption

Debt Service:

Fiscal Year	Principal	Interest	Total
2016	\$ 355,000	\$ 314,862	\$ 669,862
2017	\$ 100,000	\$ 309,813	\$ 409,813
2018	\$ -	\$ 308,312	\$ 308,312
2019	\$ 100,000	\$ 306,813	\$ 406,813
2020	\$ -	\$ 305,312	\$ 305,312
2021	\$ 160,000	\$ 302,913	\$ 462,913
2022	\$ 160,000	\$ 298,112	\$ 458,112
2023	\$ 160,000	\$ 293,313	\$ 453,313
2024	\$ 150,000	\$ 288,662	\$ 438,662
2025	\$ 320,000	\$ 281,613	\$ 601,613
2026	\$ 700,000	\$ 266,312	\$ 966,312
2027	\$ 820,000	\$ 243,513	\$ 1,063,513
2028	\$ 930,000	\$ 217,262	\$ 1,147,262
2029	\$ 1,050,000	\$ 187,563	\$ 1,237,563
2030	\$ 535,000	\$ 163,119	\$ 698,119
2031	\$ 630,000	\$ 143,400	\$ 773,400
2032	\$ 720,000	\$ 118,875	\$ 838,875
2033	\$ 830,000	\$ 89,812	\$ 919,812
2034	\$ 930,000	\$ 56,812	\$ 986,812
2035	\$ 1,050,000	\$ 19,688	\$ 1,069,688
Total	\$ 9,700,000	\$ 4,516,081	\$ 14,216,081

**Bond Debt per capita
(How we compare to others)**



	FY 2010	FY 2011	FY 2012	FY 2013	FY 2014
Springfield					
Population	117,096	117,096	116,250	116,250	117,006
Total Bond Debt	\$38,517,557	\$32,163,900	\$25,570,978	\$21,679,501	\$40,315,000
<i>Debt per Capita</i>	\$329	\$275	\$220	\$186	\$345
Bloomington					
Population	76,610	76,610	76,610	77,071	78,902
Total Bond Debt	\$77,115,000	\$73,055,000	\$79,060,605	\$75,663,324	\$80,070,175
<i>Debt per Capita</i>	\$1,007	\$954	\$1,032	\$982	\$1,015
Champaign					
Population	81,055	81,055	81,055	82,517	83,424
Total Bond Debt	\$80,370,000	\$77,435,000	\$74,840,000	\$71,780,000	\$67,200,000
<i>Debt per Capita</i>	\$992	\$955	\$923	\$870	\$806
Decatur					
Population	81,860	76,122	76,122	76,122	74,710
Total Bond Debt	\$47,194,649	\$85,102,316	\$81,822,528	\$79,221,881	N/A*
<i>Debt per Capita</i>	\$577	\$1,118	\$1,075	\$1,041	N/A*
Normal					
Population	52,237	52,497	52,757	52,972	54,664
Total Bond Debt	\$85,075,000	\$86,400,000	\$85,150,000	\$84,220,000	\$82,605,000
<i>Debt per Capita</i>	\$1,629	\$1,646	\$1,614	\$1,590	\$1,511
Peoria					
Population	121,170	115,007	115,007	115,007	116,513
Total Bond Debt	\$174,115,000	\$207,450,000	\$203,270,000	\$239,220,000	N/A*
<i>Debt per Capita</i>	\$1,437	\$1,804	\$1,767	\$2,080	N/A*

*Audited data is not available for Decatur or Peoria for Fiscal Year 2014 at this time.

Population figures taken from United States Census Bureau Quickfacts <http://quickfacts.census.gov>

City of Bloomington, Illinois
General Obligation Bond Totals by Fiscal Year
All Bonds

Fiscal Year Payment Date	2004 Taxable GO Bonds	2004 GO Bonds Variable	2005 GO Bonds	2007 GO Bonds	2009 Refunding Bonds	2011 Refunding Bonds	2012 Refunding Bonds	2013A Refunding Bonds	2013B Refunding Bonds	2013C GO Bonds	2014A Refunding Bonds	2014B Refunding Bonds	GO Bonds
FY 2015	\$ 907,890.63	\$ 692,000.00	\$ 749,053.76	\$ 694,037.51	\$ 118,400.00	\$ 831,900.00	\$ 2,333,855.01	\$ 1,360,732.22	\$ 560,842.92	\$ 250,929.58	\$ 127,438.08	\$ 76,949.69	\$ 8,704,029.40
FY 2016	\$ -	\$ 1,069,000.00	\$ 750,841.26	\$ 695,331.26	\$ 118,400.00	\$ 815,812.50	\$ 2,427,523.00	\$ 1,183,000.00	\$ -	\$ 1,168,350.00	\$ 1,202,055.00	\$ 669,862.50	\$ 10,100,175.52
FY 2017	\$ -	\$ 1,045,000.00	\$ 751,853.76	\$ 695,987.51	\$ 118,400.00	\$ 1,244,325.00	\$ -	\$ 1,148,975.00	\$ -	\$ 1,169,750.00	\$ 915,555.00	\$ 409,812.50	\$ 7,499,658.77
FY 2018	\$ -	\$ 1,118,250.00	\$ 752,091.26	\$ 691,112.51	\$ 118,400.00	\$ 1,179,675.00	\$ -	\$ 1,115,200.00	\$ -	\$ 1,170,750.00	\$ 967,130.00	\$ 308,312.50	\$ 7,420,921.27
FY 2019	\$ -	\$ 1,091,250.00	\$ 751,553.76	\$ 691,168.76	\$ 118,400.00	\$ 656,287.50	\$ -	\$ 1,081,500.00	\$ -	\$ 1,171,350.00	\$ 1,036,455.00	\$ 406,812.50	\$ 7,004,777.52
FY 2020	\$ -	\$ 1,064,250.00	\$ 750,241.26	\$ 695,725.01	\$ 118,400.00	\$ -	\$ -	\$ 797,700.00	\$ -	\$ 1,176,550.00	\$ 1,098,305.00	\$ 305,312.50	\$ 6,006,483.77
FY 2021	\$ -	\$ 1,134,500.00	\$ 753,153.76	\$ 694,328.14	\$ 118,400.00	\$ -	\$ -	\$ 777,425.00	\$ -	\$ 1,176,100.00	\$ 1,069,105.00	\$ 462,912.50	\$ 6,185,924.40
FY 2022	\$ -	\$ 1,104,500.00	\$ 755,097.50	\$ 692,312.51	\$ 118,400.00	\$ -	\$ -	\$ 750,750.00	\$ -	\$ 1,174,750.00	\$ 1,148,555.00	\$ 458,112.50	\$ 6,202,477.51
FY 2023	\$ -	\$ 1,171,750.00	\$ 750,607.50	\$ 689,678.13	\$ 118,400.00	\$ -	\$ -	\$ 349,925.00	\$ -	\$ 1,177,500.00	\$ 1,234,855.00	\$ 453,312.50	\$ 5,946,028.13
FY 2024	\$ -	\$ 1,138,750.00	\$ 755,007.50	\$ 691,037.51	\$ 118,400.00	\$ -	\$ -	\$ 334,950.00	\$ -	\$ 1,174,200.00	\$ 1,298,155.00	\$ 438,662.50	\$ 5,949,162.51
FY 2025	\$ -	\$ 1,203,000.00	\$ 752,872.50	\$ 691,275.01	\$ 118,400.00	\$ -	\$ -	\$ -	\$ -	\$ -	\$ 1,234,955.00	\$ 601,612.50	\$ 4,602,115.01
FY 2026	\$ -	\$ -	\$ 754,725.00	\$ 690,353.14	\$ 941,075.00	\$ -	\$ -	\$ -	\$ -	\$ -	\$ 983,123.75	\$ 966,312.50	\$ 4,335,589.39
FY 2027	\$ -	\$ -	\$ -	\$ 693,150.01	\$ 1,063,125.00	\$ -	\$ -	\$ -	\$ -	\$ -	\$ 977,436.25	\$ 1,063,512.50	\$ 3,797,223.76
FY 2028	\$ -	\$ -	\$ -	\$ 689,962.50	\$ 1,021,250.00	\$ -	\$ -	\$ -	\$ -	\$ -	\$ 980,811.25	\$ 1,147,262.50	\$ 3,839,286.25
FY 2029	\$ -	\$ -	\$ -	\$ 685,550.00	\$ -	\$ -	\$ -	\$ -	\$ -	\$ -	\$ 983,061.25	\$ 1,237,562.50	\$ 2,906,173.75
FY 2030	\$ -	\$ -	\$ -	\$ 684,787.50	\$ -	\$ -	\$ -	\$ -	\$ -	\$ -	\$ 984,186.25	\$ 698,118.75	\$ 2,367,092.50
FY 2031	\$ -	\$ -	\$ -	\$ 687,787.50	\$ -	\$ -	\$ -	\$ -	\$ -	\$ -	\$ 982,556.25	\$ 773,400.00	\$ 2,443,743.75
FY 2032	\$ -	\$ -	\$ -	\$ 684,550.00	\$ -	\$ -	\$ -	\$ -	\$ -	\$ -	\$ 983,007.50	\$ 838,875.00	\$ 2,506,432.50
FY 2033	\$ -	\$ -	\$ -	\$ 685,075.00	\$ -	\$ -	\$ -	\$ -	\$ -	\$ -	\$ 986,902.50	\$ 919,812.50	\$ 2,591,790.00
FY 2034	\$ -	\$ -	\$ -	\$ -	\$ -	\$ -	\$ -	\$ -	\$ -	\$ -	\$ 984,241.25	\$ 986,812.50	\$ 1,971,053.75
FY 2035	\$ -	\$ -	\$ -	\$ -	\$ -	\$ -	\$ -	\$ -	\$ -	\$ -	\$ 985,023.75	\$ 1,069,687.50	\$ 2,054,711.25
Total:	\$ 907,890.63	\$ 11,832,250.00	\$ 9,027,098.82	\$ 13,123,209.51	\$ 4,327,850.00	\$ 4,728,000.00	\$ 4,761,378.01	\$ 8,900,157.22	\$ 560,842.92	\$ 10,810,229.58	\$ 21,162,913.08	\$ 14,293,030.94	\$ 104,434,850.71

Note: Annual Debt Service is funded one year in advance. Therefore, debt service payments seen above are budgeted in the previous fiscal year. For example, the FY 2016 payments above are budgeted in FY 2015



CITY OF BLOOMINGTON, IL
 NEXT YEAR / CURRENT YEAR BUDGET ANALYSIS

PROJECTION: 20164 FY 2016 Master Budget - Level 4

FOR PERIOD 12

ACCOUNTS FOR:

General Bond & Interest			2014 ACTUAL	2015 ORIG BUD	2015 REVISED BUD	2015 ACTUAL	2015 PROJECTION	2016 PROPOSED	PCT CHANGE
30100100	50190	PTx Other	-2,178,348.84	-2,180,143.00	-2,180,143.00	-2,199,542.86	-2,199,542.86	-2,180,143.00	.0%
30100100	53020	Repls Tx	-5,000.00	-5,000.00	-5,000.00	-5,000.00	-5,000.00	-5,000.00	.0%
30100100	56010	Ivest Int	.00	.00	.00	-13,400.13	-18,500.00	-15,000.00	.0%
30100100	56020	Int Fm Tx	-25.42	.00	.00	-13.89	-13.89	.00	.0%
30100100	57510	Bd Proceed	-7,800,000.00	.00	.00	.00	.00	.00	.0%
30100100	57511	Bond Prem	-461,126.10	.00	.00	.00	.00	.00	.0%
30100100	70690	Purch Serv	3,750.00	12,000.00	12,000.00	3,750.00	12,000.00	12,000.00	.0%
30100100	73195	Pr-03 Cap	1,000,000.00	1,000,000.00	1,000,000.00	.00	.00	.00	-100.0%
30100100	73211	Pr 05 BCPA	455,000.00	470,000.00	470,000.00	470,000.00	470,000.00	490,000.00	4.3%
30100100	73213	Pr 07 Bond	120,000.00	125,000.00	125,000.00	125,000.00	125,000.00	130,000.00	4.0%
30100100	73216	GBI Princ	2,421,000.00	1,831,890.00	1,831,890.00	1,831,890.00	1,831,890.00	1,928,730.00	5.3%
30100100	73220	GBI Pr Ref	690,000.00	715,000.00	715,000.00	715,000.00	715,000.00	715,000.00	.0%
30100100	73225	Prin 13 Re	.00	.00	.00	1,100,000.00	1,100,000.00	970,000.00	.0%
30100100	73230	Prin 2013	.00	.00	.00	.00	.00	930,000.00	.0%
30100100	73231	Prin 13 Ta	.00	555,000.00	555,000.00	555,000.00	555,000.00	.00	-100.0%
30100100	74193	Int-2011Re	130,950.00	116,900.00	116,900.00	116,900.00	116,900.00	100,812.51	-13.8%
30100100	74195	In 03 Bond	160,593.75	260,732.22	260,732.22	113,775.00	.00	.00	-100.0%
30100100	74211	In 05 BCPA	296,685.02	279,053.76	279,053.76	279,053.76	279,053.76	260,841.26	-6.5%
30100100	74213	In 07 Bond	154,112.50	148,906.25	148,906.25	148,906.25	148,906.25	143,487.50	-3.6%
30100100	74214	In 09 Refi	118,400.00	118,400.00	118,400.00	118,400.00	118,400.00	118,400.00	.0%
30100100	74216	GBI Int 20	75,498.88	51,530.99	51,530.99	51,530.98	51,530.99	30,281.06	-41.2%
30100100	74225	Int 2013 R	.00	.00	.00	146,957.22	260,732.22	213,000.00	.0%
30100100	74230	Int 13 Bon	.00	250,929.58	250,929.58	250,929.58	250,929.58	238,350.00	-5.0%
30100100	74231	Int 13 Tax	.00	5,842.92	5,842.92	5,842.92	5,842.92	.00	-100.0%
30100100	79173	Pmt to Ref	8,136,283.85	.00	.00	.00	.00	.00	.0%
30100100	79180	Bnd Iss Cs	124,468.00	.00	.00	.00	.00	.00	.0%
30100100	85100	Fm General	-1,306,821.00	-2,469,923.00	-2,469,923.00	-1,852,442.28	-2,469,923.00	-1,856,425.35	-24.8%
30100100	85211	Fm BPCA	-751,685.00	-749,053.76	-749,053.76	-561,790.35	-749,053.76	-750,841.26	.2%
TOTAL General Bond & Interes			1,383,735.64	537,065.96	537,065.96	1,400,746.20	599,152.21	1,473,492.72	174.4%
TOTAL REVENUE			-12,503,006.36	-5,404,119.76	-5,404,119.76	-4,632,189.51	-5,442,033.51	-4,807,409.61	-11.0%
TOTAL EXPENSE			13,886,742.00	5,941,185.72	5,941,185.72	6,032,935.71	6,041,185.72	6,280,902.33	5.7%
GRAND TOTAL			1,383,735.64	537,065.96	537,065.96	1,400,746.20	599,152.21	1,473,492.72	174.4%



64



CITY OF BLOOMINGTON, IL
 NEXT YEAR / CURRENT YEAR BUDGET ANALYSIS

PROJECTION: 20164 FY 2016 Master Budget - Level 4

FOR PERIOD 12

ACCOUNTS FOR:

Market Square TIF Bond Redempt	2014 ACTUAL	2015 ORIG BUD	2015 REVISED BUD	2015 ACTUAL	2015 PROJECTION	2016 PROPOSED	PCT CHANGE
30300300 50012 IL STx TIF	-74,794.84	.00	.00	.00	.00	.00	.0%
30300300 56010 Invest Int	.00	.00	.00	-1,960.09	-1,000.21	.00	.0%
30300300 70690 Purch Serv	520.00	952,249.00	952,249.00	520.00	662,729.21	.00	-100.0%
30300300 89100 To General	.00	.00	.00	.00	290,000.00	.00	.0%
TOTAL Market Square TIF Bond	-74,274.84	952,249.00	952,249.00	-1,440.09	951,729.00	.00	-100.0%
TOTAL REVENUE	-74,794.84	.00	.00	-1,960.09	-1,000.21	.00	.0%
TOTAL EXPENSE	520.00	952,249.00	952,249.00	520.00	952,729.21	.00	-100.0%
GRAND TOTAL	-74,274.84	952,249.00	952,249.00	-1,440.09	951,729.00	.00	-100.0%





CITY OF BLOOMINGTON, IL
 NEXT YEAR / CURRENT YEAR BUDGET ANALYSIS

PROJECTION: 20164 FY 2016 Master Budget - Level 4

FOR PERIOD 12

ACCOUNTS FOR:

2004 Coliseum Bond Redemption	2014 ACTUAL	2015 ORIG BUD	2015 REVISED BUD	2015 ACTUAL	2015 PROJECTION	2016 PROPOSED	PCT CHANGE
30600600 56010 Invest Int	.00	.00	.00	-3,144.88	-3,335.00	-3,335.00	.0%
30600600 57510 Bd Proceed	.00	.00	.00	-24,620,000.00	-24,620,000.00	.00	.0%
30600600 57511 Bond Prem	.00	.00	.00	-356,198.20	-356,198.20	.00	.0%
30600600 73197 PR-04 COL	155,000.00	155,000.00	155,000.00	155,000.00	155,000.00	.00	-100.0%
30600600 73232 Prin 2014A	.00	.00	.00	.00	.00	685,000.00	.0%
30600600 73233 Prin 2014B	.00	.00	.00	.00	.00	355,000.00	.0%
30600600 74197 In 04 Txbl	1,510,043.76	1,501,518.76	1,501,518.76	752,890.63	752,890.63	.00	-100.0%
30600600 74232 Int 2014A	.00	.00	.00	127,438.09	127,438.08	517,055.00	.0%
30600600 74233 Int 2014B	.00	.00	.00	76,949.70	76,949.69	314,862.50	.0%
30600600 79173 Pmt to Ref	.00	.00	.00	24,529,362.55	24,529,362.55	.00	.0%
30600600 79180 Bnd Iss Cs	.00	.00	.00	440,550.49	440,550.49	.00	.0%
30600600 85240 Fr Coliseu	-1,665,044.00	-1,451,196.00	-1,451,196.00	-1,088,397.00	-1,451,196.00	-979,315.36	-32.5%
TOTAL 2004 Coliseum Bond Red	-.24	205,322.76	205,322.76	14,451.38	-348,537.76	889,267.14	333.1%
TOTAL REVENUE	-1,665,044.00	-1,451,196.00	-1,451,196.00	-26,067,740.08	-26,430,729.20	-982,650.36	-32.3%
TOTAL EXPENSE	1,665,043.76	1,656,518.76	1,656,518.76	26,082,191.46	26,082,191.44	1,871,917.50	13.0%
GRAND TOTAL	-.24	205,322.76	205,322.76	14,451.38	-348,537.76	889,267.14	333.1%





CITY OF BLOOMINGTON, IL
 NEXT YEAR / CURRENT YEAR BUDGET ANALYSIS

PROJECTION: 20164 FY 2016 Master Budget - Level 4

FOR PERIOD 12

ACCOUNTS FOR:

2004 Multi-Proj Bond Redemptio	2014 ACTUAL	2015 ORIG BUD	2015 REVISED BUD	2015 ACTUAL	2015 PROJECTION	2016 PROPOSED	PCT CHANGE
30620620 53020 Repls Tx	-50,000.00	-50,000.00	-50,000.00	-50,000.00	-50,000.00	-50,000.00	.0%
30620620 56010 Int on Inv	.00	.00	.00	-1,923.27	-1,848.00	-1,848.00	.0%
30620620 70690 Purch Serv	82,268.34	85,000.00	85,000.00	54,095.96	85,000.00	85,000.00	.0%
30620620 73198 Pr 04 IceB	187,600.00	187,600.00	187,600.00	187,600.00	187,600.00	375,200.00	100.0%
30620620 73199 Pr 04 IceG	108,400.00	108,400.00	108,400.00	108,400.00	108,400.00	216,800.00	100.0%
30620620 73210 Pr 04 BCPA	104,000.00	104,000.00	104,000.00	104,000.00	104,000.00	208,000.00	100.0%
30620620 74198 In 04 IceB	5,528.20	136,948.00	136,948.00	2,916.52	136,948.00	126,161.00	-7.9%
30620620 74199 In 04 IceG	3,194.33	79,132.00	79,132.00	1,685.22	79,132.00	72,899.00	-7.9%
30620620 74210 In 04 BCPA	3,064.67	75,920.00	75,920.00	1,616.83	75,920.00	69,940.00	-7.9%
30620620 85100 Fm General	-393,510.00	-795,763.00	-795,763.00	-596,822.22	-795,763.00	-302,616.00	-62.0%
30620620 85211 Fm BPCA	-134,000.00	-189,020.00	-189,020.00	-141,765.03	-189,020.00	-277,940.00	47.0%
30620620 85558 Fm CsmPkg	-41,990.00	-197,017.00	-197,017.00	-147,762.72	-197,017.00	-289,699.00	47.0%
TOTAL 2004 Multi-Proj Bond R	-125,444.46	-454,800.00	-454,800.00	-477,958.71	-456,648.00	231,897.00	-151.0%
TOTAL REVENUE	-619,500.00	-1,231,800.00	-1,231,800.00	-938,273.24	-1,233,648.00	-922,103.00	-25.1%
TOTAL EXPENSE	494,055.54	777,000.00	777,000.00	460,314.53	777,000.00	1,154,000.00	48.5%
GRAND TOTAL	-125,444.46	-454,800.00	-454,800.00	-477,958.71	-456,648.00	231,897.00	-151.0%



This page intentionally left blank



CAPITAL PROJECT FUNDS



CAPITAL PROJECT FUNDS

40100100 Capital Improvement Fund

Capital Lease Fund

40110110 FY 2012 Capital Lease

40110120 FY 2013 Capital Lease

40110130 FY 2014 Capital Lease

40110131 FY 2015 Capital Lease

40110133 FY 2016 Capital Lease

40300300 Downtown Bloomington TIF Fund

Capital Improvement Fund

40100100



Purpose
(Why does this fund exist?)

As required by accounting standards, capital expenditures for governmental activities that are not considered business activities must be accounted for in a separate fund. Governments often find it useful to report major capital acquisition and construction separately from their ongoing operational activities. Separate reporting enhances an understanding of the government's capital activities, and it helps avoid the distortions in financial resources trend information that can arise when capital and operating activities are mixed.

Authorization

Generally Accepted Accounting Principles (GAAP) provide for the use of capital project funds "to account for the financial resources to be used for the acquisition and construction of major capital facilities (other than those financed through proprietary (enterprise) and trust funds)."

**Capital Improvement Fund
vs.
Capital Improvement Program**

Capital Improvement Fund

In general, the Capital Improvement Fund represents capital expenditures related to the General Fund and is incorporated into the Capital Improvement Program.

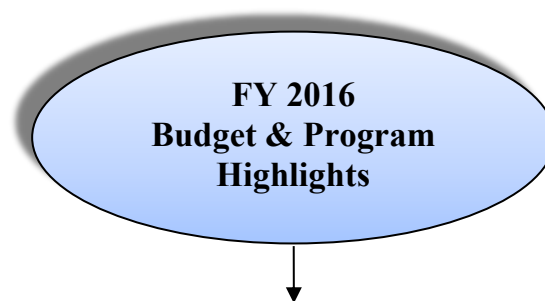
Capital Improvement Program

The Capital Improvement Program incorporates the City's full Capital Plan regardless of funding source.



Capital expenditures are building improvements, land improvements and infrastructure.

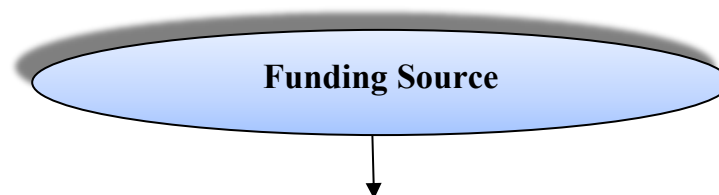
The purchase of vehicles and equipment is accounted for in either the Capital Lease Fund or within the departmental budgets depending on the funding source.



The FY 2016 Capital Improvement Budget will fund \$2.0 million in FY 2016 resurfacing projects, \$200,000 in ADA Sidewalk Ramp Replacements, and \$200,000 in Sidewalk Repairs. The \$2.4 million in funding for these projects is budgeted from the Local Motor Fuel Tax that was approved by the City Council in FY 2015. This work should begin in late June or early July 2014.

The Parks Department project that is budgeted using Capital Improvement Funds in the FY 2016 Proposed Budget is the Debrazza's Plaza at Miller Park Zoo. The funding for this project is being fully funded from a grant. The City will be reimbursed at the 50% and 100% completion points of the project. This project is included in the Zoo Master Plan.

The City will be working through this year to review master plans that have been completed and those that will be done during the year to most effectively prioritize the City's capital needs. This will include working closely with the Departments and aligning with the City's Strategic Goals.



Transfer from the General Fund, Grants, Private Foundations and Bond proceeds.

**What we
accomplished
in FY 2015**

- Finished the street resurfacing & sewer repairs as part of the \$10 million in bonds issued.
- The City invested \$155,250 to Prepare Repair Documents and Construction Observation Structure Services for the Pepsi Ice Center Parking.
- The City Council approved \$250,000 for the acquisition of Sugar Creek Packing Plant located at 412 East Street.
- The City invested \$99,948 for Professional Engineering Services Agreement with Hanson Professional Services Inc. for Development of a Streets Master Plan.
- The City Council approved a contract for \$74,950 for the Design/Construction Oversight of Flamingo Exhibit and Design of South American Exhibit at the Miller Park Zoo.
- The City Council approved \$1,000,000 for the FY 2015 Small Area Street Resurfacing Contract funded through the Local Motor Fuel Tax.

**Revenue &
Expenditures**

Capital Improvement Fund	FY 2014 Actual	FY 2015 Approved Budget	FY 2015 Projected	FY 2016 Proposed Budget
Expenditures				
Contractual	\$154,734	\$195,000	\$195,000	-
Capital Expenditures	\$16,861,326	\$2,070,750	\$3,786,931	\$2,988,700
Interest Expense	\$10,400	-	\$10,400	-
Other Expenditures	\$197,873	-	\$7,166	-
Department Total	\$17,224,333	\$2,265,750	\$3,999,497	\$2,988,700
Revenues	\$15,623,612	\$2,142,750	\$3,694,221	\$3,009,008

**Budgetary Fund
Balance**



Capital Improvement Fund	FY 2014 (audited)	FY 2015 (projected)	FY 2016 (projected)
Budgetary Fund Balance	\$465,440	\$160,164	\$180,472



CITY OF BLOOMINGTON, IL
 NEXT YEAR / CURRENT YEAR BUDGET ANALYSIS

PROJECTION: 20164 FY 2016 Master Budget - Level 4

FOR PERIOD 12

ACCOUNTS FOR:

Capital Improvements			2014 ACTUAL	2015 ORIG BUD	2015 REVISED BUD	2015 ACTUAL	2015 PROJECTION	2016 PROPOSED	PCT CHANGE
40100100	53120	St Grnt	-400,000.00	-160,000.00	-160,000.00	.00	.00	-588,700.00	267.9%
40100100	56010	Ivest Int	.00	.00	.00	-14,043.89	-20,308.00	-20,308.00	.0%
40100100	57320	POwn Contr	-51,169.69	-50,000.00	-50,000.00	-20,634.27	-20,000.00	.00	-100.0%
40100100	57390	Othr Cont	-25,000.00	-100,000.00	-100,000.00	-35,000.00	-100,000.00	.00	-100.0%
40100100	57421	45002 Loss Recov	.00	.00	.00	-766,666.66	-738,333.33	.00	.0%
40100100	57510	Bd Proceed	-9,780,000.00	.00	.00	.00	.00	.00	.0%
40100100	57511	Bond Prem	-395,131.50	.00	.00	.00	.00	.00	.0%
40100100	70050	Eng Sv	141,738.80	135,000.00	290,250.00	255,198.00	135,000.00	.00	-100.0%
40100100	70050	40101 Eng Sv	12,995.00	.00	.00	.00	.00	.00	.0%
40100100	70220	Oth PT Sv	.00	60,000.00	60,000.00	.00	60,000.00	.00	-100.0%
40100100	72140	CO Other	31,405.20	.00	.00	.00	.00	.00	.0%
40100100	72510	Land	.00	.00	275,664.43	25,664.43	275,664.43	.00	-100.0%
40100100	72520	Buildings	642,411.02	416,250.00	416,250.00	57,691.50	410,000.00	588,700.00	41.4%
40100100	72520	45002 Buildings	.00	.00	.00	616,937.50	634,978.00	.00	.0%
40100100	72530	St Const	4,420,324.17	1,014,000.00	1,014,000.00	-89,599.55	1,014,000.00	2,000,000.00	97.2%
40100100	72530	40500 St Const	8,851,203.40	.00	.00	.00	.00	.00	.0%
40100100	72530	40600 St Const	.00	.00	.00	1,000,000.00	1,000,000.00	.00	.0%
40100100	72560	Sdwk Const	844,604.11	100,000.00	200,000.00	221,921.60	100,000.00	400,000.00	100.0%
40100100	72560	40500 Sdwk Const	1,000,000.00	.00	.00	-21,921.60	.00	.00	.0%
40100100	72570	Park Const	1,017,586.11	250,000.00	250,000.00	65,367.64	250,000.00	.00	-100.0%
40100100	72580	Bike Trail	9,424.38	290,500.00	290,500.00	.00	90,500.00	.00	-100.0%
40100100	72620	45001 OCap Imprv	44,367.89	.00	.00	11,788.95	11,788.95	.00	.0%
40100100	74990	Othr Intst	10,400.00	.00	.00	10,400.00	10,400.00	.00	.0%
40100100	79180	Bnd Iss Cs	173,221.73	.00	.00	.00	.00	.00	.0%
40100100	79990	Othr Exp	24,650.92	.00	7,165.72	7,165.72	7,165.72	.00	-100.0%
40100100	85100	Fm General	-4,972,311.00	-1,832,750.00	-2,215,580.15	-1,757,392.59	-2,815,580.15	-2,400,000.00	8.3%
TOTAL Capital Improvements			1,600,720.54	123,000.00	278,250.00	-433,123.22	305,275.62	-20,308.00	-107.3%
TOTAL REVENUE			-15,623,612.19	-2,142,750.00	-2,525,580.15	-2,593,737.41	-3,694,221.48	-3,009,008.00	19.1%
TOTAL EXPENSE			17,224,332.73	2,265,750.00	2,803,830.15	2,160,614.19	3,999,497.10	2,988,700.00	6.6%
GRAND TOTAL			1,600,720.54	123,000.00	278,250.00	-433,123.22	305,275.62	-20,308.00	-107.3%



74

Capital Lease Fund

40110110	40110120
40110130	40110131
40110133	40110135
40110137	40110139

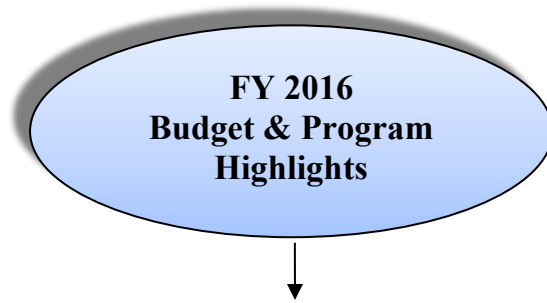


Purpose
(Why does this fund exist?)

In FY 2011, the City initiated a Capital Lease program to replace needed equipment. The City utilizes capital leases for most of its equipment, rolling stock needs and some capital projects.

What is a Capital Lease?

-
- A capital lease is a fixed-term (and usually non-cancelable) lease, similar to a loan agreement, used to purchase a capital asset in installments. The lessor's services are limited to financing the asset, and the lessee "City" pays all costs, which include insurance, maintenance, and taxes. Capital leases are regarded as equivalent to a sale by the lessor, and a purchase by the lessee (even though the lessor holds the title in the lessee's name until the end of the lease period). Therefore, leased assets must be capitalized and shown in the lessee's balance sheet as a fixed asset with a corresponding non-current liability (lease payable).
 - To be considered a capital lease, a lease must meet one or more of these four criteria:
 - (1) The title of the asset passes automatically from the lessor to the lessee at the end of the lease term. (This criteria is met by the City.)
 - (2) The lease contains a bargain purchase option under which the lessee may acquire the leased-asset at less than its fair market value at the end of the lease term,
 - (3) The lease term is for a period longer than 75 percent of the estimated economic life of the asset, or
 - (4) The present value of the lease payments is greater than 90 percent of the fair market value of the asset at the beginning of the lease term.
 - A capital lease is a "full payment lease" because the lease payments pay back (amortize) the full cost (including finance costs, overhead and profit margin) of the leased asset to the lessor, with little or no dependence on the residual (or salvage) value of the asset.



**FY 2016
Budget & Program
Highlights**

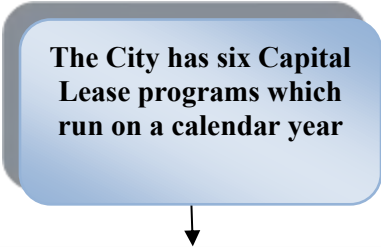
The FY 2016 Capital Lease is proposed to not only fund the replacement of needed machinery, equipment and vehicles but will also include the funding of Capital Projects.

A list of the FY 2016 Proposed Capital Projects to be paid using the capital lease option include:

- Fire Station Vehicle Exhaust Drop(all stations will have been completed after FY 2016) for \$120,000
- Fort Jesse @ Towanda Barnes Signal Upgrades (City portion) - approved at council on 10/27/14 for \$15,000
- Citywide Street Master Plan for \$250,000
- New Trail - The Grove to Benjamin School, Safe Routes to School Grant for \$200,000 with the grant covering 80% (\$160,000) and the City paying \$40,000 (pushed from FY15)
- Route 66 Trail Normal To Towanda - Construction 2nd Half for \$75,000
- Route 66 Trail Towanda north 2.4 miles - Construction 1st half for \$30,000
- Route 66 Trail Shirley south 1.1 miles - Const. 1st half for \$20,000
- Route 66 Trail Towanda to Lexington - Design 1st half for \$12,000
- Lincoln Leisure Center-Restoration of Exterior Elements -Faithful & Gould Study (Life & Safety) for \$34,132
- Design to demolish City Hall Annex for \$35,000
- City Hall Exit Signage (Faithful & Gould) for \$6,250
- HAVCO Building Demolition for \$100,000
- Resurface Butler Parking Lot for \$60,000
- BCPA Creativity Center-Replace Fire Alarm System for \$40,000
- Public Works Building-Allowance for Repair Steel Lintels for \$10,000
- Police Firing Range-Allowance for Environmental Services for \$40,000
- Repairs to Lincoln Parking Deck for \$251,700
- Replace Video System at the Coliseum for \$1.6 million
- Upgrade Point of Sale system at the Coliseum for \$200,000
- Repairs to HVAC, Chiller, Plumbing & Electrical Work at the Coliseum for \$200,000
- LED lighting in main seating area at the Coliseum for \$250,000
- Building Automated System at the Coliseum for \$50,000
- Coliseum-Test, Balance, & Commission Smoke Control System-Faithful & Gould Study (Life & Safety) for \$35,000
- Coliseum-Allowance for Modifications to Smoke Control System-Faithful & Gould Study (Life & Safety) for \$175,000

Capital Project Sheets are available in the Capital Improvement Program Section of the FY 2016 Proposed Budget Book titled “Other Funds & Capital Improvement Program”.

The City has six Capital Lease programs which run on a calendar year



-
- **Capital Lease 2011 (FY 2012)**
 - Total Amount - \$4,300,000
 - Time Period - 5 years
 - Equipment included: 1-Fire Truck, 2-Ambulances, 7-Police Vehicles, 4-Automated Recycling Trucks, 2-Passenger Vans, Fleet Golf Carts for Prairie Vista Golf Course, Golf Course Maintenance Equipment for all courses, 1-Street Paint Machine, 3 Utility Vehicles, 1-Book Truck, Recycling Toters, and 1-Mini-Garbage Packer.

 - **Capital Lease 2012 (FY 2013)**
 - Total Amount - \$5,572,610
 - Time Period - 5 years
 - Equipment included: 1-Fire Aerial Truck, 2-Ambulances, 6-Police Vehicles, 7-Automated Recycling Trucks, 5-Street Dump Trucks, 7- Utility Vehicles, Replacement of the Fleet Fuel Station, and Refuse Toters.

 - **Capital Lease 2012 (FY 2013)**
 - Amended to add Aerial Truck replacement \$964,950 approved by City Council on July 22, 2013
 - Time Period - 5 years

 - **Capital Lease 2013 (FY 2014)**
 - Total Amount - \$1,708,087
 - Time Period - 5 years
 - Equipment included: Upgrade of Information Technology Network, 1-Boom Truck, 1-Knuckle Boom Truck, 1-End Loader, 1-Passenger Bus, Replacement Golf Fleet at The Den at Fox Creek Golf Course, Replacement of the Prairie Vista Golf Course Pumping Station, 1-Backhoe Unit, and 2-Dump Trucks.

 - **Capital Lease 2014 (FY 2015)**
 - FY 2015 Total Amount - \$4,203,958
 - Time Period - 5 years & 10 years
 - Equipment included: Office Equipment, Information Services Equipment, Downtown Cameras, Information Services Network Switches, 2-Park Vehicles, 1-Dirt Grinder, BCPA Building Repairs, Miller Park Zoo Building Renovations, 7-Police Vehicles, STARCOM Console and Radios, 1-Ambulance, 1-Medic Vehicle, 1-Fire Pump Truck, 1-Fire Training Vehicle, 1-Facility Management Vehicle, 1-Parking Vehicle, 1-Skidsteer, 1-Asphalt Mill, 1-Engineering Vehicle, 1-Vehicle Diagnostic Tool, 5-Water Vehicles, Wireless Dragonwave Horizon, 1-Automated Recycling Truck, Golf Special Projects, U.S. Cellular Coliseum Safety and Building Repairs and Upgrades.

- **Capital Lease 2015 (FY 2016)**

- FY 2016 Total Amount - \$6,119,874
 - Time Period - 5 years & 10 years
 - Equipment included: See attached spreadsheet following this narrative for items proposed as part of the FY 2016 Capital Lease
-



CITY OF BLOOMINGTON, IL
 NEXT YEAR / CURRENT YEAR BUDGET ANALYSIS


PROJECTION: 20164 FY 2016 Master Budget - Level 4

FOR PERIOD 12

ACCOUNTS FOR:

FY 2012 Capital Lease	2014 ACTUAL	2015 ORIG BUD	2015 REVISED BUD	2015 ACTUAL	2015 PROJECTION	2016 PROPOSED	PCT CHANGE
40110110 56010 Ivest Int	-15.98	.00	.00	381.83	-308.84	-618.00	.0%
40110110 70690 Purch Serv	15.98	.00	.00	.00	.00	.00	.0%
40110110 72140 CO Other	30,548.70	.00	.00	.00	.00	.00	.0%
TOTAL FY 2012 Capital Lease	30,548.70	.00	.00	381.83	-308.84	-618.00	.0%
40110120 56010 Ivest Int	-28.60	.00	.00	.00	.00	.00	.0%
40110120 57516 Lease Proc	-964,950.00	.00	.00	.00	.00	.00	.0%
40110120 70690 Purch Serv	28.60	.00	.00	.00	.00	.00	.0%
40110120 72130 CO Lcn Veh	964,950.00	.00	.00	.00	.00	.00	.0%
40110120 72140 CO Other	1,011,701.41	.00	.00	.00	.00	.00	.0%
TOTAL FY 2013 Capital Lease	1,011,701.41	.00	.00	.00	.00	.00	.0%
40110130 57516 Lease Proc	-1,482,000.00	.00	.00	.00	.00	.00	.0%
40110130 70690 Purch Serv	250.00	.00	.00	.00	.00	.00	.0%
40110130 72130 CO Lcn Veh	388,513.00	.00	.00	-27.00	661,000.00	.00	.0%
40110130 72140 CO Other	617,900.14	.00	.00	.00	36,172.00	.00	.0%
TOTAL FY 2014 Capital Lease	-475,336.86	.00	.00	-27.00	697,172.00	.00	.0%
40110131 56010 Ivest Int	.00	-300.00	-300.00	.00	-300.00	.00	-100.0%
40110131 57516 Lease Proc	.00	-4,238,900.00	-4,238,900.00	.00	-4,203,958.00	.00	-100.0%
40110131 70690 Purch Serv	.00	300.00	300.00	.00	300.00	.00	-100.0%
40110131 72110 CO Office	.00	30,000.00	30,000.00	.00	30,000.00	.00	-100.0%
40110131 72120 CO Comp Eq	.00	1,450,580.00	1,450,580.00	913,224.42	1,450,580.00	.00	-100.0%
40110131 72130 CO Lcn Veh	.00	1,937,463.00	1,937,463.00	1,775,765.64	1,902,521.00	.00	-100.0%
40110131 72140 CO Other	.00	717,857.00	717,857.00	246,175.50	717,857.00	.00	-100.0%
40110131 72520 Buildings	.00	78,000.00	78,000.00	39,033.00	78,000.00	.00	-100.0%
40110131 72570 Park Const	.00	25,000.00	25,000.00	.00	25,000.00	.00	-100.0%
TOTAL FY 2015 Capital Lease	.00	.00	.00	2,974,198.56	.00	.00	.0%
40110133 57516 Lease Proc	.00	.00	.00	.00	.00	-6,119,874.00	.0%
40110133 70050 Eng Sv	.00	.00	.00	.00	.00	285,000.00	.0%
40110133 72120 CO Comp Eq	.00	.00	.00	.00	.00	762,000.00	.0%
40110133 72130 CO Lcn Veh	.00	.00	.00	.00	.00	922,642.00	.0%
40110133 72140 CO Other	.00	.00	.00	.00	.00	632,400.00	.0%
40110133 72520 Buildings	.00	.00	.00	.00	.00	3,005,832.00	.0%
40110133 72530 St Const	.00	.00	.00	.00	.00	175,000.00	.0%
40110133 72580 Bike Trail	.00	.00	.00	.00	.00	337,000.00	.0%
TOTAL FY 2016 Capital Lease	.00	.00	.00	.00	.00	.00	.0%
TOTAL REVENUE	-2,446,994.58	-4,239,200.00	-4,239,200.00	381.83	-4,204,566.84	-6,120,492.00	.0%
TOTAL EXPENSE	3,013,907.83	4,239,200.00	4,239,200.00	2,974,171.56	4,901,430.00	6,119,874.00	.0%
GRAND TOTAL	566,913.25	.00	.00	2,974,553.39	696,863.16	-618.00	.0%

79



GENERAL FUND CAPITAL LEASE-PROPOSED BUDGET FY 2016

Org/Object	Department	Unit	Item	New or Replacement	FY 2016	FY 2016 Capital Lease 5yr	FY 2016 Capital Lease 10yr
40110133-72120	Information Services		Additional security camera infrastructure in the downtown area	N	\$ 100,000	\$ 100,000	
40110133-72120	Information Services		Core and distribution network switch replacements	R	\$ 250,000	\$ 250,000	
40110133-72120	Information Services		Fixed asset replacements includes servers, larger printers, large format scanners, the City's firewall, network hardware, data storage devices, software, etc.	R	\$ 286,000	\$ 286,000	
40110133-72120	Information Services		Police Department Professional Standards Software-To maintain accountability of officers and provide adequate documentation and information to assure compliance with law and collective bargaining agreements with regard to internal investigations.	N	\$ 26,000	\$ 26,000	
40110133-72120	Information Services		Video Conferencing Solutions to be installed in all occupied Fire Stations and possibly a couple of key conference rooms throughout the City	N	\$ 100,000	\$ 100,000	
			Information Services Capital Outlay Total:		\$ 762,000	\$ 762,000	\$ -
40110133-72580	Parks Maintenance		New Trail - The Grove to Benjamin School, Safe Routes to School Grant covers 80% - (\$160K), City Portion (\$40K) - Capital Project		\$ 200,000		\$ 200,000
40110133-72580	Parks Maintenance		Route 66 Trail Normal To Towanda - Construction 2nd Half - Capital Project		\$ 75,000		\$ 75,000
40110133-72580	Parks Maintenance		Route 66 Trail Towanda north 2.4 miles - Construction 1st half - Capital Project		\$ 30,000		\$ 30,000
40110133-72580	Parks Maintenance		Route 66 Trail Shirley south 1.1 miles - Const. 1st half - Capital Project		\$ 20,000		\$ 20,000
40110133-72580	Parks Maintenance		Route 66 Trail Towanda to Lexington - Design 1st half - Capital Project		\$ 12,000		\$ 12,000

GENERAL FUND CAPITAL LEASE-PROPOSED BUDGET FY 2016

Org/Object	Department	Unit	Item	New or Replacement	FY 2016	FY 2016 Capital Lease 5yr	FY 2016 Capital Lease 10yr
40110133-72520	Parks Maintenance		Lincoln Leisure Center-Restoration of Exterior Elements -Faithful & Gould Study (Russ - Life & Safety) - Capital Project		\$ 34,132		\$ 34,132
			Parks Maintenance Capital Outlay Total:		\$ 371,132	\$ -	\$ 371,132
40110133-72520	BCPA		BCPA Creativity Center-Replace Fire Alarm System - Capital Project		\$ 40,000		\$ 40,000
			BCPA Capital Outlay Total:		\$ 40,000	\$ -	\$ 40,000
40110133-72520	Police		Police Firing Range-Allowance for Environmental Services - Capital Project		\$ 40,000	\$ 40,000	
			Police Outlay Total:		\$ 40,000	\$ 40,000	\$ -
40110133-72140	Fire		Cardiac Monitor/Debrillators (1)	R	\$ 27,500	\$ 27,500	
40110133-72140	Fire		Oxygen Cylinder Fill Stations (3)	R	\$ 25,000	\$ 25,000	
40110133-72140	Fire		2005 Mitsubishi Endeavor	R	\$ 34,500	\$ 34,500	
40110133-72130	Fire		Utility Task Vehicle	R	\$ 15,000	\$ 15,000	
40110133-72520	Fire		Fire Station Vehicle Exhaust Drop(all stations will have been completed after FY 2016) - Capital Project		\$ 120,000		\$ 120,000
			Fire Department Capital Outlay total:		\$ 222,000	\$ 102,000	\$ 120,000
40110133-72140	Facilities		Replace Condensing Units-City Hall Storage Building on Jackson Street	R	\$ 8,000	\$ 8,000	
40110133-70050	Facilities		Design to demolish City Hall Annex - Capital Project		\$ 35,000	\$ 35,000	
40110133-72140	Facilities		City Hall Exit Signage (Faithful & Gould) - Capital Project		\$ 6,250	\$ 6,250	
40110133-72530	Facilities		HAVCO Demolition - Capital Project		\$ 100,000	\$ 100,000	
40110133-72530	Facilities		Resurface Butler Parking Lot - Capital Project		\$ 60,000		\$ 60,000
			Facilities Capital Outlay Total:		\$ 209,250	\$ 149,250	\$ 60,000

GENERAL FUND CAPITAL LEASE-PROPOSED BUDGET FY 2016

Org/Object	Department	Unit	Item	New or Replacement	FY 2016	FY 2016 Capital Lease 5yr	FY 2016 Capital Lease 10yr
40110133-72530	Engineering		Fort Jesse @ Towanda Barnes Signal Upgrades (City portion) - approved at council on 10/27/14		\$ 15,000	\$ 15,000	
40110133-70050	Engineering		Citywide Street Master Plan - verify		\$ 250,000	\$ 250,000	
	Engineering Capital Outlay Total:				\$ 265,000	\$ 265,000	\$ -
40110133-72520	Public Works Admin		Public Works Building-Allowance for Repair Steel Lintels		\$ 10,000		\$ 10,000
	Public Works Admin Capital Outlay Total:				\$ 10,000	\$ -	\$ 10,000
	General Fund Total Capital Outlay:				\$ 1,919,382	\$ 1,318,250	\$ 601,132

**NON-GENERAL FUND CAPITAL PAID BY LEASE OR CASH
PROPOSED BUDGET FY 2016**

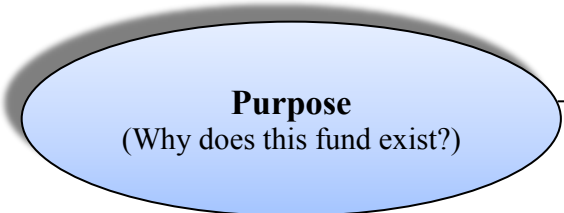
Org/Object	Department		Item	New or Replacement	FY 2016	FY 2016 Cash	FY 2016 Capital Lease 5yr	FY 2016 Capital Lease 10yr
20700700-72110	Board of Elections		Furniture	R/N	2,334	2,334		
20700700-72120	Board of Elections		Computer Equipment	R/N	14,876	14,876		
			Board of Elections Fund Total:		17,210	17,210	-	-
20900900-72130	Drug Enforcement Fund		2 Covert Vehicles	R/N	20,000	20,000		
20900900-72130	Drug Enforcement Fund		Unmarked Vehicles for Street Crimes	R/N	65,000	65,000		
20900920-72130	DUI Enforcement		Squad Car	R/N	33,000	33,000		
			Drug Enforcement Fund Total:		118,000	118,000	-	-
23203200-72120	Library Fixed Assets		Replace/New Computer Equipment	R/N	72,721	72,721		
			Library Fixed Asset Replacement Fund Total:		72,721	72,721	-	-
40110133-72130	Water Administration	WMR2	2007 Dodge Dakota	R	24,039		24,039	
40110133-72130	Water Administration	LB14	2006 Dodge Dakota	R	22,946		22,946	
			Water Administration Fund Total:		46,985	-	46,985	-
40110133-72140	Water Transmission & Distribution	W19	Install snow plow & spreader system	R	35,000		35,000	
40110133-72140	Water Transmission & Distribution	W30	2007 John Deer 410J	R	183,572		183,572	
40110133-72140	Water Transmission & Distribution	W41	W41 Fmall Wheel Loader 5-7K lbs lift cap	N	67,000		67,000	
			Water Transmission & Distribution Fund Total:		285,572	-	285,572	-
40110133-72130	Water Purification	LB19	2005 Dodge Dakota	R	25,132		25,132	
			Water Purification Fund Total:		25,132	-	25,132	-
40110133-72130	Water Meter	WMR4	2006 Dodge Sprinter 2500	R	48,078		48,078	
			Water Meter Fund Total:		48,078	-	48,078	-
40110133-72130	Lake Maintenance from T&D	W19	2003 IH 7400	R	152,977		152,977	
40110133-72130	Lake Maintenance	LB17	1999 IH S4700	R	57,366		57,366	
			Lake Maintenance Fund Total:		210,343	-	210,343	-
40110133-72130	Sanitary Sewer	91	2005 Dodge Dakota	R	25,132		25,132	
40110133-72130	Sanitary Sewer	S39	2000 Ford E450	R	174,830		174,830	
			Sanitary Sewer Fund Total:		199,962	-	199,962	-
40110133-72130	Solid Waste	R25	2001 IH S4900	R	155,967		155,967	
40110133-72130	Solid Waste	R49	2004 IH 7400	R	186,675		186,675	
40110133-72140	Solid Waste	R52	2001 John Deere TC54H	R	210,078		210,078	
40110133-72140	Solid Waste	R52B	2001 JRB	R	15,000		15,000	
			Solid Waste Fund Total:		567,720	-	567,720	-

**NON-GENERAL FUND CAPITAL PAID BY LEASE OR CASH
PROPOSED BUDGET FY 2016**

Org/Object	Department	Item	New or Replacement	FY 2016	FY 2016 Cash	FY 2016 Capital Lease 5yr	FY 2016 Capital Lease 10yr
40110133-72520	Abraham Lincoln Parking	Repairs to Lincoln Parking Deck - Capital Project		251,700			251,700
		Abraham Lincoln Parking Fund Total:		251,700	-	-	251,700
40110133-72140	The Den at Fox Creek	Den at Fox Creek Rough Mower	R	55,000		55,000	
		Den at Fox Creek Fund Total:		55,000	-	55,000	-
72102100-72130	John M. Scott Health Care	Replace Vehicle	R	20,000	20,000		
40110133-72520	U.S. Cellular Coliseum	Replace Video System - Capital Project		1,600,000			1,600,000
40110133-72520	U.S. Cellular Coliseum	Upgrade Point of Sale system - Capital Project		200,000			200,000
40110133-72520	U.S. Cellular Coliseum	Repairs to HVAC, Chiller, Plumbing & Electrical Work - Capital Project		200,000		200,000	
40110133-72520	U.S. Cellular Coliseum	LED lighting in main seating area - Capital Project		250,000		250,000	
40110133-72520	U.S. Cellular Coliseum	Building Automated System - Capital Project		50,000		50,000	
40110133-72520	U.S. Cellular Coliseum	Coliseum-Test, Balance, & Commission Smoke Control System-Faithful & Gould Study (Russ - Life & Safety) - Capital Project		35,000		35,000	
40110133-72520	U.S. Cellular Coliseum	Coliseum-Allowance for Modifications to Smoke Control System-Faithful & Gould Study (Russ - Life & Safety) - Capital Project		175,000			175,000
		U.S. Cellular Coliseum Fund Total:		2,510,000	-	535,000	1,975,000
		Grand Total for Non-General Funds		4,428,423	227,931	1,973,792	2,226,700

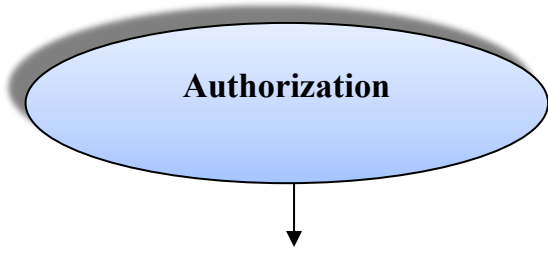
Downtown Bloomington TIF Redevelopment

40300300



The Downtown Tax Increment Funding (TIF) fund is used to track the expenses and revenues related to the Downtown TIF redevelopment area.

The Downtown TIF ended December 31, 2009. The City completed several projects in 2010 (FY2010 and FY2011) that were contracted on or before the TIF ending date of December 31, 2009.



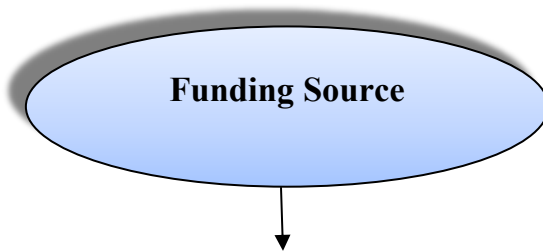
A Downtown TIF District was formed in 1986. A TIF (Tax Increment Funding) District receives the incremental property tax revenue for properties located within the TIF district boundaries. The incremental difference is the difference in taxes between the value of the properties at the formation of the TIF and the present day value. The City receives all taxes on this incremental portion, not just the City's share. The other taxing bodies only receive the portion of taxes calculated on the value of the property in the year the TIF was formed or the base year. These funds are reinvested into the TIF area to spur redevelopment.



Over 20 years ago, the Illinois General Assembly passed the Illinois Tax Increment Allocation Redevelopment Act that brought this development tool to Illinois. Illinois was the 25th state to adopt this economic development mechanism.



For FY 2016, minimal legal expenses are projected and no revenue is projected to be received. Legal expenses related to an outstanding lawsuit (under appeal as of February 2015) and will continue until this lawsuit is dismissed or settled. Once this lawsuit is dismissed or settled, remaining funds will be closed out and remitted to McLean County. The County will distribute these funds to the different taxing bodies based on their portion of the property tax rate for calendar year 2009.



No further revenue is expected within this fund with the expiration of the TIF.

**FY 2015
Notes**

-
- The lawsuit related to the Downtown TIF titled “Devyn Corp vs. City of Bloomington” remains under litigation (currently under appeal) as of February 2015.
-

Expenditures

Downtown TIF	FY 2014 Actual	FY 2015 Approved Budget	FY 2015 Projected	FY 2016 Proposed Budget
Expenditures	\$61,313	\$10,000	\$15,147	-
Revenues	-	-	\$22	-

**Budgetary Fund
Balance**

Downtown TIF	FY 2014 (audited)	FY 2015 (projected)	FY 2016 (projected)
Budgetary Fund Balance	(\$5,820)	(\$20,989)	(\$20,989)



CITY OF BLOOMINGTON, IL
 NEXT YEAR / CURRENT YEAR BUDGET ANALYSIS

PROJECTION: 20164 FY 2016 Master Budget - Level 4

FOR PERIOD 12

ACCOUNTS FOR:

Central Bloomington TIF Develo	2014 ACTUAL	2015 ORIG BUD	2015 REVISED BUD	2015 ACTUAL	2015 PROJECTION	2016 PROPOSED	PCT CHANGE
40300300 56010 Ivest Int	.00	.00	.00	29.90	22.00	.00	.0%
40300300 70010 Out Legal	58,732.62	.00	.00	15,147.16	15,147.16	.00	.0%
40300300 70220 Oth PT Sv	2,580.00	10,000.00	10,000.00	.00	.00	.00	-100.0%
TOTAL Central Bloomington TI	61,312.62	10,000.00	10,000.00	15,177.06	15,169.16	.00	-100.0%
TOTAL REVENUE	.00	.00	.00	29.90	22.00	.00	.0%
TOTAL EXPENSE	61,312.62	10,000.00	10,000.00	15,147.16	15,147.16	.00	-100.0%
GRAND TOTAL	61,312.62	10,000.00	10,000.00	15,177.06	15,169.16	.00	-100.0%



ENTERPRISE FUNDS



ENTERPRISE FUNDS

Water

50100110 Water Administration
50100120 Water Transmission & Distribution
50100130 Water Purification
50100140 Lake Maintenance
50100150 Water Meter Services

51101100 Sewer Fund
53103100 Storm Water Fund
54404400 Solid Waste Fund
55605600 Abraham Lincoln Parking Facility

Golf

56406400 Highland Park Golf Course
56406410 Prairie Vista Golf Course
56406420 The Den at Fox Creek Golf Course

57107110 U.S. Cellular Coliseum

WATER

Department

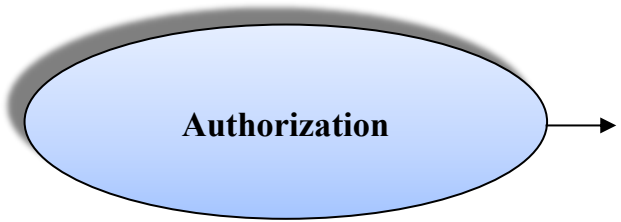
5010



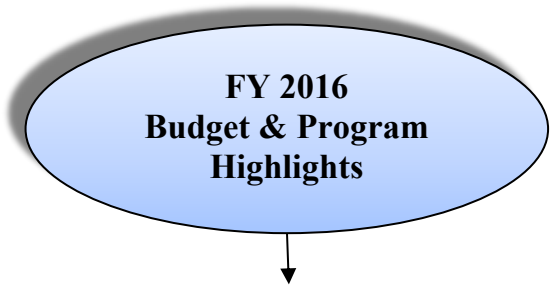
Purpose
(Why does this division exist?)

The Water Department exists to provide safe, plentiful and affordable drinking water to the residents and businesses of the City of Bloomington and surrounding areas. The water produced by the Department is consistently of higher quality than required by federal and state drinking water regulations. The Department strives to manage the valuable resource of water by maintaining a very active watershed protection program, as well as contamination prevention and education programs. Unlike standard municipal services which serve only the City of Bloomington, the Water Department has a much wider scope and serves approximately 50% of the total population in McLean County, as well as many of the largest employers in Bloomington and Normal.

Beyond its primary focus as a potable water provider, the Department maintains a park system around the Lake Bloomington reservoir. The Department also leases home sites to over 200 residents in the Lake Bloomington area and provides limited municipal-like services to those residents. Recreational opportunities are provided to residents and non-residents alike through the lease of the Evergreen Lake reservoir to the McLean County Department of Parks and Recreation, and the use of the Lake Bloomington reservoir as a mixed-use facility. The Department also provides regional laboratory services to other water providers and contractors through its Illinois Department of Public Health certified laboratory. The Department provides billing services for Refuse and Bulk Waste Collection, Stormwater, and Sewer, as well contract billing for limited Town of Normal sewer customers and the complete billing and remittance for the Bloomington and Normal Water Reclamation District (BNWRD).



The City of Bloomington Water Fund and its related activities have been codified in Chapter 23 & 27 of the City Code.




-
- The Water Department FY 2016 total budget consists of \$16,643,250 in revenue and \$22,964,954 in expenditures including capital expenditures. The major drivers in the Department’s non-capital expenses are labor (\$5,230,389), electricity (\$733,000) and chemicals/granular activated carbon (\$1,151,414) and debt payments (\$1,354,499). These four expenses alone account for \$8,469,302, or 36.9% of total expenses.
 - Capital Expenditures are budgeted at \$5,050,000 for the fiscal year.
 - Staff expects to complete a master plan for the infrastructure within the Water Department. The master plan will outline a 20-year capital improvement plan along with suggested rate modifications to support the desired level of capital improvements over that period. A modest rate increase is expected upon completion of the rate study.
 - Approximately \$500,000 is planned to be incurred with the continued integration of radio frequency water meters. This FY 2016 investment will enhance the number of radio read meters by approximately 3,000 units and finish the radio frequency meter project. One meter reader position was eliminated in FY 2010 and another in FY 2012. All meter reading positions will be eliminated by FY 2016 and absorbed into other areas of the work force.
 - Groundwater Water Supply Development projects are budgeted for the following items:
 - Design- \$400,000
 - Land Acquisition - \$500,000
 - Well Construction - \$1,100,000
 - Water Treatment Facility Upgrades are budgeted for the following items:
 - Complete the construction of new rapid rate sand filters – \$1,500,000
 - Emergency Ion Exchange System - \$2,000,000
 - Supervisory Control and Data Acquisition (SCADA) upgrades – \$300,000
-



Funding Source

Water customers pay two types of fees. A flat fee is calculated by the size of the meter. For example, there is a \$1.25 monthly meter charge for a residential house which is served by a $\frac{5}{8}$ x $\frac{1}{2}$ -inch meter. There is also a fee for each 100 cubic feet of water consumed by the customer. For each 100 cubic feet used, there is a \$4.01 charge. This yields an average water cost of \$33.38 for the typical household.

Fees for higher usage and larger meter size are based on an upward sliding scale that is available from the Water Department. Fees are also charged for fire protection for commercial and industrial customers with private fire suppression systems, and bulk water charges for contractual customers. Additional charges are also assessed when service is shut-off for delinquency, as well as late fees for delinquent accounts, lot lease fees for customers leasing land around Lake Bloomington, and charges for licenses to boat on Lake Bloomington.



What we accomplished in FY 2015

Operations

Staffing

- Our department navigated the fifth year with reduced staff with seven fewer employees (13% of the “pre-early retirement program” workforce).

Fluoridation Award

- The department was awarded a 100% compliance certificate from the Illinois Department of Public Health for compliance with the Illinois fluoridation law.

Smart Energy Design Assistance Center (SEDAC) study

- An energy audit was completed for the Water Treatment Plant.

Valve Operation Program

- About 250 valves in the valve operation program were installed.
- A new 20-inch water main was strategically installed in downtown Bloomington to minimize disruptions should a water main break occur in the future.

- About 20 new/replacement valves were installed in the distribution system.
- Global Positioning System (GPS) measurements were obtained on about 100 valves in the system.

On-line Bill Payment

- Advertisement continued for the on-line bill payment option to residents and customers. The service was introduced in April 2009 and by the end of FY 2015, nearly 20,000 (70%) have signed up for access to our online site and about 6,000 (20%) of our customers utilize this service for paperless billing and automatic debit. Electronic billing statements will save the City approximately \$36,000 in paper bill processing and mailing costs by the end of FY 2015.

Radio Frequency Water Meters

- Approximately 5,000 radio frequency water meters were installed by the end of FY 2014. Through this cost savings and efficiency measure, approximately 90% of all the City's meters are now radio frequency meters. The Water Department reduced its meter reading staff by one employee in FY 2010, one in FY 2012, and the elimination of the final position will take place over the next year.

Wetland Demonstration Site Constructed

- The Water Department funded the construction of a portion of the Pheasant Run Interpretive Trail Wetland Demonstration Project at Evergreen Lake. Several agencies including the McLean County Soil and Water Conservation District and Openlands provided grant funding and/or expertise and technical assistance.

Evergreen Lake Shoreline Protection Projects

- The Water Department successfully obtained another Illinois Environmental Protection Agency Grant in the amount of \$36,000, which the City matched with a \$64,000 contribution. A second grant of \$45,000 was secured, with the City matching \$50,000. With these funds, the City was able to preserve about 4,000 feet of shoreline on the Evergreen Lake Reservoir through the installation of shoreline protective materials and habitat at the COMLARA Park swim beach and the White Oak boat ramp.

Infrastructure – New and Replacement

Service line repairs/replacements

- The Water Department Distribution Maintenance crews repaired or replaced over 250 water service lines throughout the year. This work ranges from the full replacement of a water service line from the water main to the property line, abandoned service line retirements and curb stop repairs. In many cases, water service lines made of lead are removed from the distribution system.
-

**Revenue &
Expenditures**

Water Department	FY 2014 Actual	FY 2015 Approved Budget	FY 2015 Projected	FY 2016 Proposed Budget
Expenditures				
Salaries	\$3,314,618	\$3,579,800	\$3,520,196	\$3,773,299
Benefits	\$1,289,888	\$1,371,043	\$1,457,088	\$1,457,090
Contractual	\$3,381,168	\$4,776,804	\$5,337,341	\$5,985,355
Commodities	\$3,994,629	\$4,582,474	\$4,589,023	\$4,594,817
Capital Expenditures	\$1,965,201	\$9,540,000	\$5,542,895	\$5,050,000
Principal Expense	\$1,052,305	\$1,085,041	\$966,612	\$1,172,849
Interest Expense	\$183,950	\$194,998	\$176,528	\$181,651
Transfer Out	\$540,356	\$759,574	\$759,574	\$739,193
Other Expenditures	\$10,061	\$10,000	\$13,882	\$10,700
Other Intergovernmental Expenditures	-	\$5,000	-	-
Department Total	\$15,732,176	\$25,904,734	\$22,363,139	\$22,964,954
Revenues	\$17,767,383	\$19,279,000	\$16,646,134	\$16,643,250
Personnel				
Classified	8.00	8.00	8.00	8.00
Union	42.00	42.00	42.00	42.00
Seasonal	8.00	8.00	8.00	8.00
Department Total	58.00	58.00	58.00	58.00

**Budgetary Fund
Balance**

Water Department	FY 2014 (audited)	FY 2015 (projected)	FY 2016 (projected)
Budgetary Net Assets	\$23,219,594	\$17,502,589	\$11,180,885

- Excludes capital assets and long-term liabilities.

**Performance
Measurements**

Water Department	FY 2014 Actual	FY 2015 Approved Budget	FY 2015 Projected	FY 2016 Proposed Budget
Inputs:				
Number of Full Time Employees	50	50	50	50
Department Revenues	\$17,767,383	\$19,279,000	\$16,646,134	\$16,643,250
Department Expenditures	\$15,732,176	\$25,904,734	\$22,363,139	\$22,964,954
<i>Total Capital Investment</i>	\$1,965,201	\$9,540,000	\$5,542,895	\$5,050,000
Capital Investment Compared to Total Investment	12.49%	36.83%	24.79%	21.99%
Total Salaries	\$3,314,618	\$3,579,800	\$3,520,196	\$3,773,299
Total Overtime	\$262,782	\$233,500	\$241,280	\$287,000
Overtime Compared to Payroll%	7.9%	6.5%	6.9%	7.6%
Outputs:				
Total Number of Customers	30,500	31,100	31,500	32,000
Customers per Full Time Employees	610	622	630	640
Million Gallons Delivered #	3800	4,000	4,200	4380
Million Gallons Delivered per Employee	76	80	84	88
Customers Accessing Online Payment Plan	6,000	7,000	8,000	9,000

Challenges

Staff - Reductions in staff will further impair the ability to respond to infrastructure emergencies in a timely fashion, possibly resulting in liability issues and citizen dissatisfaction. The Water Department is projected to grow by 300 customers in 2014, and the department grew by 450 customers in 2013, 395 customers in 2012, 234 customers in 2011, 255 in 2010 and 676 in 2009, at the same time the Department experienced staff reductions (primarily in 2009). The American Water Works Association Midwest region national benchmarking study indicated that the median number of customer accounts per employee was 429. Currently, our Department is at about 630 customer accounts per employee. In the five-year period after Water Department staffing levels declined, customer accounts continued to grow in that same period by about 2,000 accounts. Using the median customer account per employee figure from the benchmarking study as a guide, the Department should have grown by 5 positions to keep pace with this increase in customers and resultant workload. The FY 2016 budget does include requests for full time positions for a mechanic, Julie crew leader, and property manager.

Water Quality – Nitrates in Illinois surface water supplies are very common due to agricultural activity. Nitrates in our reservoirs are largely a result of the conversion of the corn fertilizer, ammonia, to nitrate, or from the natural conversion of atmospheric nitrogen to ammonia in soybeans. Nitrates are very soluble and are difficult to remove from water. If water containing nitrates above the drinking water standard of 10 milligrams per liter (mg/l) (or parts per million) is consumed by infants less than 6 months of age, a medical condition known as “blue baby syndrome” can develop. This condition is acute and can be fatal, but if treated promptly, is readily reversible. Nitrates do not pose the same risk to older children or adults due to differences in their intestinal tracts. Unfortunately, nitrate levels above the drinking water standard are fairly common in the water in the Lake Bloomington Reservoir in the late winter/early spring months. Nitrate levels are generally less than the drinking water standard for most of the time in the Evergreen Lake Reservoir. However, nitrate levels remaining below the drinking water standard in either reservoir are due to factors that are generally out of the control of the Water Department. Land use practices, fertilizer application rates, precipitation rates and timing, reservoir levels and water withdrawal rates are all important factors that vary from year-to-year and are minimally controllable. The Water Department currently has no effective means of removing nitrates from the water, so the local water supply is vulnerable, to some degree, each year when nitrate levels rise. Some degree of nitrate removal capability should be installed at the Water Treatment Plant.



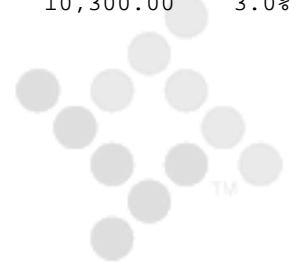
CITY OF BLOOMINGTON, IL
 NEXT YEAR / CURRENT YEAR BUDGET ANALYSIS

PROJECTION: 20164 FY 2016 Master Budget - Level 4

FOR PERIOD 12

ACCOUNTS FOR:

Water Administration			2014 ACTUAL	2015 ORIG BUD	2015 REVISED BUD	2015 ACTUAL	2015 PROJECTION	2016 PROPOSED	PCT CHANGE
50100110	53310	St of IL	.00	.00	.00	-4.03	.00	.00	.0%
50100110	54101	MWtr Sale	-15,980,668.20	-16,800,000.00	-16,800,000.00	-13,338,526.56	-15,500,000.00	-15,500,000.00	-7.7%
50100110	54102	BulkWtSale	-9,928.10	-12,000.00	-12,000.00	-8,066.55	-9,980.00	-12,000.00	.0%
50100110	54105	Fr Protect	-176,673.39	-145,000.00	-145,000.00	-93,486.44	-145,000.00	-145,000.00	.0%
50100110	54110	Recon Fee	-111,695.72	-110,000.00	-110,000.00	-80,881.29	-110,000.00	-110,000.00	.0%
50100110	54120	TpOn Fee	.00	-7,000.00	-7,000.00	-11,177.87	-15,000.00	-10,000.00	42.9%
50100110	54130	Mtr Rntl	-4,200.00	-5,000.00	-5,000.00	1,500.00	-4,400.00	-5,000.00	.0%
50100110	54155	BNWRD Fee	-114,121.32	-121,000.00	-121,000.00	-106,866.00	-128,162.38	-125,000.00	3.3%
50100110	54430	Fac Rntl	.00	.00	.00	17,925.00	.00	.00	.0%
50100110	54990	Othr Chgs	-34,830.00	-10,000.00	-10,000.00	-16,360.00	-20,712.00	-15,000.00	50.0%
50100110	55990	Othr Pnlty	-445,025.19	-350,000.00	-350,000.00	-262,679.81	-343,294.00	-350,000.00	.0%
50100110	56010	Ivest Int	.00	-2,000.00	-2,000.00	-53,571.39	-57,700.32	-75,600.00	3680.0%
50100110	56030	Int Fm Lns	-10,400.00	.00	.00	-10,400.00	-10,400.00	-10,400.00	.0%
50100110	57114	Equip Sale	.00	.00	.00	-2,650.00	.00	.00	.0%
50100110	57130	Meter Sale	-13,500.00	.00	.00	.00	.00	.00	.0%
50100110	57190	Othr Rev	-14,808.82	.00	.00	-3,792.91	-3,543.23	-5,000.00	.0%
50100110	57420	PropDam CL	-2,969.09	-5,000.00	-5,000.00	.00	.00	.00	-100.0%
50100110	57590	Lease Inc	.00	.00	.00	-1.00	-1.00	.00	.0%
50100110	57985	Cash StOvr	7,512.50	.00	.00	-98.13	.00	.00	.0%
50100110	57990	OMisc Rev	-20,516.31	-25,000.00	-25,000.00	-13,498.67	-22,404.48	-20,000.00	-20.0%
50100110	61100	Salary FT	341,946.89	466,774.33	466,774.33	222,152.82	382,463.70	499,189.00	6.9%
50100110	61130	Salary SN	33,524.36	45,000.00	45,000.00	13,656.45	28,022.50	45,000.00	.0%
50100110	61150	Salary OT	11,358.23	13,500.00	13,500.00	2,507.85	5,000.00	12,000.00	-11.1%
50100110	61190	Othr Salry	5,949.39	.00	.00	16,077.36	16,077.36	.00	.0%
50100110	62101	Dent Ins	2,941.00	3,508.00	3,508.00	1,870.08	3,036.29	3,271.00	-6.8%
50100110	62102	Visn Ins	413.48	555.00	555.00	341.46	514.68	672.00	21.1%
50100110	62104	BCBS 400	10,327.55	38,841.00	38,841.00	19,686.40	42,326.82	65,905.00	69.7%
50100110	62106	HAMP-HMO	43,725.84	32,777.00	32,777.00	23,670.32	33,103.34	18,118.00	-44.7%
50100110	62110	Grp Lif In	471.78	651.00	651.00	368.24	480.12	710.00	9.1%
50100110	62115	RHS Contrb	2,968.29	3,431.00	3,431.00	453.44	453.44	.00	-100.0%
50100110	62120	IMRF	61,423.18	71,468.10	71,468.10	39,895.57	63,160.10	76,068.00	6.4%
50100110	62130	SS Medicare	23,279.32	30,741.13	30,741.13	14,939.01	26,508.92	32,386.00	5.4%
50100110	62140	Medicare	5,598.91	7,200.37	7,200.37	3,493.76	6,199.69	7,579.00	5.3%
50100110	62150	UnEmpl Ins	.00	.00	.00	10,675.00	4,416.00	.00	.0%
50100110	62190	Uniforms	.00	2,800.00	2,800.00	.00	.00	2,500.00	-10.7%
50100110	62191	Prot Wear	160.74	400.00	400.00	.00	.00	500.00	25.0%
50100110	62330	LIUNA Pen	2,289.60	2,996.00	2,996.00	2,125.44	2,996.00	3,745.00	25.0%
50100110	62990	Othr Ben	17,818.52	.00	.00	.00	.00	.00	.0%
50100110	70050	Eng Sv	109,255.00	.00	.00	.00	44,955.00	.00	.0%
50100110	70093	Bank Fees	136,744.32	92,520.00	92,520.00	97,817.15	141,000.00	141,000.00	52.4%
50100110	70095	CC Fees	4,483.29	4,500.00	4,500.00	2,732.22	4,500.00	4,500.00	.0%
50100110	70220	Oth PT Sv	26,558.00	128,354.00	128,354.00	37,973.03	145,083.00	132,204.62	3.0%
50100110	70410	Janitor Sv	9,391.94	10,000.00	10,000.00	6,441.66	10,000.00	10,300.00	3.0%





CITY OF BLOOMINGTON, IL
 NEXT YEAR / CURRENT YEAR BUDGET ANALYSIS

PROJECTION: 20164 FY 2016 Master Budget - Level 4

FOR PERIOD 12

ACCOUNTS FOR:

Water Administration			2014 ACTUAL	2015 ORIG BUD	2015 REVISED BUD	2015 ACTUAL	2015 PROJECTION	2016 PROPOSED	PCT CHANGE
50100110	70430	MFD Lease	4,218.07	5,404.20	5,404.20	3,799.34	5,300.00	4,787.59	-11.4%
50100110	70510	RepMaint B	18,788.64	10,000.00	10,000.00	5,636.84	10,000.00	10,300.00	3.0%
50100110	70520	RepMaint V	672.50	20,600.00	20,600.00	1,095.50	3,000.00	21,218.00	3.0%
50100110	70530	RepMaint O	6,380.29	10,000.00	10,000.00	.00	10,000.00	10,300.00	3.0%
50100110	70540	RepMt Othr	4,754.98	6,000.00	6,000.00	719.96	6,000.00	6,000.00	.0%
50100110	70550	RepMaint I	1,670.68	1,000.00	1,000.00	1,162.24	1,131.00	1,500.00	50.0%
50100110	70590	Oth Repair	685.50	5,000.00	5,000.00	.00	5,000.00	5,150.00	3.0%
50100110	70611	PrintBind	143,306.31	90,000.00	90,000.00	91,945.75	142,984.00	150,000.00	66.7%
50100110	70631	Dues	20,887.00	25,000.00	25,000.00	5,166.00	25,000.00	25,750.00	3.0%
50100110	70632	Pro Develp	1,315.31	11,000.00	11,000.00	1,358.56	11,000.00	11,330.00	3.0%
50100110	70641	Temp Sv	18,890.38	30,000.00	30,000.00	11,246.36	30,000.00	30,000.00	.0%
50100110	70642	Recdg Fee	210.00	750.00	750.00	3,657.00	750.00	750.00	.0%
50100110	70690	Purch Serv	78,869.95	145,000.00	145,000.00	50,730.01	145,000.00	149,350.00	3.0%
50100110	70702	WC Prem	6,257.00	6,468.08	6,468.08	4,851.09	6,468.08	6,148.40	-4.9%
50100110	70703	Liab Prem	14,806.00	15,306.15	15,306.15	11,479.59	15,306.15	9,183.38	-40.0%
50100110	70704	Prop In Pr	3,636.00	3,758.84	3,758.84	2,819.16	3,758.84	2,727.51	-27.4%
50100110	70712	WC Claim	5,826.79	51,403.21	51,403.21	38,552.40	51,403.21	63,024.29	22.6%
50100110	70713	Liab Claim	22,226.17	8,763.83	8,763.83	6,572.88	8,763.83	6,376.00	-27.2%
50100110	70714	Prop Claim	.00	7,247.01	7,247.01	5,435.28	7,247.01	5,272.46	-27.2%
50100110	70715	Veh Claim	.00	7,373.00	7,373.00	.00	7,373.00	.00	-100.0%
50100110	70720	Ins Admin	11,320.00	18,960.20	18,960.20	14,220.18	18,960.20	13,837.20	-27.0%
50100110	71010	Off Supp	11,046.18	15,000.00	15,000.00	14,551.75	15,000.00	30,000.00	100.0%
50100110	71017	Postage	142,875.44	150,000.00	150,000.00	82,833.56	162,819.91	162,000.00	8.0%
50100110	71024	Janit Supp	2,051.02	4,000.00	4,000.00	1,334.96	4,000.00	4,120.00	3.0%
50100110	71026	Med Supp	488.95	750.00	750.00	.00	750.00	750.00	.0%
50100110	71030	UniformSup	.00	3,200.00	3,200.00	1,137.42	3,200.00	3,600.00	12.5%
50100110	71060	Food	82.67	.00	.00	.00	.00	.00	.0%
50100110	71070	Fuel	5,853.84	11,494.80	11,494.80	2,391.72	8,250.00	8,400.00	-26.9%
50100110	71078	Elect Supp	289.69	.00	.00	.00	.00	.00	.0%
50100110	71080	Maint Supp	6,396.03	10,000.00	10,000.00	682.69	10,000.00	10,300.00	3.0%
50100110	71190	Other Supp	2,112.57	10,000.00	10,000.00	822.25	10,000.00	10,300.00	3.0%
50100110	71310	Natural Gs	12,323.94	8,000.00	8,000.00	6,465.39	12,500.00	12,500.00	56.3%
50100110	71320	Electricity	.00	.00	.00	368.90	.00	.00	.0%
50100110	71330	Water	430.00	100.00	100.00	.00	.00	.00	-100.0%
50100110	71340	Telecom	17,373.22	16,000.00	16,000.00	11,608.28	17,500.00	17,500.00	9.4%
50100110	72130	CO Lcn Veh	15,341.00	.00	.00	.00	15,341.00	.00	.0%
50100110	72510	Land	1,048.09	.00	.00	.00	.00	.00	.0%
50100110	72540	WM CONST	11,593.72	.00	.00	.00	282,212.00	.00	.0%
50100110	72545	WTR CON LE	560,538.03	.00	.00	-50,185.51	53,186.00	.00	.0%
50100110	73196	Pr IEPA Ln	473,305.31	555,465.71	555,465.71	519,437.87	519,437.87	553,209.97	-4%
50100110	73216	GBI Princ	579,000.00	438,110.00	438,110.00	438,110.00	438,110.00	461,270.00	5.3%
50100110	73401	Lease Prin	.00	.00	.00	.00	.00	4,389.30	.0%
50100110	73701	Lease Int	.00	.00	.00	.00	.00	677.42	.0%
50100110	74196	In IEPA Ln	165,894.04	173,902.69	173,902.69	164,204.25	164,204.25	157,567.91	-9.4%





CITY OF BLOOMINGTON, IL
 NEXT YEAR / CURRENT YEAR BUDGET ANALYSIS

PROJECTION: 20164 FY 2016 Master Budget - Level 4

FOR PERIOD 12

ACCOUNTS FOR:

Water Administration	2014 ACTUAL	2015 ORIG BUD	2015 REVISED BUD	2015 ACTUAL	2015 PROJECTION	2016 PROPOSED	PCT CHANGE
50100110 74216 GBI Int 20	18,056.12	12,324.02	12,324.02	12,324.02	12,324.02	7,241.94	-41.2%
50100110 79010 Prop Tx	661.28	.00	.00	692.42	692.42	700.00	.0%
50100110 79990 Othr Exp	9,399.40	10,000.00	10,000.00	49.00	13,190.27	10,000.00	.0%
50100110 89111 To GenAdm	540,356.00	759,573.57	759,573.57	569,680.20	759,573.57	739,193.04	-2.7%
TOTAL Water Administration	-13,139,955.90	-13,979,027.76	-13,979,027.76	-11,428,801.08	-12,393,563.82	-12,600,627.97	-9.9%
TOTAL REVENUE	-16,931,823.64	-17,592,000.00	-17,592,000.00	-13,982,635.65	-16,370,597.41	-16,383,000.00	-6.9%
TOTAL EXPENSE	3,791,867.74	3,612,972.24	3,612,972.24	2,553,834.57	3,977,033.59	3,782,372.03	4.7%
GRAND TOTAL	-13,139,955.90	-13,979,027.76	-13,979,027.76	-11,428,801.08	-12,393,563.82	-12,600,627.97	-9.9%





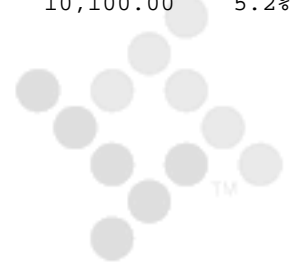
CITY OF BLOOMINGTON, IL
 NEXT YEAR / CURRENT YEAR BUDGET ANALYSIS

PROJECTION: 20164 FY 2016 Master Budget - Level 4

FOR PERIOD 12

ACCOUNTS FOR:

Water Transmission & Distribut			2014 ACTUAL	2015 ORIG BUD	2015 REVISED BUD	2015 ACTUAL	2015 PROJECTION	2016 PROPOSED	PCT CHANGE
50100120	53310	St of IL	-516,865.42	-1,400,000.00	-1,400,000.00	.00	.00	.00	-100.0%
50100120	57114	Equip Sale	.00	-10,000.00	-10,000.00	-7,006.23	-7,000.00	.00	-100.0%
50100120	57320	POwn Contr	.00	.00	.00	-5,180.00	-5,180.00	.00	.0%
50100120	61100	Salary FT	960,437.78	1,079,920.22	1,079,920.22	756,552.77	1,071,659.01	1,063,961.00	-1.5%
50100120	61130	Salary SN	21,437.49	59,000.00	59,000.00	24,343.38	45,651.61	59,000.00	.0%
50100120	61150	Salary OT	97,603.10	50,000.00	50,000.00	58,297.65	75,000.00	85,000.00	70.0%
50100120	62101	Dent Ins	5,344.43	5,907.00	5,907.00	4,216.56	5,286.32	5,972.00	1.1%
50100120	62102	Visn Ins	894.16	1,032.00	1,032.00	754.54	932.88	994.00	-3.7%
50100120	62104	BCBS 400	110,965.75	113,617.00	113,617.00	83,075.28	112,730.70	121,194.00	6.7%
50100120	62106	HAMP-HMO	38,256.90	62,044.00	62,044.00	46,380.97	50,362.72	69,533.00	12.1%
50100120	62110	Grp Lif In	945.43	1,114.00	1,114.00	726.69	869.52	1,058.00	-5.0%
50100120	62115	RHS Contrb	.00	.00	.00	320.08	.00	.00	.0%
50100120	62120	IMRF	167,747.28	174,687.41	174,687.41	133,100.55	181,559.03	167,255.00	-4.3%
50100120	62130	SS Medicare	64,571.51	70,835.92	70,835.92	48,996.31	71,494.76	69,220.00	-2.3%
50100120	62140	Medicare	15,101.45	16,572.66	16,572.66	11,458.93	16,720.62	16,197.00	-2.3%
50100120	62190	Uniforms	.00	.00	.00	.00	.00	3,000.00	.0%
50100120	62191	Prot Wear	5,446.07	6,000.00	6,000.00	3,885.11	6,000.00	3,900.00	-35.0%
50100120	62990	Othr Ben	.00	.00	.00	36,628.03	36,628.03	.00	.0%
50100120	70050	Eng Sv	73,668.31	130,000.00	130,000.00	73,935.06	25,000.00	400,000.00	207.7%
50100120	70220	Oth PT Sv	29,370.49	350,000.00	350,000.00	80,627.17	350,000.00	360,500.00	3.0%
50100120	70510	RepMaint B	8,300.63	10,280.00	10,280.00	46.00	10,280.00	10,588.40	3.0%
50100120	70520	RepMaint V	59,038.14	56,650.00	56,650.00	55,553.75	55,000.00	58,349.50	3.0%
50100120	70530	RepMaint O	.00	5,140.00	5,140.00	.00	5,140.00	5,294.20	3.0%
50100120	70540	RepMt Othr	28,582.48	154,200.00	154,200.00	12,589.45	165,454.88	158,826.00	3.0%
50100120	70550	RepMaint I	773,097.25	1,028,000.00	1,028,000.00	499,509.96	1,141,493.70	1,058,840.00	3.0%
50100120	70590	Oth Repair	49,448.85	100,000.00	100,000.00	18,315.12	100,000.00	103,000.00	3.0%
50100120	70611	PrintBind	14.56	2,056.00	2,056.00	.00	2,056.00	2,117.68	3.0%
50100120	70631	Dues	77.00	1,000.00	1,000.00	.00	1,000.00	1,030.00	3.0%
50100120	70632	Pro Develop	5,390.00	8,200.00	8,200.00	2,190.00	12,495.00	8,446.00	3.0%
50100120	70649	Car Wash	225.53	.00	.00	7.00	7.00	.00	.0%
50100120	70650	Lndfl Fees	182,295.47	250,000.00	250,000.00	80,738.42	250,000.00	257,500.00	3.0%
50100120	70690	Purch Serv	175,861.24	50,000.00	50,000.00	53,373.00	50,000.00	349,542.06	599.1%
50100120	70702	WC Prem	10,577.00	2,757.66	2,757.66	2,068.29	2,757.66	3,739.23	35.6%
50100120	70703	Liab Prem	25,029.00	6,525.77	6,525.77	4,894.29	6,525.77	5,584.99	-14.4%
50100120	70704	Prop Prem	6,147.00	1,602.58	1,602.58	1,201.95	1,602.58	1,658.77	3.5%
50100120	70712	WC Claim	.00	21,915.74	21,915.74	16,436.79	21,915.74	38,383.18	75.1%
50100120	70713	Liab Claim	.00	3,736.45	3,736.45	2,802.33	3,736.45	3,883.12	3.9%
50100120	70714	Prop Claim	.00	3,089.76	3,089.76	2,317.32	3,089.76	3,211.04	3.9%
50100120	70720	Ins Admin	19,137.00	8,083.67	8,083.67	6,062.76	8,083.67	8,415.28	4.1%
50100120	71010	Off Supp	966.99	1,028.00	1,028.00	.00	1,028.00	1,058.84	3.0%
50100120	71024	Janit Supp	1,482.47	5,140.00	5,140.00	2,840.04	5,140.00	5,140.00	.0%
50100120	71026	Med Supp	.00	500.00	500.00	306.45	500.00	500.00	.0%
50100120	71030	UniformSup	.00	9,600.00	9,600.00	8,798.74	9,600.00	10,100.00	5.2%



100



CITY OF BLOOMINGTON, IL
 NEXT YEAR / CURRENT YEAR BUDGET ANALYSIS

PROJECTION: 20164 FY 2016 Master Budget - Level 4

FOR PERIOD 12

ACCOUNTS FOR:

Water Transmission & Distribut	2014 ACTUAL	2015 ORIG BUD	2015 REVISED BUD	2015 ACTUAL	2015 PROJECTION	2016 PROPOSED	PCT CHANGE
50100120 71070 Fuel	56,032.31	63,221.40	63,221.40	31,948.62	54,450.00	55,440.00	-12.3%
50100120 71078 Elect Supp	220.84	25,000.00	25,000.00	88.68	1,000.00	1,000.00	-96.0%
50100120 71080 Maint Supp	45,476.11	77,100.00	77,100.00	14,898.19	77,100.00	79,413.00	3.0%
50100120 71190 Other Supp	136,367.42	128,500.00	128,500.00	70,349.39	128,500.00	130,000.00	1.2%
50100120 71310 Natural Gs	7,885.39	3,000.00	3,000.00	2,741.34	7,500.00	7,500.00	150.0%
50100120 71320 Electricity	272,913.77	300,000.00	300,000.00	189,396.18	300,000.00	300,000.00	.0%
50100120 71340 Telecom	15,404.88	16,000.00	16,000.00	9,805.05	16,000.00	16,000.00	.0%
50100120 71710 Veh Equip	.00	300.00	300.00	.00	300.00	300.00	.0%
50100120 71730 Meters	953.73	.00	.00	.00	.00	.00	.0%
50100120 71735 Valves	35,465.51	100,000.00	100,000.00	8,216.27	100,000.00	103,000.00	3.0%
50100120 71740 Hydrants	266,998.46	200,000.00	200,000.00	64,876.23	200,000.00	200,000.00	.0%
50100120 72130 CO Lcn Veh	79,827.00	.00	.00	.00	66,346.00	.00	.0%
50100120 72140 CO Other	9,817.00	.00	.00	.00	.00	.00	.0%
50100120 72510 Land	.00	425,000.00	425,000.00	.00	425,000.00	500,000.00	17.6%
50100120 72530 St Const	.00	650,000.00	994,816.60	994,816.60	994,816.60	.00	-100.0%
50100120 72540 WM Const	979,927.43	1,515,000.00	1,515,000.00	244,434.57	1,748,256.00	1,100,000.00	-27.4%
50100120 72545 57900 WTR CON LE	.00	1,400,000.00	1,400,000.00	.00	.00	.00	-100.0%
50100120 72620 OCap Imprv	.00	1,200,000.00	1,200,000.00	24,188.94	.00	.00	-100.0%
50100120 73401 Lease Prin	.00	16,636.60	16,636.60	.00	1,648.68	45,014.62	170.6%
50100120 73701 Lease Int	.00	1,595.46	1,595.46	.00	.00	5,564.74	248.8%
TOTAL Water Transmission & D	4,327,885.19	8,561,589.30	8,906,405.90	3,776,924.57	8,015,538.69	7,065,224.65	-20.7%
TOTAL REVENUE	-516,865.42	-1,410,000.00	-1,410,000.00	-12,186.23	-12,180.00	.00	-100.0%
TOTAL EXPENSE	4,844,750.61	9,971,589.30	10,316,405.90	3,789,110.80	8,027,718.69	7,065,224.65	-31.5%
GRAND TOTAL	4,327,885.19	8,561,589.30	8,906,405.90	3,776,924.57	8,015,538.69	7,065,224.65	-20.7%



101




CITY OF BLOOMINGTON, IL
 NEXT YEAR / CURRENT YEAR BUDGET ANALYSIS

PROJECTION: 20164 FY 2016 Master Budget - Level 4

FOR PERIOD 12

ACCOUNTS FOR:

Water Purification			2014 ACTUAL	2015 ORIG BUD	2015 REVISED BUD	2015 ACTUAL	2015 PROJECTION	2016 PROPOSED	PCT CHANGE
50100130	53120	St Grnt	-36,000.00	.00	.00	-45,000.00	.00	.00	.0%
50100130	57114	Equip Sale	-3,950.00	-10,000.00	-10,000.00	-3,973.50	-3,153.50	.00	-100.0%
50100130	57985	Cash StOvr	.19	.00	.00	.00	.00	.00	.0%
50100130	57990	OMisc Rev	-1,875.00	-1,000.00	-1,000.00	-1,675.00	-2,820.00	-1,000.00	.0%
50100130	61100	Salary FT	998,855.74	995,294.44	995,294.44	837,806.12	1,045,838.54	1,053,802.00	5.9%
50100130	61150	Salary OT	106,018.89	100,000.00	100,000.00	94,523.85	107,280.17	110,000.00	10.0%
50100130	61190	Othr Salry	500.00	.00	.00	.00	.00	.00	.0%
50100130	62101	Dent Ins	6,134.51	5,909.00	5,909.00	4,981.43	7,152.88	6,165.00	4.3%
50100130	62102	Visn Ins	1,147.91	1,129.00	1,129.00	1,010.53	1,447.32	1,221.00	8.1%
50100130	62104	BCBS 400	172,803.85	173,596.00	173,596.00	146,439.76	211,379.20	183,993.00	6.0%
50100130	62106	HAMP-HMO	18,923.89	22,717.00	22,717.00	17,748.49	23,891.02	25,459.00	12.1%
50100130	62110	Grp Lif In	1,015.44	1,002.00	1,002.00	782.26	1,032.48	1,002.00	.0%
50100130	62115	RHS Contrb	2,018.82	3,318.00	3,318.00	2,181.50	3,285.00	3,351.00	1.0%
50100130	62120	IMRF	170,703.50	162,987.77	162,987.77	142,630.63	179,148.94	173,181.00	6.3%
50100130	62130	SS Medicre	64,131.40	64,067.66	64,067.66	53,684.70	71,273.47	67,601.00	5.5%
50100130	62140	Medicare	14,998.30	14,988.30	14,988.30	12,555.31	16,668.66	15,816.00	5.5%
50100130	62190	Uniforms	4,081.82	2,500.00	2,500.00	2,079.67	2,500.00	2,500.00	.0%
50100130	62191	Prot Wear	2,007.90	2,500.00	2,500.00	3,600.00	3,600.00	3,600.00	44.0%
50100130	62200	Hlth Fac	150.00	.00	.00	.00	.00	.00	.0%
50100130	62330	LIUNA Pen	724.32	.00	.00	580.68	749.00	749.00	.0%
50100130	70050	Eng Sv	508,124.64	50,000.00	50,000.00	53,833.58	342,625.00	350,000.00	600.0%
50100130	70070	Lab Sv	74,566.69	150,000.00	150,000.00	20,991.72	150,000.00	154,500.00	3.0%
50100130	70220	Oth PT Sv	337,995.50	511,646.00	511,646.00	209,786.90	582,503.07	526,995.38	3.0%
50100130	70410	Janitor Sv	2,384.25	1,500.00	1,500.00	1,396.23	1,500.00	1,545.00	3.0%
50100130	70420	Rentals	16,198.86	.00	.00	27,569.53	21,500.18	20,000.00	.0%
50100130	70510	RepMaint B	.00	15,000.00	15,000.00	8,292.00	15,000.00	15,000.00	.0%
50100130	70520	RepMaint V	14,108.50	19,570.00	19,570.00	4,101.87	12,500.00	20,157.10	3.0%
50100130	70530	RepMaint O	954.00	19,000.00	19,000.00	184.95	19,000.00	19,000.00	.0%
50100130	70540	RepMt Othr	70,001.14	66,820.00	66,820.00	53,813.57	71,915.50	68,824.60	3.0%
50100130	70550	RepMaint I	.00	5,000.00	5,000.00	.00	5,000.00	5,150.00	3.0%
50100130	70590	Oth Repair	26,181.47	65,000.00	65,000.00	19,104.50	73,727.00	66,950.00	3.0%
50100130	70611	PrintBind	.00	.00	.00	180.00	180.00	150.00	.0%
50100130	70631	Dues	1,236.24	4,500.00	4,500.00	1,724.00	4,500.00	4,500.00	.0%
50100130	70632	Pro Develop	12,469.91	10,000.00	10,000.00	3,111.46	12,995.00	10,300.00	3.0%
50100130	70650	Lndfl Fees	5,816.42	250,000.00	250,000.00	9,093.27	250,000.00	257,500.00	3.0%
50100130	70690	Purch Serv	28,032.72	50,000.00	50,000.00	35,715.45	50,093.00	100,000.00	100.0%
50100130	70702	WC Prem	8,918.00	2,607.80	2,607.80	1,955.88	2,607.80	3,714.14	42.4%
50100130	70703	Liab Prem	21,103.00	6,171.12	6,171.12	4,628.34	6,171.12	5,547.51	-10.1%
50100130	70704	Prop Prem	5,182.00	1,515.49	1,515.49	1,136.61	1,515.49	1,647.64	8.7%
50100130	70712	WC Claim	.00	20,724.71	20,724.71	15,543.54	20,724.71	37,972.14	83.2%
50100130	70713	Liab Claim	.00	3,533.39	3,533.39	2,650.05	3,533.39	3,841.54	8.7%
50100130	70714	Prop Claim	.00	2,921.84	2,921.84	2,191.41	2,921.84	3,176.66	8.7%
50100130	70720	Ins Admin	16,135.00	7,644.36	7,644.36	5,733.27	7,644.36	8,358.80	9.3%



102



CITY OF BLOOMINGTON, IL
 NEXT YEAR / CURRENT YEAR BUDGET ANALYSIS

PROJECTION: 20164 FY 2016 Master Budget - Level 4

FOR PERIOD 12

ACCOUNTS FOR:

Water Purification	2014 ACTUAL	2015 ORIG BUD	2015 REVISED BUD	2015 ACTUAL	2015 PROJECTION	2016 PROPOSED	PCT CHANGE
50100130 71010 Off Supp	9,459.86	20,025.00	20,025.00	7,880.76	20,025.00	20,625.75	3.0%
50100130 71015 Copy Supp	.00	500.00	500.00	.00	500.00	500.00	.0%
50100130 71017 Postage	52.77	1,000.00	1,000.00	131.79	1,000.00	1,000.00	.0%
50100130 71024 Janit Supp	10,761.01	10,280.00	10,280.00	7,914.55	10,280.00	11,523.01	12.1%
50100130 71026 Med Supp	.00	250.00	250.00	.00	250.00	250.00	.0%
50100130 71070 Fuel	2,911.85	10,345.32	10,345.32	1,416.63	6,930.00	7,056.00	-31.8%
50100130 71080 Maint Supp	105,885.22	154,200.00	154,200.00	92,855.41	199,772.68	154,200.00	.0%
50100130 71190 Other Supp	113,202.41	102,800.00	102,800.00	81,904.74	110,998.00	105,884.00	3.0%
50100130 71310 Natural Gs	33,932.54	25,000.00	25,000.00	14,153.48	30,000.00	30,000.00	20.0%
50100130 71320 Electricity	399,720.37	520,000.00	520,000.00	246,297.79	400,000.00	420,000.00	-19.2%
50100130 71330 Water	5,093.24	800.00	800.00	253.88	800.00	800.00	.0%
50100130 71340 Telecom	9,615.63	8,000.00	8,000.00	5,404.36	8,500.00	8,500.00	6.3%
50100130 71720 Wtr Chem	662,068.31	825,439.00	825,439.00	503,832.66	981,832.24	841,947.78	2.0%
50100130 71725 CarbonReac	250,000.00	250,000.00	250,000.00	.00	150,000.00	309,466.25	23.8%
50100130 72130 CO Lcn Veh	18,407.00	.00	.00	.00	17,007.00	.00	.0%
50100130 72140 CO Other	54,836.63	.00	.00	.00	.00	.00	.0%
50100130 72590 WtrPt Cnst	17,280.05	4,350,000.00	4,005,183.40	24,565.00	1,900,000.00	3,450,000.00	-13.9%
50100130 73401 Lease Prin	.00	53,513.44	53,513.44	.00	5,303.16	61,329.95	14.6%
50100130 73701 Lease Int	.00	5,131.97	5,131.97	.00	.00	5,018.12	-2.2%
TOTAL Water Purification	4,365,026.71	9,139,448.61	8,794,632.01	2,739,305.61	7,170,628.72	8,760,371.37	-.4%
TOTAL REVENUE	-41,824.81	-11,000.00	-11,000.00	-50,648.50	-5,973.50	-1,000.00	-90.9%
TOTAL EXPENSE	4,406,851.52	9,150,448.61	8,805,632.01	2,789,954.11	7,176,602.22	8,761,371.37	-.5%
GRAND TOTAL	4,365,026.71	9,139,448.61	8,794,632.01	2,739,305.61	7,170,628.72	8,760,371.37	-.4%





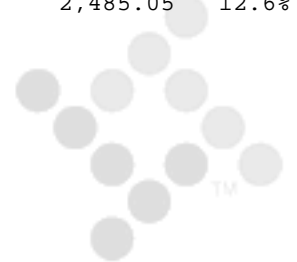
CITY OF BLOOMINGTON, IL
 NEXT YEAR / CURRENT YEAR BUDGET ANALYSIS

PROJECTION: 20164 FY 2016 Master Budget - Level 4

FOR PERIOD 12

ACCOUNTS FOR:

Lake Maintenance			2014 ACTUAL	2015 ORIG BUD	2015 REVISED BUD	2015 ACTUAL	2015 PROJECTION	2016 PROPOSED	PCT CHANGE
50100140	51610	Boat Licns	-36,390.00	-38,000.00	-38,000.00	-30,615.00	-42,387.00	-38,000.00	.0%
50100140	54170	LLTran Fee	-500.00	-1,000.00	-1,000.00	-1,100.00	-1,920.00	-1,000.00	.0%
50100140	54430	Fac Rntl	-20,950.00	-40,000.00	-40,000.00	-36,775.02	-53,665.22	-40,000.00	.0%
50100140	54990	Othr Chgs	.10	.00	.00	1.00	1.00	.00	.0%
50100140	57114	Equip Sale	-10,000.00	.00	.00	.00	.00	.00	.0%
50100140	57590	Lease Inc	-127,041.55	-62,000.00	-62,000.00	-220.00	-74,412.00	-95,250.00	53.6%
50100140	57985	Cash StOvr	-15.00	.00	.00	-.10	-.10	.00	.0%
50100140	57990	OMisc Rev	-28.89	.00	.00	.00	.00	.00	.0%
50100140	61100	Salary FT	181,384.18	179,116.00	179,116.00	139,981.63	187,967.14	188,450.00	5.2%
50100140	61130	Salary SN	58,803.16	115,000.00	115,000.00	43,925.60	89,059.18	135,000.00	17.4%
50100140	61150	Salary OT	18,503.56	50,000.00	50,000.00	11,226.09	20,000.00	55,000.00	10.0%
50100140	62101	Dent Ins	932.04	922.00	922.00	719.16	1,065.22	962.00	4.3%
50100140	62102	Visn Ins	154.59	159.00	159.00	123.82	181.20	161.00	1.3%
50100140	62104	BCBS 400	21,993.68	22,993.00	22,993.00	18,489.79	26,407.43	24,370.00	6.0%
50100140	62106	HAMP-HMO	5,403.85	6,107.00	6,107.00	4,758.98	7,115.68	6,844.00	12.1%
50100140	62110	Grp Lif In	163.08	168.00	168.00	122.31	163.08	168.00	.0%
50100140	62120	IMRF	35,247.29	45,999.00	45,999.00	28,631.96	40,374.39	51,107.00	11.1%
50100140	62130	SS Medicare	15,422.00	20,669.00	20,669.00	11,503.45	18,142.02	22,807.00	10.3%
50100140	62140	Medicare	3,606.91	4,836.00	4,836.00	2,690.41	4,243.00	5,336.00	10.3%
50100140	62150	UnEmpl Ins	406.00	.00	.00	.00	.00	.00	.0%
50100140	62190	Uniforms	892.05	.00	.00	.00	.00	.00	.0%
50100140	62191	Prot Wear	539.45	.00	.00	900.00	900.00	900.00	.0%
50100140	70220	Oth PT Sv	.00	300,000.00	260,000.00	.00	300,000.00	300,000.00	15.4%
50100140	70425	LS Paymnts	2,600.00	1,000.00	1,000.00	.00	.00	.00	-100.0%
50100140	70430	MFD Lease	2,543.76	3,390.08	3,390.08	1,569.50	2,278.49	2,278.49	-32.8%
50100140	70510	RepMaint B	4,579.28	50,000.00	50,000.00	.00	50,000.00	51,500.00	3.0%
50100140	70520	RepMaint V	19,568.60	15,450.00	15,450.00	13,286.72	15,000.00	15,913.50	3.0%
50100140	70530	RepMaint O	725.46	5,000.00	5,000.00	2,624.00	5,000.00	5,150.00	3.0%
50100140	70540	RepMt Othr	5,932.85	7,500.00	7,500.00	924.45	7,500.00	7,725.00	3.0%
50100140	70550	RepMaint I	68.00	51,400.00	51,400.00	.00	51,400.00	52,942.00	3.0%
50100140	70590	Oth Repair	9,303.74	41,120.00	41,120.00	6,619.85	41,120.00	42,353.60	3.0%
50100140	70611	PrintBind	1,315.00	1,000.00	1,000.00	1,725.00	1,000.00	1,000.00	.0%
50100140	70631	Dues	.00	1,000.00	1,000.00	.00	1,000.00	1,000.00	.0%
50100140	70632	Pro Develop	.00	5,000.00	5,000.00	475.00	5,000.00	5,000.00	.0%
50100140	70650	Lndfl Fees	17,260.66	30,000.00	30,000.00	27,368.73	30,000.00	30,900.00	3.0%
50100140	70690	Purch Serv	24,352.39	10,280.00	10,280.00	11,658.79	24,000.00	25,000.00	143.2%
50100140	70702	WC Prem	1,434.00	753.05	753.05	564.75	753.05	1,104.20	46.6%
50100140	70703	Liab Prem	3,393.00	1,782.02	1,782.02	1,336.50	1,782.02	1,649.26	-7.4%
50100140	70704	Prop Prem	833.00	437.62	437.62	328.23	437.62	489.84	11.9%
50100140	70712	WC Claim	.00	5,984.64	5,984.64	4,488.48	5,984.64	11,312.70	89.0%
50100140	70713	Liab Claim	.00	1,020.33	1,020.33	765.27	1,020.33	1,144.48	12.2%
50100140	70714	Prop Claim	.00	843.74	843.74	632.79	843.74	946.39	12.2%
50100140	70720	Ins Admin	2,594.00	2,207.45	2,207.45	1,655.55	2,207.45	2,485.05	12.6%



104



CITY OF BLOOMINGTON, IL
 NEXT YEAR / CURRENT YEAR BUDGET ANALYSIS

PROJECTION: 20164 FY 2016 Master Budget - Level 4

FOR PERIOD 12

ACCOUNTS FOR:

Lake Maintenance			2014 ACTUAL	2015 ORIG BUD	2015 REVISED BUD	2015 ACTUAL	2015 PROJECTION	2016 PROPOSED	PCT CHANGE
50100140	71010	Off Supp	1,695.91	5,500.00	5,500.00	1,485.37	5,500.00	5,500.00	.0%
50100140	71017	Postage	959.00	350.00	350.00	196.00	350.00	1,000.00	185.7%
50100140	71024	Janit Supp	6,440.19	12,336.00	12,336.00	3,735.31	12,336.00	12,336.00	.0%
50100140	71030	UniformSup	.00	2,400.00	2,400.00	.00	2,400.00	3,000.00	25.0%
50100140	71070	Fuel	54,239.99	47,895.00	47,895.00	35,614.89	49,500.00	50,400.00	5.2%
50100140	71080	Maint Supp	14,678.84	15,420.00	15,420.00	9,844.20	15,420.00	15,882.60	3.0%
50100140	71190	Other Supp	16,931.20	10,280.00	10,280.00	14,265.15	21,024.03	17,500.00	70.2%
50100140	71310	Natural Gs	150.61	100.00	100.00	99.88	150.00	150.00	50.0%
50100140	71320	Electricity	11,600.61	8,000.00	8,000.00	5,614.52	13,000.00	13,000.00	62.5%
50100140	71340	Telecom	5,396.81	6,500.00	6,500.00	3,718.81	6,000.00	6,500.00	.0%
50100140	72530	St Const	216,584.68	.00	40,000.00	55,855.26	40,730.27	.00	-100.0%
50100140	73401	Lease Prin	.00	8,796.66	8,796.66	.00	871.75	29,345.68	233.6%
50100140	73701	Lease Int	.00	843.61	843.61	.00	.00	3,798.02	350.2%
50100140	75910	To Oth Gov	.00	5,000.00	5,000.00	.00	.00	.00	-100.0%
TOTAL Lake Maintenance			573,708.08	963,559.20	963,559.20	400,817.08	936,844.41	1,035,161.81	7.4%
TOTAL REVENUE			-194,925.34	-141,000.00	-141,000.00	-68,709.12	-172,383.32	-174,250.00	23.6%
TOTAL EXPENSE			768,633.42	1,104,559.20	1,104,559.20	469,526.20	1,109,227.73	1,209,411.81	9.5%
GRAND TOTAL			573,708.08	963,559.20	963,559.20	400,817.08	936,844.41	1,035,161.81	7.4%





CITY OF BLOOMINGTON, IL
 NEXT YEAR / CURRENT YEAR BUDGET ANALYSIS

PROJECTION: 20164 FY 2016 Master Budget - Level 4

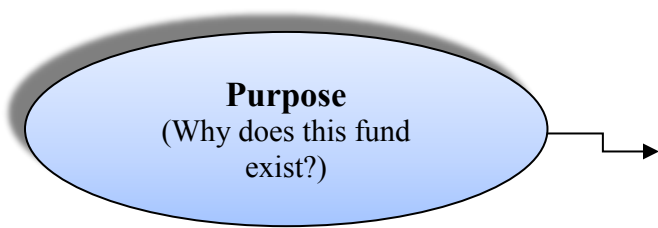
FOR PERIOD 12

ACCOUNTS FOR:

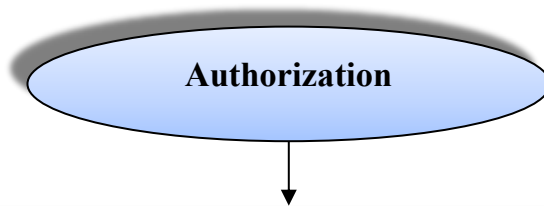
Water Meter Service			2014 ACTUAL	2015 ORIG BUD	2015 REVISED BUD	2015 ACTUAL	2015 PROJECTION	2016 PROPOSED	PCT CHANGE
50100150	57130	Meter Sale	-81,944.00	-125,000.00	-125,000.00	-55,453.00	-85,000.00	-85,000.00	-32.0%
50100150	61100	Salary FT	441,762.19	406,195.00	406,195.00	307,151.52	412,177.04	441,897.00	8.8%
50100150	61150	Salary OT	29,298.51	20,000.00	20,000.00	32,919.82	34,000.00	25,000.00	25.0%
50100150	61190	Othr Salry	7,234.44	.00	.00	.00	.00	.00	.0%
50100150	62101	Dent Ins	2,749.38	2,774.00	2,774.00	2,098.79	2,912.20	3,283.00	18.3%
50100150	62102	Visn Ins	647.87	615.00	615.00	480.75	664.20	681.00	10.7%
50100150	62104	BCBS 400	32,897.51	51,944.00	51,944.00	31,557.18	44,089.53	43,198.00	-16.8%
50100150	62106	HAMP-HMO	17,558.00	16,610.00	16,610.00	14,212.06	19,356.02	37,230.00	124.1%
50100150	62110	Grp Lif In	499.03	446.00	446.00	329.73	411.12	446.00	.0%
50100150	62120	IMRF	74,363.72	63,422.00	63,422.00	52,354.42	67,962.71	69,478.00	9.5%
50100150	62130	SS Medicare	28,789.39	24,786.00	24,786.00	19,983.48	27,185.07	27,112.00	9.4%
50100150	62140	Medicare	6,732.95	5,800.00	5,800.00	4,673.63	6,357.79	6,343.00	9.4%
50100150	62160	Work Comp	.00	.00	.00	-399.63	.00	.00	.0%
50100150	62191	Prot Wear	307.98	.00	.00	822.23	900.00	1,500.00	.0%
50100150	62200	Hlth Fac	300.00	150.00	150.00	.00	.00	.00	-100.0%
50100150	62330	LIUNA Pen	748.80	749.00	749.00	604.80	749.00	749.00	.0%
50100150	70220	Oth PT Sv	8,534.31	25,700.00	25,700.00	2,384.49	25,700.00	26,471.00	3.0%
50100150	70520	RepMaint V	6,795.97	20,600.00	20,600.00	3,440.62	7,000.00	21,218.00	3.0%
50100150	70540	RepMt Othr	1,137.03	5,140.00	5,140.00	218.19	5,140.00	5,294.20	3.0%
50100150	70632	Pro Develp	930.58	2,056.00	2,056.00	281.00	2,056.00	2,117.68	3.0%
50100150	70702	WC Prem	3,551.00	1,002.15	1,002.15	751.59	1,002.15	1,480.64	47.7%
50100150	70703	Liab Prem	8,404.00	2,371.50	2,371.50	1,778.58	2,371.50	2,211.51	-6.7%
50100150	70704	Prop Prem	2,064.00	582.39	582.39	436.77	582.39	656.83	12.8%
50100150	70712	WC Claim	.00	7,964.29	7,964.29	5,973.21	7,964.29	15,132.21	90.0%
50100150	70713	Liab Claim	.00	1,357.85	1,357.85	1,018.35	1,357.85	1,530.89	12.7%
50100150	70714	Prop Claim	.00	1,122.84	1,122.84	842.13	1,122.84	1,265.92	12.7%
50100150	70720	Ins Admin	6,425.00	2,937.65	2,937.65	2,203.20	2,937.65	3,332.22	13.4%
50100150	71010	Off Supp	.00	2,056.00	2,056.00	.00	2,056.00	2,117.68	3.0%
50100150	71024	Janit Supp	.00	200.00	200.00	.00	200.00	206.00	3.0%
50100150	71070	Fuel	11,017.08	12,903.89	12,903.89	6,189.93	12,210.00	12,432.00	-3.7%
50100150	71080	Maint Supp	20,290.66	20,560.00	20,560.00	27,075.61	20,560.00	21,176.80	3.0%
50100150	71190	Other Supp	1,624.75	51,400.00	51,400.00	4,572.31	51,400.00	52,942.00	3.0%
50100150	71730	Meters	1,205,408.77	1,300,000.00	1,300,000.00	563,857.62	1,310,890.94	1,300,000.00	.0%
50100150	73401	Lease Prin	.00	12,518.35	12,518.35	.00	1,240.56	18,289.04	46.1%
50100150	73701	Lease Int	.00	1,200.52	1,200.52	.00	.00	1,782.30	48.5%
TOTAL Water Meter Service			1,838,128.92	1,940,164.43	1,940,164.43	1,032,359.38	1,987,556.85	2,061,573.92	6.3%
TOTAL REVENUE			-81,944.00	-125,000.00	-125,000.00	-55,453.00	-85,000.00	-85,000.00	-32.0%
TOTAL EXPENSE			1,920,072.92	2,065,164.43	2,065,164.43	1,087,812.38	2,072,556.85	2,146,573.92	3.9%
GRAND TOTAL			1,838,128.92	1,940,164.43	1,940,164.43	1,032,359.38	1,987,556.85	2,061,573.92	6.3%

Sanitary Sewer Maintenance Fund

5110



The Sanitary Sewer Maintenance Fund covers construction and reconstruction of City sanitary sewers. It also pays for ongoing maintenance and repairs to the sanitary sewer system infrastructure, including combined sewers. (Combined sewers transport both sanitary sewage and storm water to the sewage treatment plant operated by the Bloomington Normal Water Reclamation District on the west side. The cost of maintaining the combined sewers is shared with the Storm Water Management Fund.) The routine maintenance funded by the Sanitary Sewer Maintenance Fund includes a sewer cleaning program to ensure the steady flow of sewage from its point of origin to the sewage treatment plants. The routine maintenance reduces the chances of a mainline sanitary or combination sewer becoming obstructed with debris, creating backup into basements or overflowing onto the street or into a nearby body of water. The Fund also pays for response to emergency cave-ins.



The City of Bloomington Sanitary Sewer Street Maintenance Fund and its related activities have been codified in Chapter 37 of the City Code.

In calendar years 2012 and 2013, the Streets & Sewers Division of Public Works responded to 26 and 23 sewer cave-ins, respectively. By October in 2014, the Division had 71 cave-ins. Other cave-in responses were contracted to private firms. Sewer cave-ins generally occur when a hole forms in a sewer and the dirt above it begins crumbling into the sewer and washing away. Eventually, a cavity forms above the sewer hole and grows until it reaches the surface. Road base and surface collapse and a hole forms in the road. The cave-ins, commonly called “sinkholes,” typically are discovered when a hole in the street is detected. The unusually harsh winter may have contributed to the number of cave-ins as seen during the winter thaw in 2014. However, the sewer system also is showing its age, and that presents a concern that a high rate of cave-ins may continue.



**FY 2016
Budget & Program
Highlights**


- As with storm water management, sanitary sewer maintenance is a subject of the Master Plan. The plan identified substantial problems. Staff and Council now face the task of deciding how to address the plan’s findings and how to fund improvements. Some of those remedies have begun.
- FY 2016 will see \$750,000 in sewer lining and rehabilitation in the city core for the second consecutive year. This marks a beginning of a Master Plan-driven initiative to rehab sewers in older parts of Bloomington.
- City cost for oversizing the sewer in Grove on Kickapoo Creek Subdivision is estimated at \$520,000.
- Replacement of the Hojo Pump Station Gravity Sewer is estimated at \$1,000,000.



Funding Source

Sewer Fund Charges

The City charges a monthly sanitary sewer rate of \$1.60 per 100 cubic feet of potable water used, as reflected on the monthly water bill, plus a service charge of \$1.50 per month, exclusive of consumption.



What we accomplished in FY 2015

-
- In FY 2015, steps were taken to remedy problems identified in the Sewer Master Plan. As noted above, \$500,000 was paid for main rehabilitation and lining in the core of the city. Another \$624,000 went to east-side sewer rehabilitation. The “Arcadia” project aims to reduce infiltration and inflow of groundwater and stormwater into sanitary sewers. Yet another project is \$400,000 for CCTV camera evaluations that help map the sewer system and detect problems. And \$665,000 went to manhole repairs.
 - Sewer construction along the 500 and 600 blocks of East Jackson Street closed a gap in the system (\$280,000).
 - The Sanitary Sewer Division continued to lower the risk of emergency backups through systematic maintenance. Sanitary sewer lines are rated under the "30-60-90 Program" to determine which lines to clean every 30 days, every 60 and every 90. The data-based Pipeline Association Certification Program (PACP) rating system provides a standardized method for assessing sewer conditions.
-

Revenue & Expenditures

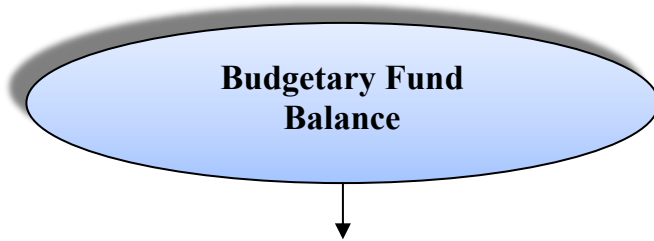
Sanitary Sewer Maintenance	FY 2014 Actual	FY 2015 Approved Budget	FY 2015 Projected	FY 2016 Proposed Budget
Expenditures				
Salaries	\$684,419	\$840,051	\$840,279	\$901,340
Benefits	\$243,453	\$324,238	\$341,386	\$340,741
Contractual	\$1,335,955	\$1,707,133	\$1,533,034	\$1,219,293
Commodities	\$128,398	\$246,985	\$267,645	\$272,693
Capital Expenditures	\$1,539,704	\$2,889,000	\$1,859,816	\$2,270,000
Principal Expense	\$301,539	\$488,457	\$487,806	\$526,491
Interest Expense	\$238,100	\$259,595	\$261,893	\$256,220
Transfer Out	\$147,400	\$261,167	\$261,167	\$217,027
Other Expenditures	-	-	-	\$20,000
Department Total	\$4,618,968	\$7,016,626	\$5,853,026	\$6,023,805
Revenues	\$5,998,183	\$6,487,106	\$5,487,709	\$5,434,614
General Fund Subsidy	-	-	-	-

Performance Measurements

Sanitary Sewer Maintenance	FY 2014 Actual	FY 2015 Approved Budget	FY 2015 Projected	FY 2016 Proposed Budget
Inputs:				
Number of Full Time Employees	13	13	13	13
Department Expenditures	\$4,618,968	\$7,016,626	\$5,853,026	\$6,023,805
Outputs:				
Cave Ins	30	13	65	65
Inflow/Infiltration Repair – The repair points occur when the Street Maintenance Division encounters points of extreme I/I issues that must be repaired	N/A	N/A	N/A	N/A
Repair/Replace manhole	10	23	25	25
Rat Poison Placement – Street Maintenance Division employees place rat poison in sewer systems as complaints arise. (Pounds of rat bait).	50	50	50	50
Sanitary Sewer Overflows	N/A	1	N/A	N/A
Residential Sewer Backups	N/A	N/A	N/A	N/A

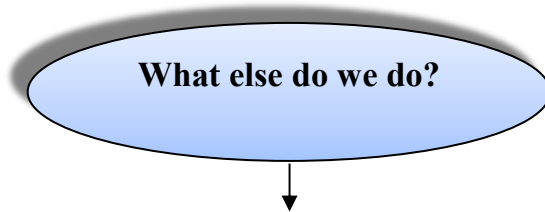
* N/A represents measures that will be tracked in future Fiscal Year

Repairs for combined sewers are charged 50 percent to sanitary and 50 percent to storm sewer.



Sanitary Sewer Maintenance	FY 2014 (audited)	FY 2015 (projected)	FY 2016 (projected)
Budgetary Fund Balance	\$2,479,900	\$2,114,583	\$1,525,392

- Excludes capital assets and long-term liabilities.



-
- The Sanitary Sewer System includes approximately 411 miles of infrastructure. The infrastructure includes approximately 8 miles of abandoned sewers, 88 miles of combined sewers, 294 miles of sanitary sewer, 21 miles of sanitary sewer force mains and 8 sanitary sewer lift stations. The pipes that make up the sanitary sewer system range in size from 8-inch clay pipes to 8-foot diameter brick sewers.
 - Sewer Service Lateral/Mainline Repairs - The Streets & Sewers Division has 27 full-time employees who work in crews of varying sizes dependent upon the daily workload. Typically two three-man crews are assigned to periodically perform this work.
 - Sewer Televising and Sanitary T Location Services – The Streets & Sewers Division uses a camera for televising sewers.
 - Sewer Cleaning – The Streets & Sewers Division operates two sewer-cleaning vehicles. These vehicles require two crew members each. They perform the following daily tasks:
 - Cleaning of approximately 15 miles of problem sewer lines every 15, 30, 60, 90 or 120 days.
 - Clearing obstructions from blocked sewer lines.
 - Water excavating around sensitive utilities such as high-pressure gas mains and fiber optic lines.



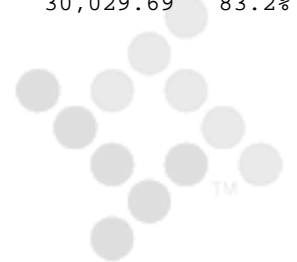
CITY OF BLOOMINGTON, IL
 NEXT YEAR / CURRENT YEAR BUDGET ANALYSIS

PROJECTION: 20164 FY 2016 Master Budget - Level 4

FOR PERIOD 12

ACCOUNTS FOR:

Sewer Operations		2014 ACTUAL	2015 ORIG BUD	2015 REVISED BUD	2015 ACTUAL	2015 PROJECTION	2016 PROPOSED	PCT CHANGE
51101100	53310	St of IL	-487,503.53	-1,000,000.00	-1,000,000.00	.00	.00	-100.0%
51101100	54120	TpOn Fee	-75,608.62	-12,000.00	-12,000.00	-3,331.43	-12,000.00	.0%
51101100	54210	Swr Fee	-5,166,948.47	-5,253,515.00	-5,253,515.00	-3,280,742.26	-5,253,515.00	.0%
51101100	55990	Othr Pnlty	-124,162.12	-136,591.39	-136,591.39	-92,621.04	-136,591.39	.0%
51101100	56010	Ivest Int	.00	.00	.00	-7,487.43	-7,508.00	.0%
51101100	57114	Equip Sale	-20,200.00	.00	.00	-2,175.00	-2,175.00	.0%
51101100	57320	POwn Contr	-123,759.77	-75,000.00	-75,000.00	-22,641.42	-75,000.00	-66.7%
51101100	57421	Loss Recov	.00	.00	.00	-21,986.25	.00	.0%
51101100	57990	OMisc Rev	.00	-10,000.00	-10,000.00	-2,092.19	-920.00	-100.0%
51101100	61100	Salary FT	634,537.50	773,051.13	773,051.13	543,293.25	773,278.69	5.6%
51101100	61130	Salary SN	13,381.92	32,000.00	32,000.00	26,166.29	32,000.00	41.4%
51101100	61150	Salary OT	31,999.84	35,000.00	35,000.00	23,773.77	35,000.00	14.3%
51101100	61190	Othr Salry	4,500.00	.00	.00	.00	.00	.0%
51101100	62101	Dent Ins	2,381.89	2,951.00	2,951.00	2,321.24	3,598.51	4.3%
51101100	62102	Visn Ins	565.01	844.00	844.00	553.91	874.68	1.3%
51101100	62104	BCBS 400	66,226.00	108,388.00	108,388.00	75,328.12	120,513.10	6.0%
51101100	62106	HAMP-HMO	8,823.93	16,610.00	16,610.00	6,254.51	16,162.79	12.1%
51101100	62110	Grp Lif In	669.18	836.00	836.00	529.11	928.44	.0%
51101100	62115	RHS Contrb	1,202.98	1,316.00	1,316.00	880.62	1,277.00	-1.1%
51101100	62120	IMRF	104,575.94	125,006.56	125,006.56	90,741.13	128,120.08	1.9%
51101100	62130	SS Medicare	41,325.00	49,869.90	49,869.90	34,867.70	51,182.39	6.9%
51101100	62140	Medicare	9,664.66	11,667.89	11,667.89	8,154.46	11,969.98	6.9%
51101100	62170	UniformAll	7,200.00	6,000.00	6,000.00	.00	6,000.00	12.5%
51101100	62191	Prot Wear	.00	.00	.00	.00	300.00	.0%
51101100	62330	LIUNA Pen	748.80	749.00	749.00	604.80	749.00	.0%
51101100	62990	Othr Ben	70.00	.00	.00	20.00	10.00	.0%
51101100	70050	Eng Sv	355,192.84	920,306.03	920,306.03	362,594.25	680,325.71	-78.3%
51101100	70220	Oth PT Sv	40,774.96	50,000.00	50,000.00	46,039.07	50,000.00	303.0%
51101100	70420	Rentals	36,674.96	26,736.74	26,736.74	23,101.82	26,736.74	4.7%
51101100	70520	RepMaint V	114,098.05	92,700.00	92,700.00	78,498.93	114,000.00	3.0%
51101100	70530	RepMaint O	.00	9,650.00	9,650.00	6.34	6.34	-100.0%
51101100	70541	RepMaint S	2,779.93	5,000.00	5,000.00	13,444.04	12,000.00	60.0%
51101100	70550	RepMaint I	271,228.87	200,000.00	200,000.00	128,771.13	200,000.00	.0%
51101100	70551	SanSwr Rep	334,290.32	200,000.00	200,000.00	38,634.66	200,000.00	.0%
51101100	70580	Grade Seed	50,000.00	50,000.00	50,000.00	50,000.00	57,124.72	100.0%
51101100	70632	Pro Develp	268.21	5,150.00	5,150.00	70.00	5,150.00	6.8%
51101100	70649	Car Wash	.00	100.00	100.00	.00	.00	-100.0%
51101100	70650	Lndfl Fees	82,546.98	50,000.00	50,000.00	144,129.22	125,000.00	160.0%
51101100	70690	Purch Serv	4,709.42	61,800.00	61,800.00	-107.13	27,000.00	-100.0%
51101100	70702	WC Prem	7,537.00	2,062.84	2,062.84	1,547.10	2,062.84	42.3%
51101100	70703	Liab Prem	17,836.00	4,881.54	4,881.54	3,661.11	4,881.54	-10.2%
51101100	70704	Prop Prem	4,380.00	1,198.79	1,198.79	899.10	1,198.79	8.7%
51101100	70712	WC Claim	.00	16,393.85	16,393.85	12,295.35	16,393.85	83.2%



12



CITY OF BLOOMINGTON, IL
 NEXT YEAR / CURRENT YEAR BUDGET ANALYSIS

PROJECTION: 20164 FY 2016 Master Budget - Level 4

FOR PERIOD 12

ACCOUNTS FOR:


Sewer Operations			2014 ACTUAL	2015 ORIG BUD	2015 REVISED BUD	2015 ACTUAL	2015 PROJECTION	2016 PROPOSED	PCT CHANGE
51101100	70713	Liab Claim	.00	2,795.02	2,795.02	2,096.28	2,795.02	3,038.02	8.7%
51101100	70714	Prop Claim	.00	2,311.26	2,311.26	1,733.49	2,311.26	2,512.21	8.7%
51101100	70720	Ins Admin	13,637.00	6,046.91	6,046.91	4,535.19	6,046.91	6,607.97	9.3%
51101100	71070	Fuel	55,228.01	57,474.00	57,474.00	29,064.95	52,800.00	53,760.00	-6.5%
51101100	71080	Maint Supp	3,941.56	22,654.85	22,654.85	2,871.22	22,654.85	23,334.50	3.0%
51101100	71081	Concrete	.00	.00	.00	4,734.55	.00	.00	.0%
51101100	71084	Agg RkSnd	.00	11,355.75	11,355.75	21,673.82	25,000.00	26,000.00	129.0%
51101100	71121	Swr Matr1	5,361.65	6,000.00	6,000.00	693.74	6,000.00	6,180.00	3.0%
51101100	71122	MH Cast	5,449.58	10,000.00	10,000.00	14,387.08	10,000.00	10,300.00	3.0%
51101100	71123	MH Comp	8,407.06	15,000.00	15,000.00	3,880.07	15,000.00	15,450.00	3.0%
51101100	71124	Swr Pipe	13,152.77	33,310.20	33,310.20	33,257.65	45,000.00	46,350.00	39.1%
51101100	71125	LS Supp	5,671.10	20,099.42	20,099.42	11,477.77	20,099.42	20,099.42	.0%
51101100	71126	LS PumpRp	1,730.66	28,389.89	28,389.89	241.32	28,389.89	28,389.89	.0%
51101100	71127	ShorngSupp	.00	8,942.46	8,942.46	3,509.30	8,942.46	8,942.46	.0%
51101100	71190	Other Supp	.00	.00	.00	1,182.59	.00	.00	.0%
51101100	71320	Electricity	28,532.84	28,325.00	28,325.00	20,699.92	28,325.00	28,325.00	.0%
51101100	71330	Water	922.20	1,133.00	1,133.00	700.65	1,133.00	1,133.00	.0%
51101100	71340	Telecom	.00	4,300.00	4,300.00	.00	4,300.00	4,429.00	3.0%
51101100	72140	CO Other	9,650.00	.00	.00	.00	.00	.00	.0%
51101100	72550	SM Const	1,304,858.82	1,889,000.00	1,889,000.00	1,244,000.00	1,859,816.00	2,270,000.00	20.2%
51101100	72555	SWR CON LE	225,195.53	.00	67,370.13	-.25	.00	.00	-100.0%
51101100	72555	57900 SWR CON LE	.00	1,000,000.00	1,000,000.00	.00	.00	.00	-100.0%
51101100	73196	Pr IEPA Ln	116,538.58	203,974.09	203,974.09	105,668.35	203,974.09	212,227.29	4.0%
51101100	73213	Pr 07 Bond	185,000.00	190,000.00	190,000.00	190,000.00	190,000.00	200,000.00	5.3%
51101100	73401	Lease Prin	.00	94,483.33	94,483.33	78,702.65	93,832.66	114,263.63	20.9%
51101100	73701	Lease Int	.00	5,760.83	5,760.83	6,207.44	8,059.45	9,191.77	59.6%
51101100	74196	In IEPA Ln	.00	23,702.51	23,702.51	13,037.48	23,702.51	25,184.38	6.3%
51101100	74213	In 07 Bond	238,100.03	230,131.26	230,131.26	230,131.28	230,131.26	221,843.76	-3.6%
51101100	79980	SpProg Exp	.00	.00	.00	.00	.00	20,000.00	.0%
51101100	89111	To GenAdm	147,400.00	261,167.30	261,167.30	195,875.46	261,167.30	217,027.11	-16.9%
TOTAL Sewer Operations			-1,379,214.93	529,519.96	596,890.09	504,358.88	365,316.88	589,190.95	-1.3%
TOTAL REVENUE			-5,998,182.51	-6,487,106.39	-6,487,106.39	-3,433,077.02	-5,487,709.39	-5,434,614.39	-16.2%
TOTAL EXPENSE			4,618,967.58	7,016,626.35	7,083,996.48	3,937,435.90	5,853,026.27	6,023,805.34	-15.0%
GRAND TOTAL			-1,379,214.93	529,519.96	596,890.09	504,358.88	365,316.88	589,190.95	-1.3%



113

Storm Water Management Fund

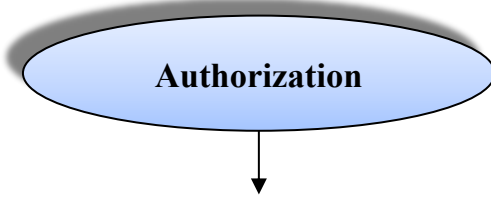
5310



Storm water management encompasses erosion control, streams, detention basins, drainage channels and land use planning, as well as storm sewers and combined sewers. Funding for most storm water maintenance and repair projects comes from the Storm Water Management Fund. (Funding for repairs and replacement of combined sewers comes from both the Storm Water Management Fund and the Sanitary Sewer Maintenance Fund).

The Storm Water Management Fund provides the funding that enables the Engineering Division and the Streets & Sewers Division of Public Works to manage the urban runoff and maintain the City's infrastructure in compliance with the Clean Water Act. Effective Storm Water Management includes:

- Keeping lakes and streams clean
- Maintaining waterways to minimize erosion and damage to adjacent property
- Maintaining detention basins to reduce flooding and filter out pollution



The City of Bloomington Storm Water Management Fund and its related activities have been codified in Chapter 37 of the City Code.



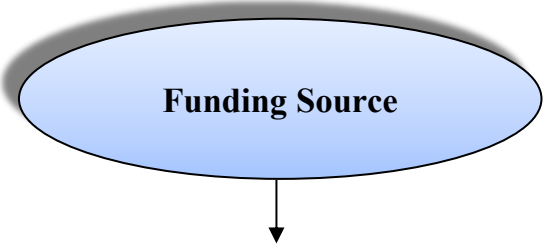
Continued residential development in a neighborhood east of Hershey Road caused a stormwater stream to be redirected. The stream eventually was running atop an exposed sanitary sewer. In summer 2014, Public Works relocated the portion of sewer away from the stream. It then installed stone “riffles” in the stream. Riffles slow down the speed of water, thereby allowing for sediment to drop and reducing erosion of the banks.

**FY 2016
Budget & Program
Highlights**

The City of Bloomington established a Storm Water service charge in 2004 and have never been increased. As costs and needs climb, the City increasingly is unable to enact maintenance and repairs. The Council did fund master plans for sewer and storm water. This gives the City a comprehensive picture of needs. A partial list follows:

- \$4.7 million in long-term spending on pond inspection and maintenance.
- \$1.1 million in for a floodplain/floodway encroachment program.
- \$2.2 million in urban channel retrofits.
- \$5.6 million for stream bank stabilization.
- \$6.2 million for regional detention facilities.

None of these projects can be undertaken with the current revenue. The recommended next step is a rate study and an assessment of priorities.

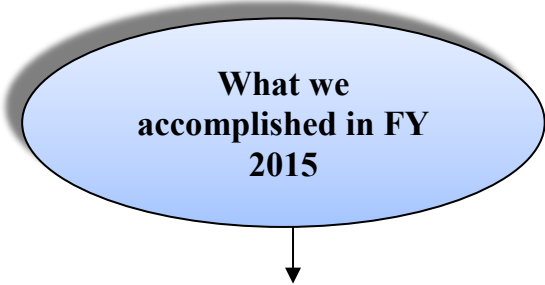


The monthly Storm Water service charge on the water bill is based on the following criteria:

- **Single-family and duplex based on Parcel Size**
 - Small:** ≤ 7,000 square feet \$2.90
 - Medium:** > 7,000 and ≤ 12,000 square feet \$4.35
 - Large:** > 12,000 square feet \$7.25
- **Property other than single-family/duplex based on Impervious Area**
 - Small:** ≤ 4,000 square feet \$5.80 (Basis: A flat rate based on the average 4 IAUs times \$1.45 per IAU per month)
 - Large:** Actual Impervious Area is measured and rounded up to nearest 1,000 SF /1,000 x \$1.45 per IAU per month.

The typical residential monthly bill would be \$4.35 for Storm Water and \$12.70 for Sewer based on 5,200 gallons of water used.

Impervious Area Unit (IAU): One thousand (1,000) square feet of impervious area equals one IAU.



Phase II of the Locust-Colton CSO Elimination project got underway in FY 2015 and is proposed to continue in FY 2017. The \$4 million project may be financed through a low-interest state loan. Combined Sewer Overflows are designed to prevent flooding. When combined sewers – sewers that convey both wastewater and storm water – near their capacity,



the waters flows untreated into streams to prevent backups into buildings. These are Combined Sewer Overflows. CSOs must be eliminated under federal law. The need for CSOs is being reduced in Bloomington by building a separate sewer for wastewater and converting the combined sewer into a storm water sewer. Other infrastructure improvements are being improved at the same time. Nearly a quarter of Locust-Colton Phase IIs funding come from the Water Department for a new water line. For the sewer portion of the project, loan repayment is divided between the Storm Water Management Fund and the Sanitary Sewer Maintenance Fund. The project area includes parts of Washington, Grove, Mercer, Moore and Warner streets.

Revenue & Expenditures

Storm Water Management	FY 2014 Actual	FY 2015 Approved Budget	FY 2015 Projected	FY 2016 Proposed Budget
Expenditures				
Salaries	\$500,312	\$579,063	\$605,355	\$627,842
Benefits	\$223,426	\$266,208	\$275,075	\$272,604
Contractual	\$1,120,158	\$1,240,576	\$1,288,016	\$628,086
Commodities	\$45,425	\$82,629	\$101,613	\$103,483
Capital Expenditures	\$509,318	\$1,000,000	\$67,790	-
Principal Expense	\$587,142	\$721,455	\$677,495	\$741,453
Interest Expense	\$244,281	\$256,702	\$244,969	\$241,448
Other	-	-	-	\$20,000
Transfer Out	\$91,779	\$206,885	\$206,885	\$156,080
Department Total	\$3,321,841	\$4,353,518	\$3,467,198	\$2,790,996
Revenues				
	\$3,746,849	\$3,946,463	\$2,971,875	\$3,025,038
General Fund Subsidy	\$205,566	-	-	-

Performance Measurements

Storm Water Management	FY 2014 Actual	FY 2015 Approved Budget	FY 2015 Projected	FY 2016 Proposed Budget
Inputs:				
Number of Full Time Employees	9	9	9	9
Department Expenditures	\$3,321,841	\$4,353,518	\$3,467,198	\$2,790,996
Outputs:				
Miles of Storm Sewers Maintained	240	240	240	240
Number of Storm Sewer Repairs		89	20	20
Miles of Combination Sewers	88	88	88	88
Miles of Streams owned by City	10	10	10	10
Detention Structures Maintained	N/A	N/A	N/A	N/A
Detention Structures Repaired	N/A	N/A	N/A	N/A
Average number of total Storm Water Fund full time employees per 1,000 residents	N/A	N/A	N/A	N/A
Storm Water Fund expenditures per capita	N/A	N/A	N/A	N/A
Department expenditures per capita	N/A	N/A	N/A	N/A

* N/A represents measures that will be tracked in future Fiscal Years

Budgetary Fund Balance



Storm Water Management	FY 2014 (audited)	FY 2015 (projected)	FY 2016 (projected)
Budgetary Fund Balance	\$722,034	\$226,711	\$460,753

What else do we do?



-
- **Storm Water System** - This fund pays for ongoing maintenance and repairs to approximately:
 - 240 miles of storm sewers.
 - 88 miles of combination sewers (costs shared with Sewer Fund).
 - 10 miles of streams owned by the City of Bloomington.
 - 73 public detention basins.

 - **Street Sweeping Operations** - This fund also supports the City's street sweeping operations, which are managed by the Solid Waste Division.
 - Residential and other roads are swept 12 times per year.
 - The downtown area is swept twice per week from April to November for a total of 75 times per year.

 - **Storm Sewer Inlet, Mainline and Manhole Repairs** - The Streets & Sewers Division typically has two three-man crews assigned to periodically perform this work.

 - **Storm Water Cleaning** – The Streets and Sewers Division operates two sewer-cleaning vehicles with two-person crews. Crews perform the following daily tasks:
 - Cleaning of approximately 15 miles of problem sewer lines every 15, 30, 60, 90 or 120 days. Sewers ratings determine the maintenance schedule of each sewer.
 - Clearing obstructions from blocked sewer lines.
 - Water excavating around sensitive utilities such as high-pressure gas mains and fiber optic lines.
-



CITY OF BLOOMINGTON, IL
 NEXT YEAR / CURRENT YEAR BUDGET ANALYSIS

PROJECTION: 20164 FY 2016 Master Budget - Level 4

FOR PERIOD 12

ACCOUNTS FOR:

			2014	2015	2015	2015	2015	2015	2016	PCT
Storm Water Operations			ACTUAL	ORIG BUD	REVISED BUD	ACTUAL	PROJECTION	PROPOSED	CHANGE	
53103100	52110	ErsnCt Pmt	-6,260.00	-15,450.00	-15,450.00	-3,980.00	-5,688.00	-5,688.00	-5,688.00	-63.2%
53103100	53310	St of IL	-487,503.52	-1,000,000.00	-1,000,000.00	-9.28	-9.28	.00	.00	-100.0%
53103100	54220	StmWtr Fee	-2,970,468.61	-2,819,213.00	-2,819,213.00	-1,809,563.61	-2,900,000.00	-2,903,789.39	-2,903,789.39	3.0%
53103100	55990	Othr Pnlty	-45,430.45	-50,000.00	-50,000.00	-30,737.01	-45,000.00	-50,000.00	-50,000.00	.0%
53103100	56010	Ivest Int	.00	.00	.00	-1,789.62	-1,907.00	-1,907.00	-1,907.00	.0%
53103100	57320	POwn Contr	-31,620.00	-61,800.00	-61,800.00	-10,560.00	-18,144.00	-63,654.00	-63,654.00	3.0%
53103100	57990	OMisc Rev	.00	.00	.00	-1,126.43	-1,126.43	.00	.00	.0%
53103100	61100	Salary FT	470,477.81	534,062.15	534,062.15	414,997.53	555,624.66	562,582.00	562,582.00	5.3%
53103100	61130	Salary SN	.00	32,000.00	32,000.00	156.00	32,000.00	45,260.00	45,260.00	41.4%
53103100	61150	Salary OT	26,334.06	13,000.00	13,000.00	15,725.98	17,730.49	20,000.00	20,000.00	53.8%
53103100	61190	Othr Salry	3,500.00	.00	.00	.00	.00	.00	.00	.0%
53103100	62101	Dent Ins	3,503.74	4,253.00	4,253.00	2,910.40	4,699.96	4,437.00	4,437.00	4.3%
53103100	62102	Visn Ins	691.50	832.00	832.00	630.03	954.96	841.00	841.00	1.1%
53103100	62104	BCBS 400	71,509.55	98,659.00	98,659.00	61,912.92	99,487.08	98,253.00	98,253.00	-.4%
53103100	62106	HAMP-HMO	26,971.61	28,299.00	28,299.00	25,466.41	32,117.59	31,715.00	31,715.00	12.1%
53103100	62110	Grp Lif In	539.42	597.00	597.00	437.26	607.44	599.00	599.00	.3%
53103100	62115	RHS Contrb	693.03	706.00	706.00	.00	.00	.00	.00	-100.0%
53103100	62120	IMRF	77,383.76	86,168.90	86,168.90	66,522.41	87,312.53	86,692.00	86,692.00	.6%
53103100	62130	SS Medicare	28,688.37	33,587.29	33,587.29	24,361.71	36,176.31	36,159.00	36,159.00	7.7%
53103100	62140	Medicare	6,709.36	7,857.26	7,857.26	5,697.27	8,460.50	8,459.00	8,459.00	7.7%
53103100	62170	UniformAll	5,956.81	4,500.00	4,500.00	.00	4,500.00	4,500.00	4,500.00	.0%
53103100	62330	LIUNA Pen	748.80	749.00	749.00	452.16	749.00	749.00	749.00	.0%
53103100	62990	Othr Ben	30.00	.00	.00	20.00	10.00	200.00	200.00	.0%
53103100	70050	Eng Sv	88,050.00	55,000.00	55,000.00	6,594.25	.00	25,000.00	25,000.00	-54.5%
53103100	70220	Oth PT Sv	35,982.08	95,495.10	95,495.10	38,485.00	50,000.00	25,000.00	25,000.00	-73.8%
53103100	70420	Rentals	36,059.48	36,000.00	36,000.00	23,101.81	36,000.00	37,080.00	37,080.00	3.0%
53103100	70520	RepMaint V	117,142.17	82,400.00	82,400.00	70,168.56	115,000.00	84,872.00	84,872.00	3.0%
53103100	70530	RepMaint O	.00	3,000.00	3,000.00	.00	.00	.00	.00	-100.0%
53103100	70541	RepMaint S	222.92	3,577.19	3,577.19	838.59	3,577.19	3,684.51	3,684.51	3.0%
53103100	70550	RepMaint I	345,863.97	200,000.00	200,000.00	181,827.24	199,970.53	100,000.00	100,000.00	-50.0%
53103100	70552	StmSwr Rep	263,546.84	250,000.00	250,000.00	136,847.90	250,000.00	100,000.00	100,000.00	-60.0%
53103100	70553	NPDES Prmt	21,000.00	21,630.00	21,630.00	21,014.10	21,014.10	22,278.90	22,278.90	3.0%
53103100	70554	Sump Pump	100,000.00	.00	.00	.00	.00	.00	.00	.0%
53103100	70555	Drain Impr	.00	250,000.00	250,000.00	.00	250,000.00	.00	.00	-100.0%
53103100	70556	DrainBasin	.00	100,000.00	100,000.00	.00	100,000.00	.00	.00	-100.0%
53103100	70580	Grade Seed	50,000.00	50,000.00	50,000.00	50,000.00	50,000.00	25,000.00	25,000.00	-50.0%
53103100	70611	PrintBind	.00	3,000.00	3,000.00	.00	.00	3,000.00	3,000.00	.0%
53103100	70631	Dues	.00	200.00	200.00	.00	180.00	200.00	200.00	.0%
53103100	70632	Pro Develop	4,875.45	5,650.00	5,650.00	238.35	5,650.00	5,650.00	5,650.00	.0%
53103100	70650	Lndfl Fees	21,097.03	30,000.00	30,000.00	135,685.18	155,000.00	161,200.00	161,200.00	437.3%
53103100	70690	Purch Serv	.00	30,000.00	30,000.00	2,644.58	27,000.00	.00	.00	-100.0%
53103100	70702	WC Prem	6,309.00	1,423.23	1,423.23	1,067.40	1,423.23	2,032.74	2,032.74	42.8%
53103100	70703	Liab Prem	14,929.00	3,367.94	3,367.94	2,525.94	3,367.94	3,036.14	3,036.14	-9.9%



**CITY OF BLOOMINGTON, IL
 NEXT YEAR / CURRENT YEAR BUDGET ANALYSIS**
PROJECTION: 20164 FY 2016 Master Budget - Level 4
FOR PERIOD 12
ACCOUNTS FOR:

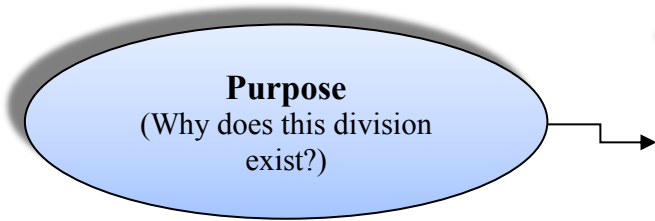
			2014	2015	2015	2015	2015	2016	PCT
			ACTUAL	ORIG BUD	REVISED BUD	ACTUAL	PROJECTION	PROPOSED	CHANGE
Storm Water Operations									
53103100	70704	Prop Prem	3,666.00	827.09	827.09	620.28	827.09	901.75	9.0%
53103100	70712	WC Claim	.00	11,310.69	11,310.69	8,483.04	11,310.69	20,741.95	83.4%
53103100	70713	Liab Claim	.00	1,928.38	1,928.38	1,446.30	1,928.38	2,098.41	8.8%
53103100	70714	Prop Claim	.00	1,594.62	1,594.62	1,196.01	1,594.62	1,735.22	8.8%
53103100	70720	Ins Admin	11,414.00	4,171.98	4,171.98	3,128.94	4,171.98	4,574.75	9.7%
53103100	71017	Postage	.00	8,500.00	8,500.00	.00	8,500.00	8,755.00	3.0%
53103100	71070	Fuel	38,045.18	38,316.00	38,316.00	25,019.67	36,300.00	36,960.00	-3.5%
53103100	71080	Maint Supp	.00	.00	.00	1,060.52	.00	.00	.0%
53103100	71081	Concrete	.00	.00	.00	6,233.63	.00	.00	.0%
53103100	71084	Agg RkSnd	.00	10,000.00	10,000.00	19,054.96	25,000.00	25,000.00	150.0%
53103100	71121	Sewer Repr	3,777.00	4,000.00	4,000.00	144.00	4,000.00	4,120.00	3.0%
53103100	71122	MH Cast	702.45	5,000.00	5,000.00	8,571.00	9,000.00	9,270.00	85.4%
53103100	71123	MH Comp	2,560.02	5,000.00	5,000.00	7,498.12	7,000.00	7,210.00	44.2%
53103100	71124	Swr Pipe	291.00	5,000.00	5,000.00	697.33	5,000.00	5,150.00	3.0%
53103100	71127	ShorngSupp	48.96	6,813.45	6,813.45	3,290.00	6,813.45	7,017.85	3.0%
53103100	72550	SM Const	284,122.26	.00	.00	.00	.00	.00	.0%
53103100	72555	SWR CON LE	225,195.55	.00	67,370.13	.25	67,789.57	.00	-100.0%
53103100	72555	57900 SWR CON LE	.00	1,000,000.00	1,000,000.00	.00	.00	.00	-100.0%
53103100	73196	Pr IEPA Ln	587,142.33	696,634.43	696,634.43	649,311.68	649,311.68	712,743.21	2.3%
53103100	73401	Lease Prin	.00	24,820.20	24,820.20	23,639.07	28,183.52	28,709.36	15.7%
53103100	73701	Lease Int	.00	1,513.33	1,513.33	1,864.48	2,420.73	1,894.89	25.2%
53103100	74196	In IEPA Ln	244,281.17	255,188.58	255,188.58	242,548.36	242,548.35	239,553.38	-6.1%
53103100	79980	SpProg Exp	.00	.00	.00	.00	.00	20,000.00	.0%
53103100	85100	Fm General	-205,566.00	.00	.00	.00	.00	.00	.0%
53103100	89111	To GenAdm	91,779.00	206,884.73	206,884.73	155,163.51	206,884.73	156,080.22	-24.6%
TOTAL Storm Water Operations			-425,007.90	407,054.54	474,424.67	591,534.18	495,323.59	-234,042.11	-149.3%
TOTAL REVENUE			-3,746,848.58	-3,946,463.00	-3,946,463.00	-1,857,765.95	-2,971,874.71	-3,025,038.39	-23.3%
TOTAL EXPENSE			3,321,840.68	4,353,517.54	4,420,887.67	2,449,300.13	3,467,198.30	2,790,996.28	-36.9%
GRAND TOTAL			-425,007.90	407,054.54	474,424.67	591,534.18	495,323.59	-234,042.11	-149.3%



120

Solid Waste

5440



The Solid Waste Division provides the collection of household trash, brush, recyclables and bulk waste items. It operates a drop-off facility for resident disposal of appliances, other bulk waste and grass. The Division clears brush, weeds and tree limbs from alleys and cleans alleys Downtown and elsewhere. It repairs gravel alleys. Solid Waste also sweeps streets and cleans medians. The Division collaborates with Streets & Sewers on most snow and ice removal tasks.



Bloomington’s recycling effort has been a monumental success. It has climbed from 42 percent participation to 76 percent in a few short years. This past year, tonnage continued to rise. One possible reason for the latest increase may be the new refuse fee which could incentivize more recycling.

Recycling Tonnage

	2013	2014
March	337	417
April	403	423
May	425	436
June	372	427
July	387	414
August	361	387
Total	2,285	2,504

**FY 2016
Budget & Program
Highlights**

A new variable rate structure enacted by the City Council on December 9, 2013, was intended to produce a fairer method to charge for solid waste while not becoming overly burdensome to those of moderate and low income. It also aimed to make the Solid Waste Enterprise Fund self-supporting by FY 2015 or FY 2016 to eliminate the General Fund subsidy. However, the changes which took effect on May 1, 2014, brought with them unknowns in terms of revenue. The major questions involved how Bloomington residents would respond to the choice of 35, 65, or 95-gallon carts with associated refuse fees of \$16, \$18 and \$20 per month, respectively. Early in the ordering period, the residents were choosing the smaller carts versus the initial assessment that projected more citizens choosing the larger carts. The actual cart ratio has reduced the amount of revenue that was projected to be gained through the new fee structure.



Currently there is a task force that includes the Assistant City Manager, Director of Public Works, a member of the Finance Department and Union Representatives from the Solid Waste Department. This task force is working to improve the balance between services provided and fiscal stability of the fund. The task force hopes to continue to work with citizens and the City Council to find the best option that will positively impact Fiscal Year 2016.

Size of cart	Predicted in rate study	Actual
35 gallon refuse cart	2,000 (8%)	5,588 (23%)
65 gallon refuse cart	8,000 (32%)	6,099 (26%)
95 gallon refuse cart	15,000 (60%)	12,131(51%)
TOTAL	25,000	23,818

**What we
accomplished
in FY 2015**



The department completed the integration of automated garbage collection working with the City Council to resolve important logistical questions. The changes began at the end of FY 2014 but continued into FY 2015. Some of the challenges are listed below:

- Rates which took effect the first day of the fiscal year.
- Garbage cart distribution that was achieved in partnership with supplier Rehrig Pacific.
- Public information campaign performed primarily by staff.
- Optional cart-sharing program enacted by the Council to improve logistics for City workers and Bloomington landlords.
- Apartment services - The Council imposed a limit of 6 units or fewer. This removed logistical difficulties of major complexes and turned that work over to private companies that have trucks designed to collect from Dumpsters. At the same time it left intact the services for small apartment complexes and converted houses.

The City renewed its landfill contract for up to seven years.

The Council took steps to investigate better Household Hazardous Waste service.

**Revenue &
Expenditures**



Solid Waste	FY 2014 Actual	FY 2015 Approved Budget	FY 2015 Projected	FY 2016 Proposed
Expenditures				
Salaries	\$2,645,761	\$2,571,831	\$2,692,571	\$2,769,170
Benefits	\$1,017,048	\$1,036,954	\$1,146,514	\$1,127,274
Contractual	\$1,910,006	\$2,308,763	\$2,317,254	\$2,534,469
Commodities	\$305,372	\$374,471	\$354,511	\$361,714
Principal Expense	\$997,741	\$1,034,381	\$1,096,409	\$1,268,160
Interest Expense	\$76,067	\$53,638	\$55,902	\$55,422
Transfer Out	\$239,922	\$302,452	\$302,451	\$337,920
Department Total	\$7,191,917	\$7,682,490	\$7,965,612	\$8,454,129
Revenues				
	\$6,446,148	\$7,308,000	\$6,742,795	\$7,513,093
General Fund Subsidy(included in revenues)	\$1,304,000	\$1,159,000	\$1,197,400	\$1,495,913

Budgetary Fund Balance



Solid Waste	FY 2014 (audited)	FY 2015 (projected)	FY 2016 (projected)
Budgetary Fund Balance	(\$399,813)	(\$1,622,630)	(\$2,563,665)

- Excludes capital assets and long-term liabilities.

Performance Measurements



Solid Waste	FY 2014 Actual	FY 2015 Approved Budget	FY 2015 Projected	FY 2016 Proposed Budget
Inputs:				
Number of Full Time Employees	40	40	40	40
Department Expenditures	\$7,191,917	\$7,682,490	\$7,965,612	\$8,454,129
Outputs:				
Waste Collected in Tons				
Bulk	5,592	5,978.17	5,978	6,157
Brush	24,100	27,000	27,000	27,810
Recycle	4,708	5141.91	5,142	5,296
Leaves (in Yards)	7,500	7,500	7,500	7,725
Garbage	17,089	18,788.54	18,789	19,353



Challenges

The McLean County Landfill is scheduled to close in 2017 leaving some uncertainty as to long-term future disposal. The landfill owner, Republic Services, also owns the landfill at Pontiac. Economic and logistical dynamics for local disposal of solid waste will change but in ways not yet made clear.

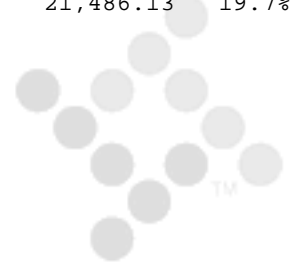


Key Services Provided

- **Household Trash** – The refuse section serves approximately 25,000 customers. This includes residents of mobile home parks and apartment complexes with 6 units or less, unless property owners/landlords opt out of the program.
 - **Recycle** – Single-stream recycling is provided curbside to all customers every other week. The automated system replaced use of manually loaded bins. We also provide specialized pickup at schools and Illinois Wesleyan University fraternities and sororities. We work with the administration and Council toward the goal of full access to recycling for all residents. The materials are taken to Midwest Fiber, which sells the commodities and rebates some of the sales revenue back to the City. Markets and, therefore, revenue back to the City fluctuates and sometimes drops to negative revenue.
 - **Bulk Waste** – Bulk waste is collected at curbside weekly. No added cost is assessed for bulk requiring one bucket-load or less. For bulk waste requiring more than one bucket, the user is assessed a charge.
 - **Leaf Collection** - Crews use leaf vacuums and bulk loaders to collect leaves.
 - **Street sweeping** – Each street is swept every three weeks during above-freezing weather.
 - **Brush** - Throughout the year, brush is collected weekly from residences. Brush, or yard waste, includes both trees and bushes that have been cut or trimmed by the resident or owner of the residential property. Garden trimmings (flower/plant/fruit and vegetable trimmings) also are accepted. The City contracts with a vendor to take the brush.
 - **Drop-Off Facility** - The City operates a drop-off facility for Bloomington residents to bring their brush, bulk waste, leaves, grass, and thatch clippings. Appliances and empty propane tanks (valves must be removed) also are accepted. This facility operates at 402 S. East St. (corner of East and Jackson) under state permit.
-

**CITY OF BLOOMINGTON, IL
 NEXT YEAR / CURRENT YEAR BUDGET ANALYSIS**
PROJECTION: 20164 FY 2016 Master Budget - Level 4
FOR PERIOD 12
ACCOUNTS FOR:

			2014	2015	2015	2015	2015	2016	PCT
Solid Waste Operations			ACTUAL	ORIG BUD	REVISED BUD	ACTUAL	PROJECTION	PROPOSED	CHANGE
54404400	54321	Bkt Chg	-32,580.58	-30,000.00	-30,000.00	-37,865.22	-26,700.00	-26,700.00	-11.0%
54404400	54325	Refs Fee	-4,937,685.83	-5,906,000.00	-5,906,000.00	-3,509,557.34	-5,321,952.00	-5,851,716.00	-.9%
54404400	54328	Rcycl Cart	-1,680.81	-200.00	-200.00	-6,078.59	-3,979.14	.00	-100.0%
54404400	54400	Rcycl Mate	-24,474.96	-34,000.00	-34,000.00	-13,785.30	-34,000.00	-34,000.00	.0%
54404400	55990	Othr Pnlty	-115,880.24	-105,070.30	-105,070.30	-90,912.26	-105,070.30	-105,070.30	.0%
54404400	56010	Ivest Int	.00	.00	.00	818.64	506.00	506.00	.0%
54404400	57114	Equip Sale	-28,850.00	.00	.00	-53,600.00	-53,600.00	.00	.0%
54404400	57990	OMisc Rev	-995.59	-73,729.70	-73,729.70	-660.84	-600.00	-200.00	-99.7%
54404400	61100	Salary FT	2,214,118.86	2,370,431.28	2,370,431.28	1,768,381.11	2,423,407.72	2,472,340.00	4.3%
54404400	61130	Salary SN	278,722.07	136,400.00	136,400.00	112,889.71	119,163.69	146,830.00	7.6%
54404400	61150	Salary OT	132,976.36	135,000.00	173,400.00	86,672.26	150,000.00	150,000.00	-13.5%
54404400	61190	Othr Salry	19,943.36	-70,000.00	-70,000.00	.00	.00	.00	-100.0%
54404400	62101	Dent Ins	14,662.18	15,528.00	15,528.00	11,850.10	17,714.44	16,391.00	5.6%
54404400	62102	Visn Ins	2,682.98	2,958.00	2,958.00	2,294.41	3,365.52	3,073.00	3.9%
54404400	62104	BCBS 400	291,909.37	318,477.00	318,477.00	251,839.43	375,429.03	356,494.00	11.9%
54404400	62106	HAMP-HMO	67,421.45	78,654.00	78,654.00	72,035.26	111,011.45	106,763.00	35.7%
54404400	62110	Grp Lif In	2,045.80	2,348.00	2,348.00	1,642.57	2,238.12	2,348.00	.0%
54404400	62115	RHS Contrb	3,109.53	2,863.00	2,863.00	2,302.64	3,266.00	3,332.00	16.4%
54404400	62120	IMRF	387,667.99	393,205.06	393,205.06	291,612.31	403,766.53	406,986.00	3.5%
54404400	62130	SS Medicare	157,376.64	156,665.52	156,665.52	114,549.86	162,972.15	164,581.00	5.1%
54404400	62140	Medicare	36,806.67	36,655.15	36,655.15	26,790.37	38,114.69	38,506.00	5.0%
54404400	62150	UnEmpl Ins	22,665.00	.00	.00	7,519.50	3,753.00	.00	.0%
54404400	62160	Work Comp	-3,885.27	.00	.00	-3,917.30	-3,917.30	.00	.0%
54404400	62170	UniformAll	34,200.00	28,500.00	28,500.00	.00	28,500.00	28,500.00	.0%
54404400	62200	Hlth Fac	385.71	600.00	600.00	.00	300.00	300.00	-50.0%
54404400	62990	Othr Ben	.00	500.00	500.00	40.00	.00	.00	-100.0%
54404400	70220	Oth PT Sv	11,560.01	.00	.00	1,771.10	5,000.00	.00	.0%
54404400	70520	RepMaint V	426,846.07	432,600.00	432,600.00	358,663.51	429,000.00	445,578.00	3.0%
54404400	70632	Pro Develp	603.00	.00	.00	60.00	300.00	300.00	.0%
54404400	70641	Temp Sv	.00	10,000.00	10,000.00	.00	10,000.00	10,000.00	.0%
54404400	70649	Car Wash	21.00	.00	.00	.00	.00	.00	.0%
54404400	70650	Lndfl Fees	745,874.73	906,580.48	906,580.48	909,059.12	880,000.00	915,200.00	1.0%
54404400	70652	Bulk Disp	275,871.46	335,310.56	335,310.56	332,831.92	305,310.56	317,522.98	-5.3%
54404400	70655	Brush Disp	261,124.92	286,628.40	286,628.40	286,628.40	350,000.00	360,500.00	25.8%
54404400	70664	Grs Dispsl	367.50	2,884.00	2,884.00	.00	2,884.00	6,000.00	108.0%
54404400	70665	Lf Dispsl	22,035.50	27,037.50	27,037.50	1,172.50	27,037.50	40,000.00	47.9%
54404400	70666	SWEd Prog	24,947.77	22,000.00	22,000.00	5,589.34	22,000.00	22,000.00	.0%
54404400	70690	Purch Serv	15,307.29	56,500.00	56,500.00	39,816.54	56,500.00	58,195.00	3.0%
54404400	70702	WC Prem	11,860.00	13,248.71	13,248.71	9,936.54	13,248.71	20,728.90	56.5%
54404400	70703	Liab Prem	28,066.00	31,351.93	31,351.93	23,513.94	31,351.93	30,961.10	-1.2%
54404400	70704	Prop In Pr	6,892.00	7,699.32	7,699.32	5,774.49	7,699.32	9,195.61	19.4%
54404400	70712	WC Claim	49,677.61	105,290.35	105,290.35	78,967.80	105,290.35	212,382.13	101.7%
54404400	70713	Liab Claim	7,492.44	17,951.14	17,951.14	13,463.37	17,951.14	21,486.13	19.7%





CITY OF BLOOMINGTON, IL
 NEXT YEAR / CURRENT YEAR BUDGET ANALYSIS

PROJECTION: 20164 FY 2016 Master Budget - Level 4

FOR PERIOD 12

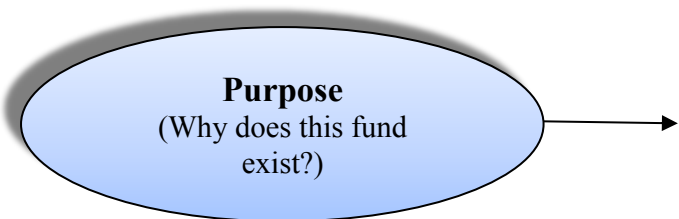
ACCOUNTS FOR:

	2014 ACTUAL	2015 ORIG BUD	2015 REVISED BUD	2015 ACTUAL	2015 PROJECTION	2016 PROPOSED	PCT CHANGE
Solid Waste Operations							
54404400 70714 Prop Claim	.00	14,844.21	14,844.21	11,133.18	14,844.21	17,767.38	19.7%
54404400 70720 Ins Admin	21,459.00	38,836.60	38,836.60	29,127.42	38,836.60	46,651.14	20.1%
54404400 71070 Fuel	298,988.78	310,359.60	310,359.60	260,098.24	290,400.00	295,680.00	-4.7%
54404400 71087 Toters	.00	50,000.00	50,000.00	31,915.70	50,000.00	51,500.00	3.0%
54404400 71190 Other Supp	6,383.16	14,111.00	14,111.00	4,054.94	14,111.00	14,534.33	3.0%
54404400 73401 Lease Prin	997,741.24	1,034,381.36	1,034,381.36	651,185.41	1,096,409.11	1,268,160.01	22.6%
54404400 73701 Lease Int	76,066.70	53,638.44	53,638.44	33,071.38	55,901.58	55,421.99	3.3%
54404400 85100 Fm General	-1,304,000.00	-1,159,000.00	-1,197,400.00	-907,649.97	-1,197,400.00	-1,495,913.00	24.9%
54404400 89111 To GenAdm	239,922.00	302,451.33	302,451.33	226,838.52	302,451.33	337,919.87	11.7%
TOTAL Solid Waste Operations	745,768.87	374,489.94	374,489.94	1,441,884.71	1,222,816.94	941,035.27	151.3%
TOTAL REVENUE	-6,446,148.01	-7,308,000.00	-7,346,400.00	-4,619,290.88	-6,742,795.44	-7,513,093.30	2.3%
TOTAL EXPENSE	7,191,916.88	7,682,489.94	7,720,889.94	6,061,175.59	7,965,612.38	8,454,128.57	9.5%
GRAND TOTAL	745,768.87	374,489.94	374,489.94	1,441,884.71	1,222,816.94	941,035.27	151.3%



Abraham Lincoln Parking Facility

55605600



The Abraham Lincoln Parking Facility (Lincoln Lot) was constructed in 1990. The addition of two floors in 2003 created a total of 906 parking spaces. The Lot is owned by the McLean County Public Building Commission until 2022. At that time, the property will return to a joint ownership of the City of Bloomington and McLean County. The City currently rents 610 spaces on a monthly basis, 187 of which are rented to McLean County. The remaining parking spaces are available for hourly parking. As part of the ownership agreement, the City and the County split the bond payment on the facility. All management of the deck is the responsibility of the City of Bloomington. Revenues are collected by the City as part of management operations. If collected fees exceed operational costs, the funds are split between the City and the County.



Parking maintenance operations for all the Downtown Bloomington parking facilities are housed in the lower level of the Abraham Lincoln Facility.

**FY 2016
Budget & Program
Highlights**

-
- An engineering study will be completed by the end of FY 2015 to help determine the final capital costs for FY 2016 renovations. Bids for renovation work will go out in 2016. This will ensure proper maintenance is kept up to date, extending the useful life of the facility.
-

**Funding Source
& Fee Structure**

-
- Fee-based funding covers operating costs. Shortages or overages are divided or split between the City and County Governments. Capital outlays are included in the budget. Replacement or recovery costs are not part of the budget consideration.
 - The Lincoln Lot is the only parking facility in downtown that has an hourly parking rate and has a manned (one City employee) parking collection booth located on the North side of the facility. The hourly rate Monday through Friday is currently \$1.00 per hour with a maximum of \$7.00 per day. The deck is opened for general parking on Saturdays and Sundays, and after 6 p.m. Monday through Friday.
-

**What we
accomplished in
FY 2015**

-
- The Abraham Lincoln Parking facility experienced a “status quo” year with no major operational changes or expenses associated with the facility.
-

Revenue & Expenditures



Abraham Lincoln Parking Garage	FY 2014 Actual	FY 2015 Approved Budget	FY 2015 Projected	FY 2016 Proposed Budget
Expenditures				
Salaries	\$29,825	\$28,481	\$31,722	\$29,775
Benefits	\$12,664	\$12,723	\$14,501	\$13,385
Contractual	\$310,810	\$69,778	\$64,778	\$65,228
Commodities	\$45,712	\$47,700	\$47,700	\$47,700
Principal Expense	-	\$195,000	\$195,000	\$210,875
Interest Expense	-	\$55,555	\$55,555	\$53,813
Department Total	\$399,011	\$409,237	\$409,256	\$420,776
Revenues	\$589,656	\$496,000	\$485,709	\$493,023

Budgetary Fund Balance



	FY 2014 (audited)	FY 2015 (projected)	FY 2016 (projected)
Budgetary Fund Balance	\$99,341	\$175,794	\$248,041

Challenges



-
- **Capital Project** – Staff anticipates the need for some fairly expensive but necessary repairs associated with maintenance of this facility in FY 2016 and in the future. The Faithful & Gould report has additional details.
-



CITY OF BLOOMINGTON, IL
 NEXT YEAR / CURRENT YEAR BUDGET ANALYSIS

PROJECTION: 20164 FY 2016 Master Budget - Level 4

FOR PERIOD 12

ACCOUNTS FOR:

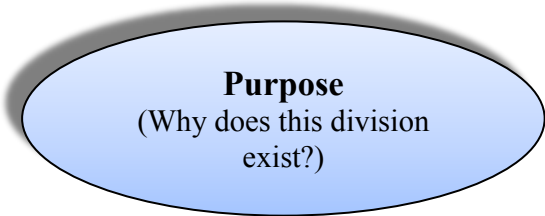
Abraham Lincoln Parking Facili	2014 ACTUAL	2015 ORIG BUD	2015 REVISED BUD	2015 ACTUAL	2015 PROJECTION	2016 PROPOSED	PCT CHANGE
55605600 54510 DPkg Fee	-99,459.70	-100,000.00	-100,000.00	-85,241.93	-107,000.00	-100,000.00	.0%
55605600 54520 MPkg Fee	-396,274.69	-396,000.00	-396,000.00	-273,142.79	-378,216.00	-378,000.00	-4.5%
55605600 56010 Ivest Int	.00	.00	.00	-236.94	-440.00	-440.00	.0%
55605600 57985 Cash StOvr	78.39	.00	.00	-15.70	-52.91	.00	.0%
55605600 61100 Salary FT	29,351.25	28,481.00	28,481.00	23,100.80	30,972.32	29,775.00	4.5%
55605600 61150 Salary OT	460.35	.00	.00	534.75	750.00	.00	.0%
55605600 61190 Othr Salry	13.50	.00	.00	.00	.00	.00	.0%
55605600 62101 Dent Ins	184.64	182.00	182.00	163.69	210.98	191.00	4.9%
55605600 62102 Visn Ins	48.70	50.00	50.00	42.31	57.00	51.00	2.0%
55605600 62104 BCBS 400	5,242.78	5,539.00	5,539.00	4,332.51	6,405.24	5,911.00	6.7%
55605600 62110 Grp Lif In	54.36	55.00	55.00	40.77	54.36	56.00	1.8%
55605600 62120 IMRF	4,377.02	4,238.00	4,238.00	3,595.11	4,780.03	4,431.00	4.6%
55605600 62130 SS Medicare	1,732.11	1,652.00	1,652.00	1,378.81	1,919.96	1,719.00	4.1%
55605600 62140 Medicare	405.05	387.00	387.00	322.66	449.13	402.00	3.9%
55605600 62170 UniformAll	.00	.00	.00	100.00	.00	.00	.0%
55605600 62330 LIUNA Pen	619.20	620.00	620.00	492.00	624.00	624.00	.6%
55605600 70425 LS Paymnts	290,333.00	39,778.00	39,778.00	39,778.00	39,778.00	40,228.00	1.1%
55605600 70510 RepMaint B	8,797.66	10,000.00	10,000.00	8,429.95	10,000.00	10,000.00	.0%
55605600 70540 RepMt Othr	1,293.13	10,000.00	10,000.00	9,469.02	5,000.00	5,000.00	-50.0%
55605600 70690 Purch Serv	10,386.43	10,000.00	10,000.00	5,766.76	10,000.00	10,000.00	.0%
55605600 71017 Postage	783.09	1,000.00	1,000.00	611.70	1,000.00	1,000.00	.0%
55605600 71080 Maint Supp	1,143.48	1,000.00	1,000.00	1,660.62	1,000.00	1,000.00	.0%
55605600 71310 Natural Gs	6,029.74	4,000.00	4,000.00	2,064.98	4,000.00	4,000.00	.0%
55605600 71320 Electricity	36,062.78	40,000.00	40,000.00	24,857.10	40,000.00	40,000.00	.0%
55605600 71330 Water	1,693.20	1,700.00	1,700.00	1,266.54	1,700.00	1,700.00	.0%
55605600 73401 Lease Prin	.00	195,000.00	195,000.00	195,000.00	195,000.00	210,874.88	8.1%
55605600 73701 Lease Int	.00	55,555.00	55,555.00	55,555.00	55,555.00	53,812.73	-3.1%
55605600 85100 Fm General	-94,000.00	.00	.00	.00	.00	-14,582.61	.0%
TOTAL Abraham Lincoln Parkin	-190,644.53	-86,763.00	-86,763.00	19,925.72	-76,452.89	-72,247.00	-16.7%
TOTAL REVENUE	-589,656.00	-496,000.00	-496,000.00	-358,637.36	-485,708.91	-493,022.61	-.6%
TOTAL EXPENSE	399,011.47	409,237.00	409,237.00	378,563.08	409,256.02	420,775.61	2.8%
GRAND TOTAL	-190,644.53	-86,763.00	-86,763.00	19,925.72	-76,452.89	-72,247.00	-16.7%



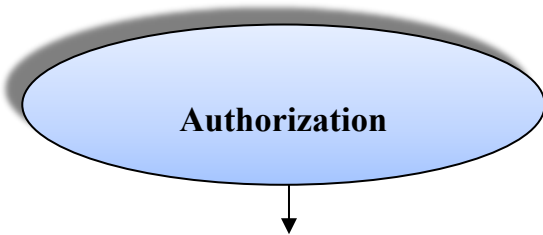
131

Golf Operations

5640



The City of Bloomington operates three 18-hole golf courses as part of the Parks, Recreation and Cultural Arts Department. Highland Park Golf Course was the city's first golf course, built in the 1920s. The course features tree-lined fairways and a park-like setting. It is a favorite course for the junior and senior golfers of our community and is rated a three-star (out of five stars) golf course by Golf Digest. Prairie Vista Golf Course opened in 1991 and is noted for its unique blend of playability and challenge. It is rated as a four-star golf course by Golf Digest. The Den at Fox Creek Golf Course was built in 1997 by renowned golfer and course architect, Arnold Palmer. This links-style course attracts golfers from across the Midwest with its fine layout and course conditions. It is rated as a prestigious four-and-a-half-star golf course by Golf Digest.



The City of Bloomington Parks & Recreation Department and its related activities have been codified in Chapter 19 & Chapter 31 of the City Code.




The Golf Operations staff includes a Superintendent of Golf, Guest Services Manager, Retail Manager, Clubhouse Supervisor, four Greenskeepers, and approximately 65 seasonal employees.

Budget & Program Highlights

-
- Continue to provide quality golf experiences with available resources.
 - Create new forms of revenue through the utilization of staff talents and resources.
 - Increase player development programs for both current and new golfers.
 - Implement the game of Foot Golf at Highland Park Golf Course.
 - Undertake a study to incorporate grey water to irrigate Highland Park Golf Course.
 - Continued replacement of original HVAC equipment at both Prairie Vista and The Den.
-



The courses are considered to be one of the finer collections of municipal courses in Illinois with high levels of customer service and quality course playing conditions. The courses host a variety of prestigious events run by the Chicago District Golf Association and the United States Golf Association. Most notably, Prairie Vista Golf Course and The Den at Fox Creek Golf Course serve as home of the Illinois High School Association State Golf Finals.



**What we
accomplished in
FY 2015**

- Quality playing conditions were maintained throughout a rainy season which required significantly more man hours to mow turf and keep bunkers free of water accumulation.
 - More than ten bunkers were renovated at The Den at Fox Creek (an ongoing program).
 - Highland Park introduced the game to over 70 junior golfers through the Ken Adams Golf League. This program helps create and develop golfers for the future.
 - Prairie Vista implemented a new chemical spray program that all but eliminated Poa Annuua grass from the greens which led to significantly improved putting greens.
 - Highland Park removed 40+ trees and also pruned up 1/3 of the remaining trees which led to improved playability and turf conditions.
 - Highland Park renovated a large, aging pond on Hole #6 into a creek. This improved both the playability and aesthetics of the hole. All of the work was done in house. Comments from the golfers have been very positive.
 - The Illinois High School Association agreed to a five year extension to host their state golf finals at Prairie Vista and The Den. The economic impact to the community hosting this event is estimated at \$125,000 per year.
 - As hosts for both the Country Youth Classic and the Illinois High School Association State Finals, we created positive experiences for those involved.
-

Revenue & Expenditures

Golf Courses	FY 2014 Actual	FY 2015 Approved Budget	FY 2015 Projected	FY 2016 Proposed Budget
Expenditures				
Salaries	\$908,935	\$1,013,204	\$967,109	\$988,572
Benefits	\$275,777	\$282,715	\$273,042	\$274,721
Contractual	\$494,513	\$593,591	\$569,640	\$606,439
Commodities	\$714,959	\$731,142	\$660,138	\$696,592
Capital Expenditures	\$2,950	-	-	-
Principal Expense	\$107,203	\$276,305	\$266,638	\$180,925
Interest Expense	\$8,939	\$20,654	\$20,302	\$6,096
Other	-	-	-	-
Transfer Out	\$113,406	\$119,160	\$119,160	\$123,417
Department Total	\$2,626,682	\$3,036,771	\$2,876,029	\$2,876,762
Revenues	\$2,658,782	\$2,877,700	\$2,488,307	\$2,733,030
Personnel				
Classified	4	4	4	4
Union	4	4	3	4
Seasonal	19.40	23.08	20.00	21.59
Department Total	27.40	33.08	27.00	29.59

Performance Measurements



Golf Courses	FY 2014 Actual	FY 2015 Approved Budget	FY 2015 Projected	FY 2016 Proposed Budget
Inputs:				
Number of Full Time Employees	9	10	8	9
Number of Seasonal Employees	63	66	60	67
Division Expenditures	\$2,626,682	\$3,036,771	\$2,876,029	\$2,876,762
Outputs:				
Rounds Played	62,233	75,600	59,125	68,450
Total Revenue	\$2,658,782	\$2,877,700	\$2,488,307	\$2,733,030
Shotgun Outings Held	30	30	29	30
Outing/Tournament Rounds	5,697	4,800	4,975	5,000
Average Green Speeds - Highland Course	96"	96"	100"	96"
Average Green Speeds - Prairie Vista Course	118"	116"	116"	116"
Average Green Speeds - The Den Course	124"	120"	122"	120"
Efficiency Measures:				
Revenue per Round Played	\$41.13	\$42.00	\$42.00	\$42.00

Budgetary Fund Balance



	FY 2014 (audited)	FY 2015 (projected)	FY 2016 (projected)
Budgetary Fund Balance	(\$114,448)	(\$502,170)	(\$645,902)

- Excludes capital assets and long-term liabilities.

What we are concerned about

-
- **Staff reductions** continue to put additional strain on staff and inhibit our ability to create new methods of revenue generation and take on course improvement projects.
 - **Mounting deferred capital projects** and purchases will create problems in the future.
-

What else do we do?

The golf courses offer quality, affordable recreation and contribute to the community's effort to be a family friendly, beautiful city that provides choices for recreation. The golf courses also perform the following functions:

- Attract future generations by making golf affordable and accessible for junior golfers
 - Provide visually appealing open green space
 - Serve as host courses for area high school golf teams
 - Provide fundraising opportunities for local charities and organizations through quality golf outings
 - Promote local tourism by offering quality golf courses at reasonable prices
-

Website Information:

- www.bloomingtongolf.org
- www.highlandparkgc.com
- www.prairievistagc.com
- www.thedengc.com



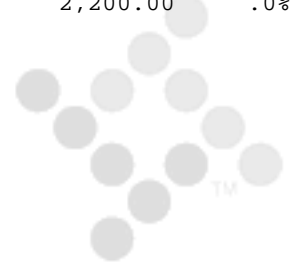
CITY OF BLOOMINGTON, IL
 NEXT YEAR / CURRENT YEAR BUDGET ANALYSIS

PROJECTION: 20164 FY 2016 Master Budget - Level 4

FOR PERIOD 12

ACCOUNTS FOR:

Golf Operations -- Highland			2014 ACTUAL	2015 ORIG BUD	2015 REVISED BUD	2015 ACTUAL	2015 PROJECTION	2016 PROPOSED	PCT CHANGE
56406400	54430	Fac Rntl	-25.00	-100.00	-100.00	-52.00	-100.00	-100.00	.0%
56406400	54810	Daily Golf	-178,899.57	-250,000.00	-250,000.00	-158,645.90	-175,000.00	-225,000.00	-10.0%
56406400	54820	Glfdisc Bk	.00	-1,000.00	-1,000.00	.00	-3,000.00	-5,000.00	400.0%
56406400	54830	Seasn Golf	-28,260.00	-40,000.00	-40,000.00	-3,729.00	-35,000.00	-35,000.00	-12.5%
56406400	54835	CtyGolf Ps	-22,185.00	-16,000.00	-16,000.00	-1,975.00	-25,000.00	-25,000.00	56.3%
56406400	54850	Cart Rent	-140,067.00	-160,000.00	-160,000.00	-121,752.00	-145,000.00	-160,000.00	.0%
56406400	56010	Ivest Int	.00	.00	.00	-253.11	-380.00	-380.00	.0%
56406400	57010	Food Sale	-12,377.66	16,000.00	16,000.00	-9,909.92	-11,500.00	-13,000.00	-181.3%
56406400	57020	Bev Sale	-18,254.74	-22,000.00	-22,000.00	-16,103.56	-18,000.00	-20,000.00	-9.1%
56406400	57030	SftDk Sale	-14,608.39	-20,000.00	-20,000.00	-9,994.28	-14,000.00	-17,000.00	-15.0%
56406400	57040	ProSp Sale	-37,698.16	-45,000.00	-45,000.00	-34,605.82	-40,000.00	-45,000.00	.0%
56406400	57050	Tx on Sale	-103.94	-300.00	-300.00	-85.52	-300.00	-300.00	.0%
56406400	57114	Equip Sale	-898.00	.00	.00	-11,000.00	-11,000.00	.00	.0%
56406400	57985	Cash StOvr	-183.80	-250.00	-250.00	-156.70	-250.00	-250.00	.0%
56406400	57990	OMisc Rev	-10,417.17	-13,500.00	-13,500.00	-9,504.57	-13,500.00	-15,000.00	11.1%
56406400	61100	Salary FT	111,271.76	160,271.64	160,271.64	73,776.08	140,729.59	179,488.00	12.0%
56406400	61130	Salary SN	153,529.74	123,500.00	123,500.00	149,147.01	168,166.14	123,445.00	.0%
56406400	61150	Salary OT	7,060.83	15,000.00	15,000.00	11,755.35	15,000.00	12,000.00	-20.0%
56406400	61180	Instruct	447.86	.00	.00	.00	.00	.00	.0%
56406400	61190	Othr Salry	500.00	.00	.00	.00	.00	.00	.0%
56406400	62101	Dent Ins	895.60	733.00	733.00	697.29	958.94	957.00	30.6%
56406400	62102	Visn Ins	219.48	238.00	238.00	158.69	214.80	211.00	-11.3%
56406400	62104	BCBS 400	19,761.59	15,687.00	15,687.00	16,224.73	22,738.13	22,941.00	46.2%
56406400	62110	Grp Lif In	234.24	236.00	236.00	171.62	233.64	237.00	.4%
56406400	62115	RHS Contrb	1,345.05	1,270.00	1,270.00	919.76	1,380.00	1,407.00	10.8%
56406400	62120	IMRF	31,589.22	33,932.15	33,932.15	26,766.15	34,050.68	34,489.00	1.6%
56406400	62130	SS Medicare	16,300.23	18,445.98	18,445.98	12,991.59	19,850.60	19,030.00	3.2%
56406400	62140	Medicare	3,812.30	4,315.62	4,315.62	3,038.44	4,642.62	4,454.00	3.2%
56406400	62150	UnEmpl Ins	2,622.00	.00	.00	1,128.00	1,128.00	.00	.0%
56406400	62170	UniformAll	150.00	750.00	750.00	.00	750.00	750.00	.0%
56406400	62990	Othr Ben	.00	.00	.00	40.00	40.00	.00	.0%
56406400	70095	CC Fees	7,267.52	8,000.00	8,000.00	7,496.79	7,500.00	8,000.00	.0%
56406400	70420	Rentals	875.00	1,500.00	1,500.00	331.73	500.00	1,500.00	.0%
56406400	70430	MFD Lease	468.53	547.52	547.52	366.69	465.98	465.98	-14.9%
56406400	70510	RepMaint B	7,690.14	6,000.00	6,000.00	2,051.61	4,000.00	6,000.00	.0%
56406400	70520	RepMaint V	4,000.22	2,060.00	2,060.00	920.32	2,000.00	2,121.80	3.0%
56406400	70530	RepMaint O	5,365.20	4,000.00	4,000.00	5,498.91	4,000.00	4,000.00	.0%
56406400	70540	RepMt Othr	1,263.25	.00	.00	5,626.69	3,120.55	.00	.0%
56406400	70542	RepMaintNF	24,373.98	38,000.00	38,000.00	25,770.66	30,000.00	42,000.00	10.5%
56406400	70590	Oth Repair	42,596.60	60,000.00	60,000.00	61,039.79	60,000.00	60,000.00	.0%
56406400	70610	Advertise	2,339.50	3,500.00	3,500.00	3,169.00	3,000.00	3,800.00	8.6%
56406400	70631	Dues	1,795.00	1,500.00	1,500.00	180.00	1,500.00	1,500.00	.0%
56406400	70660	Armord Car	2,259.48	2,200.00	2,200.00	1,331.25	2,200.00	2,200.00	.0%



138



CITY OF BLOOMINGTON, IL
 NEXT YEAR / CURRENT YEAR BUDGET ANALYSIS

PROJECTION: 20164 FY 2016 Master Budget - Level 4

FOR PERIOD 12

ACCOUNTS FOR:

Golf Operations -- Highland			2014 ACTUAL	2015 ORIG BUD	2015 REVISED BUD	2015 ACTUAL	2015 PROJECTION	2016 PROPOSED	PCT CHANGE
56406400	70690	Purch Serv	40.41	.00	.00	495.00	.00	.00	.0%
56406400	70702	WC Prem	1,185.00	716.22	716.22	537.12	716.22	978.73	36.7%
56406400	70703	Liab Prem	2,804.00	1,694.86	1,694.86	1,271.16	1,694.86	1,461.84	-13.7%
56406400	70704	Prop In Pr	689.00	416.22	416.22	312.12	416.22	434.18	4.3%
56406400	70712	WC Claim	.00	5,691.92	5,691.92	4,268.97	5,691.92	10,073.08	77.0%
56406400	70713	Liab Claim	100.00	970.42	970.42	727.83	970.42	1,019.07	5.0%
56406400	70714	Prop Claim	.00	802.47	802.47	601.83	802.47	842.69	5.0%
56406400	70720	Ins Admin	2,144.00	2,099.48	2,099.48	1,574.64	2,099.48	2,202.66	4.9%
56406400	71010	Off Supp	1,540.91	750.00	750.00	123.40	750.00	750.00	.0%
56406400	71017	Postage	.00	50.00	50.00	.00	.00	.00	-100.0%
56406400	71024	Janit Supp	991.36	1,500.00	1,500.00	1,394.78	1,500.00	1,500.00	.0%
56406400	71030	UniformSup	249.79	.00	.00	246.84	193.62	.00	.0%
56406400	71070	Fuel	9,236.85	16,092.72	16,092.72	12,963.07	15,792.00	15,792.00	-1.9%
56406400	71190	Other Supp	12,328.88	12,000.00	12,000.00	5,423.23	10,000.00	10,000.00	-16.7%
56406400	71310	Natural Gs	11,073.27	6,000.00	6,000.00	2,775.85	6,000.00	6,000.00	.0%
56406400	71320	Electricity	9,687.18	12,000.00	12,000.00	5,678.42	8,000.00	12,000.00	.0%
56406400	71330	Water	70,881.18	75,000.00	75,000.00	24,967.71	50,000.00	75,000.00	.0%
56406400	71340	Telecom	9,198.61	9,250.00	9,250.00	6,590.75	9,250.00	9,250.00	.0%
56406400	71750	Beverages	4,795.70	6,000.00	6,000.00	4,485.05	5,000.00	5,500.00	-8.3%
56406400	71760	Sft Drinks	8,145.51	9,000.00	9,000.00	6,334.90	7,500.00	8,500.00	-5.6%
56406400	71770	Snack Shop	12,347.72	13,000.00	13,000.00	8,208.65	9,000.00	13,000.00	.0%
56406400	71780	Pro Shop	12,676.53	15,000.00	15,000.00	4,694.29	13,000.00	15,000.00	.0%
56406400	72570	Park Const	2,949.75	.00	.00	.00	.00	.00	.0%
56406400	73401	Lease Prin	16,366.96	14,984.05	14,984.05	10,710.27	14,350.06	17,339.08	15.7%
56406400	73701	Lease Int	1,364.70	732.47	732.47	498.69	664.98	469.53	-35.9%
56406400	89111	To GenAdm	37,802.00	39,720.00	39,720.00	29,790.00	39,720.00	41,139.16	3.6%
TOTAL Golf Operations -- Hig			214,655.20	193,007.74	193,007.74	167,505.34	239,251.92	218,218.80	13.1%
TOTAL REVENUE			-463,978.43	-552,150.00	-552,150.00	-377,767.38	-492,030.00	-561,030.00	1.6%
TOTAL EXPENSE			678,633.63	745,157.74	745,157.74	545,272.72	731,281.92	779,248.80	4.6%
GRAND TOTAL			214,655.20	193,007.74	193,007.74	167,505.34	239,251.92	218,218.80	13.1%



139



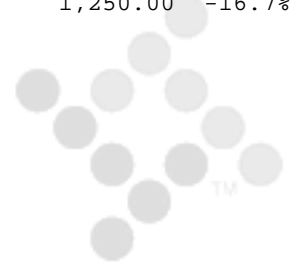
CITY OF BLOOMINGTON, IL
 NEXT YEAR / CURRENT YEAR BUDGET ANALYSIS

PROJECTION: 20164 FY 2016 Master Budget - Level 4

FOR PERIOD 12

ACCOUNTS FOR:

Golf Operations -- Prairie Vis			2014 ACTUAL	2015 ORIG BUD	2015 REVISED BUD	2015 ACTUAL	2015 PROJECTION	2016 PROPOSED	PCT CHANGE
56406410	54430	Fac Rntl	-3,105.00	-5,000.00	-5,000.00	-3,700.00	-5,000.00	-5,000.00	.0%
56406410	54810	Daily Golf	-406,333.26	-505,000.00	-505,000.00	-330,683.39	-395,000.00	-450,000.00	-10.9%
56406410	54820	Glfdisc Bk	-6,300.00	-15,000.00	-15,000.00	-5,250.00	-11,000.00	-12,000.00	-20.0%
56406410	54830	Seasn Golf	-15,743.00	-16,000.00	-16,000.00	-6,268.00	-16,000.00	-16,000.00	.0%
56406410	54835	CtyGolf Ps	-44,870.00	-70,000.00	-70,000.00	-3,175.00	-50,000.00	-60,000.00	-14.3%
56406410	54840	Dvg Range	-23,920.98	-29,000.00	-29,000.00	-18,341.00	-26,000.00	-29,000.00	.0%
56406410	54850	Cart Rent	-197,458.00	-220,000.00	-220,000.00	-161,126.50	-200,000.00	-200,000.00	-9.1%
56406410	54860	Glfd Lesson	-610.00	-6,000.00	-6,000.00	-4,760.00	-5,000.00	-5,000.00	-16.7%
56406410	57010	Food Sale	-33,709.45	-35,000.00	-35,000.00	-26,562.40	-33,000.00	-35,000.00	.0%
56406410	57020	Bev Sale	-39,735.37	-43,000.00	-43,000.00	-30,323.76	-38,000.00	-39,000.00	-9.3%
56406410	57030	SftDk Sale	-29,600.25	-32,000.00	-32,000.00	-20,511.46	-30,000.00	-32,000.00	.0%
56406410	57040	ProSp Sale	-107,818.70	-120,000.00	-120,000.00	-91,650.70	-120,000.00	-120,000.00	.0%
56406410	57050	Tx on Sale	-252.98	.00	.00	-204.00	-144.72	.00	.0%
56406410	57114	Equip Sale	-1,040.00	.00	.00	.00	.00	.00	.0%
56406410	57985	Cash StOvr	-109.12	-250.00	-250.00	-142.48	-150.00	.00	-100.0%
56406410	57990	OMisc Rev	-5,740.37	-6,000.00	-6,000.00	-4,124.89	-7,000.00	-7,000.00	16.7%
56406410	61100	Salary FT	127,271.40	129,610.68	129,610.68	99,351.17	133,287.61	134,962.00	4.1%
56406410	61130	Salary SN	149,083.29	160,350.00	160,350.00	124,780.37	154,162.45	152,650.00	-4.8%
56406410	61150	Salary OT	13,585.38	16,000.00	16,000.00	12,847.57	15,000.00	14,000.00	-12.5%
56406410	61180	Instruct	4,280.79	.00	.00	.00	.00	.00	.0%
56406410	61190	Othr Salry	500.00	.00	.00	.00	.00	.00	.0%
56406410	62101	Dent Ins	747.40	739.00	739.00	577.32	826.15	771.00	4.3%
56406410	62102	Visn Ins	154.69	159.00	159.00	123.98	173.64	161.00	1.3%
56406410	62104	BCBS 400	21,994.66	22,993.00	22,993.00	17,876.87	25,606.85	24,370.00	6.0%
56406410	62110	Grp Lif In	162.96	166.00	166.00	122.22	162.96	166.00	.0%
56406410	62115	RHS Contrb	1,457.69	1,373.00	1,373.00	989.20	1,484.00	1,513.00	10.2%
56406410	62120	IMRF	30,327.82	32,137.94	32,137.94	25,070.97	31,440.43	32,980.00	2.6%
56406410	62130	SS Medicare	17,816.06	18,608.56	18,608.56	14,298.48	18,552.14	18,189.00	-2.3%
56406410	62140	Medicare	4,166.93	4,355.55	4,355.55	3,344.10	4,338.84	4,256.00	-2.3%
56406410	62150	UnEmpl Ins	13,352.50	.00	.00	1,138.00	.00	.00	.0%
56406410	62170	UniformAll	900.00	750.00	750.00	.00	.00	750.00	.0%
56406410	70095	CC Fees	16,014.66	15,000.00	15,000.00	14,408.87	15,000.00	16,000.00	6.7%
56406410	70420	Rentals	1,114.70	1,500.00	1,500.00	666.35	.00	1,000.00	-33.3%
56406410	70430	MFD Lease	471.83	538.24	538.24	369.75	472.72	472.72	-12.2%
56406410	70510	RepMaint B	5,921.31	15,000.00	15,000.00	3,008.95	13,000.00	5,000.00	-66.7%
56406410	70520	RepMaint V	1,713.62	1,030.00	1,030.00	609.50	1,500.00	1,060.90	3.0%
56406410	70530	RepMaint O	5,365.20	3,800.00	3,800.00	5,498.91	3,800.00	3,800.00	.0%
56406410	70540	RepMt Othr	1,750.62	.00	.00	2,118.10	1,758.58	.00	.0%
56406410	70542	RepMaintNF	33,498.00	38,000.00	38,000.00	22,227.41	35,000.00	38,000.00	.0%
56406410	70590	Oth Repair	84,691.01	95,000.00	95,000.00	126,221.67	90,000.00	95,000.00	.0%
56406410	70610	Advertise	7,130.08	7,500.00	7,500.00	4,392.31	7,000.00	7,500.00	.0%
56406410	70631	Dues	2,160.00	2,500.00	2,500.00	195.00	2,000.00	2,000.00	-20.0%
56406410	70632	Pro Develp	.00	1,500.00	1,500.00	500.00	1,250.00	1,250.00	-16.7%



140



CITY OF BLOOMINGTON, IL
 NEXT YEAR / CURRENT YEAR BUDGET ANALYSIS

PROJECTION: 20164 FY 2016 Master Budget - Level 4

FOR PERIOD 12

ACCOUNTS FOR:

Golf Operations -- Prairie Vis			2014 ACTUAL	2015 ORIG BUD	2015 REVISED BUD	2015 ACTUAL	2015 PROJECTION	2016 PROPOSED	PCT CHANGE
56406410	70660	Armord Car	2,071.45	.00	.00	1,622.00	2,000.00	2,000.00	.0%
56406410	70690	Purch Serv	46.80	.00	.00	.00	.00	.00	.0%
56406410	70702	WC Prem	1,466.00	782.45	782.45	586.80	782.45	1,028.92	31.5%
56406410	70703	Liab Prem	3,470.00	1,851.60	1,851.60	1,388.70	1,851.60	1,536.81	-17.0%
56406410	70704	Prop In Pr	852.00	454.71	454.71	341.01	454.71	456.44	.4%
56406410	70712	WC Claim	5,573.42	6,218.28	6,218.28	4,663.71	6,218.28	10,602.95	70.5%
56406410	70713	Liab Claim	100.00	1,060.17	1,060.17	795.15	1,060.17	1,072.67	1.2%
56406410	70714	Prop Claim	.00	876.68	876.68	657.54	876.68	887.02	1.2%
56406410	70720	Ins Admin	2,653.00	2,293.63	2,293.63	1,720.26	2,293.63	2,315.61	1.0%
56406410	71010	Off Supp	1,028.45	1,000.00	1,000.00	412.06	750.00	1,000.00	.0%
56406410	71017	Postage	.00	200.00	200.00	.00	25.00	100.00	-50.0%
56406410	71024	Janit Supp	1,285.59	3,000.00	3,000.00	1,980.54	2,500.00	2,500.00	-16.7%
56406410	71030	UniformSup	478.49	.00	.00	919.81	300.00	.00	.0%
56406410	71070	Fuel	18,499.96	19,924.32	19,924.32	16,031.34	16,500.00	16,800.00	-15.7%
56406410	71190	Other Supp	22,332.82	22,000.00	22,000.00	18,707.35	22,000.00	22,000.00	.0%
56406410	71310	Natural Gs	4,322.40	2,500.00	2,500.00	1,312.83	2,500.00	2,500.00	.0%
56406410	71320	Electricity	23,718.61	20,000.00	20,000.00	16,561.86	18,000.00	20,000.00	.0%
56406410	71330	Water	6,003.57	6,000.00	6,000.00	4,771.16	6,000.00	6,000.00	.0%
56406410	71340	Telecom	8,671.70	8,600.00	8,600.00	6,398.54	8,600.00	8,600.00	.0%
56406410	71750	Beverages	14,206.50	13,000.00	13,000.00	9,545.05	13,000.00	13,000.00	.0%
56406410	71760	Sft Drinks	19,962.54	20,000.00	20,000.00	14,015.05	18,500.00	20,000.00	.0%
56406410	71770	Snack Shop	24,711.37	22,500.00	22,500.00	17,732.45	21,000.00	22,500.00	.0%
56406410	71780	Pro Shop	70,385.96	80,000.00	80,000.00	17,811.06	75,000.00	75,000.00	-6.3%
56406410	73401	Lease Prin	68,330.04	73,782.62	73,782.62	55,859.66	72,846.35	86,002.60	16.6%
56406410	73701	Lease Int	5,697.48	3,630.00	3,630.00	2,937.63	3,881.47	2,868.71	-21.0%
56406410	89111	To GenAdm	37,802.00	39,720.00	39,720.00	29,790.00	39,720.00	41,139.15	3.6%
TOTAL Golf Operations -- Pra			-27,043.73	-184,244.57	-184,244.57	475.05	-43,818.01	-94,237.50	-48.9%
TOTAL REVENUE			-916,346.48	-1,102,250.00	-1,102,250.00	-706,823.58	-936,294.72	-1,010,000.00	-8.4%
TOTAL EXPENSE			889,302.75	918,005.43	918,005.43	707,298.63	892,476.71	915,762.50	-.2%
GRAND TOTAL			-27,043.73	-184,244.57	-184,244.57	475.05	-43,818.01	-94,237.50	-48.9%



141



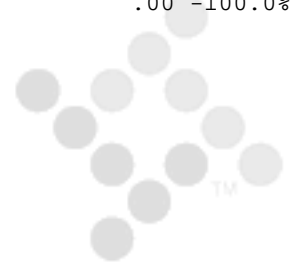
CITY OF BLOOMINGTON, IL
 NEXT YEAR / CURRENT YEAR BUDGET ANALYSIS

PROJECTION: 20164 FY 2016 Master Budget - Level 4

FOR PERIOD 12

ACCOUNTS FOR:

Golf Operations -- The Den			2014 ACTUAL	2015 ORIG BUD	2015 REVISED BUD	2015 ACTUAL	2015 PROJECTION	2016 PROPOSED	PCT CHANGE
56406420	54430	Fac Rntl	-7,677.50	-9,000.00	-9,000.00	-3,655.00	-7,500.00	-8,000.00	-11.1%
56406420	54810	Daily Golf	-391,478.77	-450,000.00	-450,000.00	-332,302.59	-380,000.00	-425,000.00	-5.6%
56406420	54820	Glfdisc Bk	-6,129.00	-7,000.00	-7,000.00	-398.00	-7,000.00	-7,000.00	.0%
56406420	54830	Seasn Golf	-73,976.00	-70,000.00	-70,000.00	-7,757.00	-75,000.00	-80,000.00	14.3%
56406420	54835	CtyGolf Ps	-46,045.00	-65,000.00	-65,000.00	-2,400.00	-60,000.00	-60,000.00	-7.7%
56406420	54840	Dvg Range	-30,139.00	-30,000.00	-30,000.00	-22,016.00	-28,000.00	-30,000.00	.0%
56406420	54850	Cart Rent	-210,251.00	-224,000.00	-224,000.00	-168,990.00	-195,000.00	-210,000.00	-6.3%
56406420	54860	GlF Lesson	-15,870.00	-20,000.00	-20,000.00	-1,885.00	-5,000.00	-20,000.00	.0%
56406420	57010	Food Sale	-42,087.35	-43,000.00	-43,000.00	-34,222.61	-40,000.00	-42,000.00	-2.3%
56406420	57020	Bev Sale	-46,153.18	-44,000.00	-44,000.00	-41,544.34	-45,000.00	-44,000.00	.0%
56406420	57030	SftDk Sale	-29,315.78	-31,000.00	-31,000.00	-20,819.69	-30,000.00	-31,000.00	.0%
56406420	57040	ProSp Sale	-191,940.75	-210,000.00	-210,000.00	-132,309.74	-170,000.00	-185,000.00	-11.9%
56406420	57050	Tx on Sale	-295.43	.00	.00	-215.42	-181.80	.00	.0%
56406420	57985	Cash StOvr	-303.51	-300.00	-300.00	-119.68	-300.00	.00	-100.0%
56406420	57990	OMisc Rev	-17,794.33	-20,000.00	-20,000.00	-8,443.96	-17,000.00	-20,000.00	.0%
56406420	61100	Salary FT	188,525.11	211,196.65	211,196.65	141,144.69	195,064.37	186,777.00	-11.6%
56406420	61130	Salary SN	121,537.50	166,275.00	166,275.00	118,264.44	122,698.68	163,250.00	-1.8%
56406420	61150	Salary OT	20,610.75	31,000.00	31,000.00	18,559.48	23,000.00	22,000.00	-29.0%
56406420	61180	Instruct	9,230.39	.00	.00	.00	.00	.00	.0%
56406420	61190	Othr Salry	1,500.00	.00	.00	.00	.00	.00	.0%
56406420	62101	Dent Ins	1,304.23	1,479.00	1,479.00	942.08	1,217.82	1,160.00	-21.6%
56406420	62102	Visn Ins	245.44	297.00	297.00	184.39	235.44	220.00	-25.9%
56406420	62104	BCBS 400	22,312.49	28,951.00	28,951.00	14,342.84	20,921.57	18,828.00	-35.0%
56406420	62106	HAMP-HMO	14,706.00	16,610.00	16,610.00	14,722.99	16,775.34	18,615.00	12.1%
56406420	62110	Grp Lif In	217.32	222.00	222.00	166.15	217.32	222.00	.0%
56406420	62115	RHS Contrb	.00	359.00	359.00	.00	.00	.00	-100.0%
56406420	62120	IMRF	36,320.20	45,859.36	45,859.36	29,000.91	36,308.59	39,021.00	-14.9%
56406420	62130	SS Medicare	20,340.45	24,753.48	24,753.48	16,472.59	20,332.06	22,303.00	-9.9%
56406420	62140	Medicare	4,757.26	5,794.51	5,794.51	3,852.42	4,755.02	5,220.00	-9.9%
56406420	62150	UnEmpl Ins	4,263.50	.00	.00	2,707.50	2,166.00	.00	.0%
56406420	62170	UniformAll	3,300.00	1,500.00	1,500.00	.00	1,500.00	1,500.00	.0%
56406420	62990	Othr Ben	.00	.00	.00	40.00	40.00	.00	.0%
56406420	70095	CC Fees	16,100.61	13,500.00	13,500.00	13,778.07	15,000.00	16,000.00	18.5%
56406420	70420	Rentals	5,706.24	5,500.00	5,500.00	4,541.36	5,700.00	5,500.00	.0%
56406420	70430	MFD Lease	1,213.40	1,394.88	1,394.88	876.33	1,302.80	1,302.80	-6.6%
56406420	70510	RepMaint B	3,382.10	16,000.00	16,000.00	13,077.80	15,500.00	16,000.00	.0%
56406420	70520	RepMaint V	2,710.71	4,120.00	4,120.00	1,532.55	3,000.00	4,243.60	3.0%
56406420	70530	RepMaint O	8,339.10	5,000.00	5,000.00	8,502.52	5,000.00	6,000.00	20.0%
56406420	70540	RepMt Othr	2,905.92	.00	.00	2,776.01	2,143.57	.00	.0%
56406420	70542	RepMaintNF	28,554.78	40,000.00	40,000.00	11,712.66	32,000.00	40,000.00	.0%
56406420	70590	Oth Repair	100,725.66	130,000.00	130,000.00	135,819.09	130,000.00	130,000.00	.0%
56406420	70610	Advertise	21,997.57	20,000.00	20,000.00	9,155.39	20,000.00	20,000.00	.0%
56406420	70611	PrintBind	.00	225.00	225.00	.00	.00	.00	-100.0%



142



CITY OF BLOOMINGTON, IL
 NEXT YEAR / CURRENT YEAR BUDGET ANALYSIS

PROJECTION: 20164 FY 2016 Master Budget - Level 4

FOR PERIOD 12

ACCOUNTS FOR:

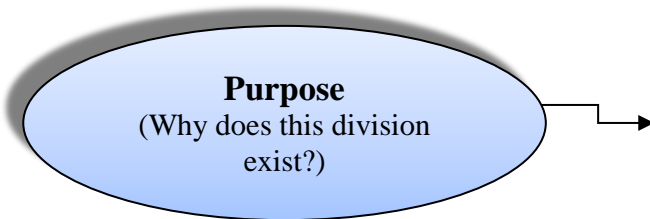
Golf Operations -- The Den			2014 ACTUAL	2015 ORIG BUD	2015 REVISED BUD	2015 ACTUAL	2015 PROJECTION	2016 PROPOSED	PCT CHANGE
56406420	70631	Dues	1,565.00	1,750.00	1,750.00	1,096.00	1,500.00	1,750.00	.0%
56406420	70632	Pro Develop	1,768.79	1,500.00	1,500.00	500.00	1,500.00	1,500.00	.0%
56406420	70660	Armordr Car	188.03	1,600.00	1,600.00	1,435.71	1,600.00	1,600.00	.0%
56406420	70702	WC Prem	1,808.00	1,063.29	1,063.29	797.49	1,063.29	1,330.06	25.1%
56406420	70703	Liab Prem	4,278.00	2,516.19	2,516.19	1,887.12	2,516.19	1,986.61	-21.0%
56406420	70704	Prop Prem	1,051.00	617.92	617.92	463.41	617.92	590.03	-4.5%
56406420	70712	WC Claim	5,527.01	8,450.22	8,450.22	6,337.71	8,450.22	13,553.07	60.4%
56406420	70713	Liab Claim	100.00	1,440.69	1,440.69	1,080.54	1,440.69	1,371.13	-4.8%
56406420	70714	Prop Claim	.00	1,191.34	1,191.34	893.52	1,191.34	1,133.82	-4.8%
56406420	70720	Ins Admin	3,271.00	3,116.89	3,116.89	2,337.66	3,116.89	2,993.35	-4.0%
56406420	71010	Off Supp	2,803.47	3,000.00	3,000.00	454.74	2,800.00	3,000.00	.0%
56406420	71017	Postage	.00	500.00	500.00	.00	.00	.00	-100.0%
56406420	71024	Janit Supp	2,127.54	3,000.00	3,000.00	2,761.03	2,800.00	3,000.00	.0%
56406420	71030	UniformSup	434.90	.00	.00	535.91	442.86	.00	.0%
56406420	71070	Fuel	15,714.94	18,774.84	18,774.84	15,864.79	27,934.02	16,800.00	-10.5%
56406420	71190	Other Supp	21,426.60	22,000.00	22,000.00	14,207.26	22,000.00	22,000.00	.0%
56406420	71310	Natural Gs	5,091.63	5,000.00	5,000.00	2,307.02	5,000.00	5,000.00	.0%
56406420	71320	Electricity	31,002.27	28,000.00	28,000.00	18,469.30	28,000.00	28,000.00	.0%
56406420	71330	Water	7,468.58	6,500.00	6,500.00	6,258.01	7,000.00	7,000.00	7.7%
56406420	71340	Telecom	12,374.65	10,000.00	10,000.00	7,742.65	10,000.00	11,000.00	10.0%
56406420	71750	Beverages	14,134.85	14,000.00	14,000.00	10,526.25	14,000.00	13,500.00	-3.6%
56406420	71760	Sft Drinks	17,157.68	17,000.00	17,000.00	15,316.49	16,500.00	17,000.00	.0%
56406420	71770	Snack Shop	24,597.67	24,000.00	24,000.00	20,734.64	23,000.00	23,000.00	-4.2%
56406420	71780	Pro Shop	181,862.63	185,000.00	185,000.00	78,967.75	160,000.00	165,000.00	-10.8%
56406420	73401	Lease Prin	22,506.49	187,538.41	187,538.41	134,571.63	179,441.97	77,583.06	-58.6%
56406420	73701	Lease Int	1,876.63	16,291.25	16,291.25	11,819.58	15,755.93	2,758.19	-83.1%
56406420	85100	Fm General	-169,000.00	.00	.00	.00	.00	.00	.0%
56406420	89111	To GenAdm	37,802.00	39,720.00	39,720.00	29,790.00	39,720.00	41,139.16	3.6%
TOTAL Golf Operations -- The			-219,710.51	150,307.92	150,307.92	172,249.44	192,288.10	19,750.88	-86.9%
TOTAL REVENUE			-1,278,456.60	-1,223,300.00	-1,223,300.00	-777,079.03	-1,059,981.80	-1,162,000.00	-5.0%
TOTAL EXPENSE			1,058,746.09	1,373,607.92	1,373,607.92	949,328.47	1,252,269.90	1,181,750.88	-14.0%
GRAND TOTAL			-219,710.51	150,307.92	150,307.92	172,249.44	192,288.10	19,750.88	-86.9%



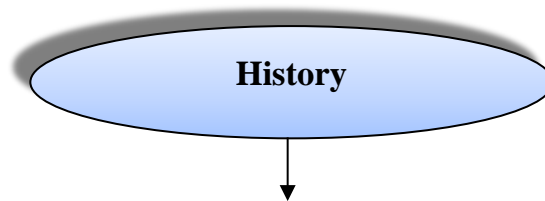
143

U.S. Cellular Coliseum

57107110



The U.S. Cellular Coliseum is committed to providing outstanding service to clients, guests, and the community while enhancing the overall mission of the City of Bloomington. The Coliseum contributes to social and economic growth by providing dynamic and innovative programs in a safe and welcoming environment for guests, participants and staff. Our staff strives to work together as a team to enrich our community.



U.S. Cellular Coliseum opened in April 2006 and was built at a cost of \$29.5 million to expand the entertainment options available in the Bloomington/Normal area. The Coliseum holds up to 8,000 guests for concerts and 6,600 guests for football and hockey. The facility has 24 private suites, 2 rental group suites and a sports bar/ restaurant. The complex includes the adjoining Pepsi Ice Center (construction cost \$5.8 million) and a parking structure (construction cost \$3.3 million), with an overall construction cost for all three facilities of \$38.6 million. The facility is owned by the City and is operated by Central Illinois Arena Management, Inc. (CIAM). The 10-year contract between CIAM and the City of Bloomington will expire April 1, 2016.

**FY 2016
Budget & Program
Highlights**

The Coliseum has seven goals:

Goal 1: Financial Stability – Manage the U.S. Cellular Coliseum in a fiscally responsible manner while keeping up with operational satisfaction and expectations of industry standards

Goal 2: Service Mix – Ensure that the U.S. Cellular Coliseum will provide a range of special events that will appeal to a diverse group of patrons

Goal 3: Partnership – Continue to maintain strong relationships with the City of Bloomington, Convention and Visitors Bureau, and other various community entities to bring concerts, conventions, and special events to the community

Goal 4: Communication – Take advantage of resources and partnership opportunities to enhance the understanding between management group and the City of Bloomington

Goal 5: Technology – To keep up with the latest technology trends within the facility management industry, and to utilize this technology when possible and practical in order to be more proficient in our work and services for our customers

Goal 6: Human Resources – Continuous monitoring of job duties and tasks and ensure all staff are properly classified and compensated

Goal 7: Tradition – Create and establish new traditions within the Coliseum




The U.S Cellular Coliseum has hosted an array of events, including concerts, sporting events, family shows, ice shows, motorsports and trade shows. In addition, the facility has hosted local high school graduation ceremonies, Back to School Alliance Backpack Day, the Chamber of Commerce Business Showcase, Illinois High School Association regional and state tournaments, City of Bloomington Wellness Fair, B/N Homebuilders Association Home Expo, as well as a variety of private meetings and wedding receptions.



**Development &
Management Agreement**

U.S. Cellular Coliseum is managed and operated under the Development and Management Agreement between the City of Bloomington and Central Illinois Arena Management, Inc. (CIAM). The contracting of day-to-day building management duties to CIAM helps create managed efficiencies in many areas of the operation. With the proper checks and balances in place by the City, parameters are established for the facility managers. Managed competition has increased efficiencies with Coliseum staffing, employee health care, building maintenance, janitorial services, and third party building contract negotiations. This approach has streamlined costs and helped balance scarce City resources.



**What we
accomplished
in FY 2015**

Overall

- The projected economic impact to community is estimated at \$10 million for 2015 and the economic impact for the first nine years is estimated at over \$127 million.
- This year, total event attendance will surpass 2 million people since the opening in April 2006.
- The U.S. Cellular Coliseum hosted nearly 290,000 patrons at 210 events in FY 2015.

Teams

- A new hockey team, under new ownership and a new league, played at the U.S. Cellular Coliseum this season. The Bloomington Thunder, owned by CSH, Inc. is part of the United States Hockey League (USHL), hosted 30 home games at the Coliseum.
- The Bloomington Edge Football team became a member of the X League and will play against mid-west rivals, Chicago and St. Louis.
- Also returning for a third season was the Bloomington Flex basketball team.
- Illinois State University Hockey returned for another year, playing 13 of their season's games in our facility.

Concerts

- The facility hosted multiple concerts in both the smaller cut down theater set up and full house set up, showcasing the flexibility of the venue for all show types. Highlights include several sell out performances.
- World famous theatrical show producer, Cirque Du Soleil, brought six exciting performances of their touring show “Dralion” to the building in a small intimate theater set up. This is the first time this show producer has played our venue with any of their touring shows.
- World Championship ICE Racing returned for the 8th consecutive year, allowing local riders and participants to compete around the oval ice track, attracting indoor motor sports enthusiasts indoors.
- Sesame Street Live brought their touring show “Let’s Dance” to thrill a younger audience in an intimate setting with the famous characters, Elmo, Cookie Monster and friends.
- Grammy award winning Christian singer and songwriter Chris Tomlin performed a magical night of music in mid-July in front of a capacity crowd.
- An athletic competition called “Clash at the Coliseum” showcasing cross fit type athletic competition took place for the first time ever in August. The competition was a success and organizers signed a contract to return for a 3-year deal.
- Holiday entertainment included a Christmas concert put on by country artist Sara Evans that also served as a fundraiser for the YMCA’s Strong Kids program.

Community Involvement

- Twisted Athletics Cheerleading and Dance Association returned to the venue for a fifth year, this time with a larger national event hosted over two days. Participants and patron attendance doubled for the event dubbed “Making Noise for Toys.” The Association collected and donated over 500 new toys for Toys for Tots.
 - For the fourth year, the Back to School Alliance hosted the Back to School Party at the Coliseum. The event drew almost 3,000 area residents to receive school supplies and backpacks all made possible through donations. As a goodwill gesture to the community, the U.S. Cellular Coliseum donated the use of the facility for this event.
 - The State Farm Holiday Classic returned to the facility for the fifth year, hosting a combination of girls and boys basketball games over three days.
 - IHSA Competitive Cheerleading State Finals returned for the event’s ninth year in February 2015.
 - IHSA Competitive Dance State Finals returned for a third year of a five-year contract in January 2015.
 - IHSA Dual Team Wrestling State Finals returned for the sixth year in February 2015.
 - The U.S. Cellular Coliseum has hosted a holiday blood drive for the past seven years.
 - For the eighth year in a row, the venue hosted Downtown Bloomington Association’s Thanksgiving Market on the main coliseum floor, allowing local farmers, vendors, and arts to sell products indoors before the Thanksgiving holiday.
 - For the first year, the venue hosted Downtown Bloomington Association’s Indoor Winter Farmer’s markets on five separate dates on the concourse. This offered a larger space to continue to expand this event and allow patrons an indoor space to shop for fresh produce, meat, cheese and crafts.
-

**Revenue &
Expenditures**



U.S. Cellular Coliseum	FY 2014 Actual	FY 2015 Approved Budget	FY 2015 Projected	FY 2016 Proposed Budget
Expenditures				
Contractual	\$50,693	\$37,872	\$37,872	\$38,668
Commodities	\$42,150	\$1,200	\$1,200	-
Capital Expenditures	\$309,719	-	\$91,359	-
Other Expenditures	\$121,612	-	-	-
Principal Expense	-	\$33,779	\$3,348	\$172,542
Interest Expense	-	\$3,239	-	\$39,746
Transfer Out	\$1,665,044	\$1,451,196	\$1,451,195	\$979,315
Department Total	\$2,189,218	\$1,527,286	\$1,584,974	\$1,230,271
Revenues	\$4,311,044	\$1,527,286	\$1,527,247	\$1,151,394
General Fund Subsidy included in Revenues	\$2,646,000	\$76,090	\$76,090	\$172,117

**Budgetary Fund
Balance**

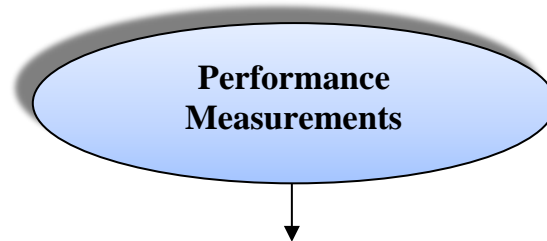


U.S. Cellular Coliseum	FY 2014 (audited)	FY 2015 (projected)	FY 2016 (projected)
Budgetary Fund Balance	(\$537,665)	(\$595,393)	(\$674,270)

- Excludes Capital and long-term liability



The City issued \$29,455,000 in taxable General Obligation Bonds in 2004 to build the Coliseum. The City maintains the debt service on the Coliseum and regularly reviews opportunities for refinancing. The bond payment for FY 2016 for the Coliseum is \$1,871,918. The bond payment for the Coliseum is made from the Home Rule Sales Tax and is subsidized by the ¼ % increase in that tax as approved by the City Council on July 1, 2008. The bond related to the Coliseum will be fully repaid in FY 2035.



Coliseum Fund Central Illinois Arena Management (CIAM)	FY 2014 Actual	FY 2015 Approved Budget	FY 2015 Projected	FY 2016 Proposed Budget
Inputs:				
Operating Expenses	\$4,179,004	\$3,862,553	\$3,281,069	\$3,825,385
Outputs:				
Attendance	289,690	370,000	290,000	370,000
Number of Events	209	255	210	255
Hockey:				
Attendance	38,274	50,000	54,000	60,000
Number of Events	28	28	30	30
Average Attendance per game	1,367	1,785	1,800	2,000
Football:				
Attendance	6,412	12,000	12,000	15,000
Number of Events	5	6	6	6
Average Attendance per game	1,282	2,000	2,000	2,500
Basketball:				
Attendance	10,314	8,500	8,500	10,000
Number of Events	16	10	10	10
Average Attendance per game	645	850	850	1,000
Efficiency Measures:				
Economic Impact	\$15,488,000	\$15,500,000	\$10,000,000	\$12,000,000



Challenges

- The US Cellular Coliseum was constructed in 2004 and over the next few years the City will begin to incur expenses for capital maintenance of the facility.
 - The Coliseum's video and production room are approaching the end of its useful life. The City will need to upgrade and replace these critical features at an estimated cost of \$2.0 million.
 - The economy plays an important role in the performance of the US Cellular Coliseum and affects all aspects of the venue, from shows to expenses.
-



CITY OF BLOOMINGTON, IL
 NEXT YEAR / CURRENT YEAR BUDGET ANALYSIS

PROJECTION: 20164 FY 2016 Master Budget - Level 4

FOR PERIOD 12

ACCOUNTS FOR:

City Coliseum	2014 ACTUAL	2015 ORIG BUD	2015 REVISED BUD	2015 ACTUAL	2015 PROJECTION	2016 PROPOSED	PCT CHANGE
57107110 50014 Hm Rule Tx	-1,665,044.00	-1,451,196.00	-1,451,196.00	-1,088,397.00	-1,451,196.00	-979,315.36	-32.5%
57107110 56010 Ivest Int	.00	.00	.00	244.85	39.00	39.00	.0%
57107110 70090 Audit Sv	34,800.00	35,900.00	35,900.00	35,900.00	35,900.00	36,977.00	3.0%
57107110 70702 WC Prem	2,761.00	113.95	113.95	85.50	113.95	100.38	-11.9%
57107110 70703 Liab Prem	6,533.00	269.69	269.69	202.23	269.69	149.93	-44.4%
57107110 70704 Prop In Pr	1,604.00	66.21	66.21	49.68	66.21	44.53	-32.7%
57107110 70712 WC Claim	.00	905.60	905.60	679.23	905.60	988.13	9.1%
57107110 70713 Liab Claim	.00	154.41	154.41	115.83	154.41	99.97	-35.3%
57107110 70714 Prop Claim	.00	127.70	127.70	95.76	127.70	82.66	-35.3%
57107110 70720 Ins Admin	4,995.00	334.04	334.04	250.56	334.04	225.91	-32.4%
57107110 71010 Off Supp	1,499.00	1,200.00	1,200.00	774.00	1,200.00	.00	-100.0%
57107110 71190 Other Supp	40,651.00	.00	.00	.00	.00	.00	.0%
57107110 72140 CO Other	-40,651.00	.00	.00	.00	.00	.00	.0%
57107110 72520 Buildings	30,550.97	.00	.00	.00	.00	.00	.0%
57107110 72520 57101 Buildings	119,566.75	.00	.00	16,308.91	4,306.25	.00	.0%
57107110 72520 57102 Buildings	111,252.17	.00	.00	16,308.91	4,306.25	.00	.0%
57107110 72520 57103 Buildings	89,000.00	.00	.00	82,746.53	82,746.53	.00	.0%
57107110 73401 Lease Prin	.00	33,779.18	33,779.18	.00	3,347.50	172,541.68	410.8%
57107110 73701 Lease Int	.00	3,239.44	3,239.44	.00	.00	39,745.62	1126.9%
57107110 79990 Othr Exp	121,612.00	.00	.00	.00	.00	.00	.0%
57107110 85100 Fm General	-2,646,000.00	-76,089.62	-76,089.62	-57,067.20	-76,089.62	-172,117.27	126.2%
57107110 89306 To 04 CsmB	1,665,044.00	1,451,196.00	1,451,196.00	1,088,397.00	1,451,196.00	979,315.36	-32.5%
TOTAL City Coliseum	-2,121,826.11	.60	.60	96,694.79	57,727.51	78,877.54	%
TOTAL REVENUE	-4,311,044.00	-1,527,285.62	-1,527,285.62	-1,145,219.35	-1,527,246.62	-1,151,393.63	-24.6%
TOTAL EXPENSE	2,189,217.89	1,527,286.22	1,527,286.22	1,241,914.14	1,584,974.13	1,230,271.17	-19.4%
GRAND TOTAL	-2,121,826.11	.60	.60	96,694.79	57,727.51	78,877.54	%



151

This page intentionally left blank



INTERNAL SERVICE FUNDS



INTERNAL SERVICE FUNDS

60150150 Casualty Insurance Fund

60200210-60200290 Employee Health Insurance

60280210-60280290 Retiree Health Insurance

Casualty Insurance Fund

60150150



Purpose
(Why does this fund exist?)



The City is given certain immunities from liabilities which are not available to non-governmental entities as provided under the "Local Governmental and Governmental Employees Tort Immunity Act" (745 ILCS 10). This statute was extensively revised in 1986 because many municipalities were unable to purchase liability insurance because of the high cost of paying claims. The underlying philosophy is that, even though it may be perceived to be unfair to have damages and injuries paid by an individual citizen's insurance company, the alternative (having the local government pay) would result in greatly increased taxation in order to pay judgments. The Tort Immunity Act generally imposes liability for injuries on government-owned property only when the local government had actual or constructive notice of the defect in the property in sufficient time to reasonably take action to respond to the defect. In certain types of activities, the City is not liable at all (for example, injuries which resulted from weather conditions). The City staff regularly meets with its third-party insurance administrator to determine if the insurance that has been purchased provides adequate coverage to protect the City in the event of liability claims.

Contributions from the City departments pay for the projected costs of the Casualty Insurance Program. Projected premiums, administrative fees, and claims are prorated across departments using a weighted average of 85% of the 5 year claim losses and 15% of total salaries and benefits of each department. This methodology allocates costs to the departments based primarily on their claim history but also allocates some costs to all departments for participation in the program regardless of claims history.

What does the Casualty Insurance Fund Include?




Casualty Insurance includes:

- **General Liability** – Covers “slip and fall” accidents
- **Property** – Reimburses for damage to and loss of property
- **Auto Liability** – Reimburses for damage to vehicles
- **Worker’s Compensation** – Covers the costs of related medical expenses when an employee is injured
- **Public Official Liability** – Covers any legal action taken against public officials
- **Employee Practices Liability** – Covers expenses related to legal action taken for wrongful termination lawsuits or discrimination
- **Law Enforcement** – Special policy relating to Police
- **Employee Benefits (Errors and Omissions)** – Covers the cost if an employee is inadvertently not signed up for benefits
- **Sexual Abuse** – Covers expenses resulting from Sexual Harassment or Sexual Abuse lawsuits
- **Failure to Supply** – Covers costs if the City does not follow through on contractual obligations to provide services or products
- **Health and Social Services** – Covers medical malpractice



The City is self-insured, but carries supplemental commercial insurance for certain types of claims or claims with an excess of certain dollar amounts.

**FY 2016
Budget & Program
Highlights**



The procurement of Casualty Insurance at the best possible rates from an administrator that provides efficient and competent service maximizes savings and generates better results sooner. Effective insurance coverage helps the City to remain financially sound and to provide quality basic services.

Funding Source



Contributions from various City Funds

**What we
accomplished in
FY 2015**



-
- Continued to monitor and close out claims from previous years
 - Held quarterly claims meetings to close out older claims and review claims activity
 - Continued to see positive loss results from use of Nurse Triage Service
-

Revenue & Expenditures



Casualty Insurance Fund	FY 2014 Actual	FY 2015 Approved Budget	FY 2015 Projected	FY 2016 Proposed Budget
Expenditures	\$3,055,237	\$3,380,000	\$4,053,205	\$3,856,730
Revenues	\$2,753,526	\$3,323,000	\$3,337,000	\$3,762,195

Budgetary Fund Balance



Casualty Insurance Fund	FY 2014 (audited)	FY 2015 (projected)	FY 2016 (projected)
Budgetary Fund Balance	\$2,951,972	\$2,235,767	\$2,141,232

- Excludes long-term liabilities.

Challenges



The Casualty Insurance budget is subject to change because the City will issue a Request for Proposals in February for the next fiscal year’s insurance policy. The figures for this fund have been determined on the basis of staff estimates and will be adjusted for the final budget.



CITY OF BLOOMINGTON, IL
 NEXT YEAR / CURRENT YEAR BUDGET ANALYSIS

PROJECTION: 20164 FY 2016 Master Budget - Level 4

FOR PERIOD 12

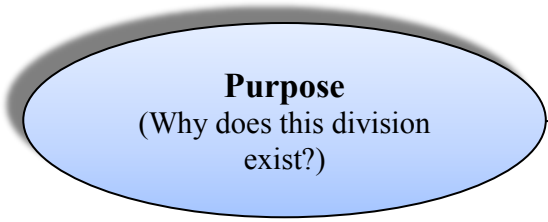
ACCOUNTS FOR:

Casualty Insurance	2014 ACTUAL	2015 ORIG BUD	2015 REVISED BUD	2015 ACTUAL	2015 PROJECTION	2016 PROPOSED	PCT CHANGE
60150150 56010 Ivest Int	-1,795.24	-2,500.00	-2,500.00	-5,523.02	-7,500.00	-5,000.00	100.0%
60150150 56110 UR GainLs	1,823.27	-500.00	-500.00	59.44	500.00	100.00	-120.0%
60150150 57230 CtyContrib	-2,753,553.66	-3,320,000.00	-3,320,000.00	-2,490,000.30	-3,320,000.00	-3,757,295.00	13.2%
60150150 57290 OthrIns Rv	.00	.00	.00	-10,000.00	-10,000.00	.00	.0%
60150150 70090 Audit Sv	.00	20,000.00	20,000.00	5,475.19	12,000.00	20,000.00	.0%
60150150 70220 Oth PT Sv	86,816.00	62,500.00	62,500.00	43,539.00	62,500.00	64,375.00	3.0%
60150150 70632 Pro Develop	.00	15,000.00	15,000.00	.00	10,000.00	15,000.00	.0%
60150150 70690 Purch Serv	82.02	.00	.00	33.19	54.00	60.00	.0%
60150150 70702 WC Prem	224,014.00	191,891.14	191,891.14	251,007.00	251,007.00	267,332.00	39.3%
60150150 70703 Liab Prem	368,038.00	454,093.76	454,093.76	374,829.00	374,829.00	399,292.18	-12.1%
60150150 70704 Prop Prem	99,918.00	111,515.10	111,515.10	111,350.00	111,350.00	118,591.94	6.3%
60150150 70712 WC Claim	1,258,527.50	1,525,000.00	1,525,000.00	1,835,965.90	2,566,465.00	1,931,504.55	26.7%
60150150 70713 Liab Claim	516,204.96	260,000.00	260,000.00	425,843.91	350,000.00	260,000.00	.0%
60150150 70714 Prop Claim	.00	215,000.00	215,000.00	.00	.00	215,000.00	.0%
60150150 70720 Ins Admin	501,636.07	525,000.00	525,000.00	130,410.06	315,000.00	565,574.45	7.7%
TOTAL Casualty Insurance	301,710.92	57,000.00	57,000.00	672,989.37	716,205.00	94,535.12	65.9%
TOTAL REVENUE	-2,753,525.63	-3,323,000.00	-3,323,000.00	-2,505,463.88	-3,337,000.00	-3,762,195.00	13.2%
TOTAL EXPENSE	3,055,236.55	3,380,000.00	3,380,000.00	3,178,453.25	4,053,205.00	3,856,730.12	14.1%
GRAND TOTAL	301,710.92	57,000.00	57,000.00	672,989.37	716,205.00	94,535.12	65.9%



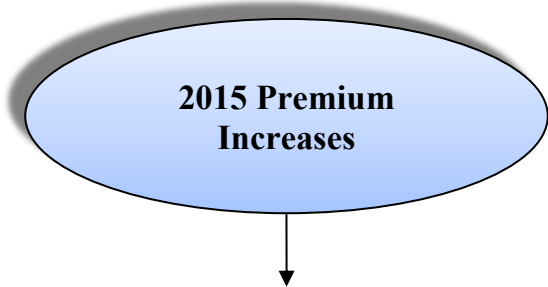
Employee Insurance & Health

6020



The City offers benefits to its employees in order to compete with other employers for qualified workers, to retain its staff and to meet the requirements set in collective bargaining agreements.

These benefits include health, dental, and vision plans, group life insurance, medical and dependent care flexible spending accounts and a voluntary (employee paid) life insurance plan.



Renewal Dated	City Blue Cross PPO Plans	City Health Alliance HMO Plans	Police Union Plan
January 2009	8.5%	5.1%	35.5%
January 2010	9.4%	5.0%	-33.2%
January 2011	10.0%	11.0%	10.3%
January 2012	10.3%	8.3%	11.2%
January 2013	12.8%	8.0%	12.2%
January 2014	2.5%	15.8%	17.1%
January 2015	7.5%	10.0%	2.0%

- The City experienced a 0.7% increase in its dental rates for 2015 and zero percent (0%) increase for its vision insurance contract owing to the two year contract term.



**FY 2016
Budget & Program
Highlights**

- Two health plans are offered by the City, a self-insured Preferred Provider Organization (PPO) health plan through Blue Cross and a fully insured Health Maintenance Organization (HMO) health plan through Health Alliance. The health plans operate on a calendar year basis.
 - By union contracts, the City administers a Police Benevolent Protective Association health plan for its sworn officers.
 - Affordable Care Act -- The provision in the Affordable Care Act to provide insurance for part-time employees working an average of thirty (30) hours per week took effect January 1, 2015 and was based on hours worked in 2014. A total of four (4) seasonal employees have been enrolled in health insurance for calendar 2015.
 - Use of the City's ERP system will continue to be expanded to electronically transmit insurance enrollment data to health plans. This streamlines the administration of employee and retiree benefits and results in more accurate records.
-



Funding Source

- Employees contribute 25% of the premiums for health plans and 50% for dental and vision coverage. Employee contributions are charged to the departmental budgets.
 - Bloomington Township reimburses the City for the cost of its employees' coverage as the township employees are covered by City health, dental and vision plans.
-

**What we
accomplished in
FY 2015**

- In September 2014 the City contracted with Arthur J. Gallagher as its employee insurance broker and consultant. Gallagher was able to negotiate down health and dental insurance premiums and fees. Among Gallagher’s many resources is their capacity to make long term projections concerning workforce demographics, insurance costs and plan designs which will assist the City in benefit planning and cost projections.
- Gallagher and City staff established and began meeting with employees in a wellness/health insurance committee setting. The committee will look to improve employee wellbeing with an eye toward improving employee/dependent health status and driving down insurance costs for all.
- In calendar year 2015 the City’s PPO pharmacy benefit is projected to decrease by 6.5% owing to a renewed contract for this benefit through Heartland Healthcare Coalition. Heartland is a regional employer health care purchasing coalition which includes many large and medium-sized central Illinois employers as members. Its membership represents approximately 400,000 covered lives.

**Revenue &
Expenditures**

	FY 2014 Actual	FY 2015 Approved Budget	FY 2015 Projected	FY 2016 Proposed Budget
Charges for Services	\$8,910,727	\$9,891,098	\$9,856,424	\$10,296,294
Investment Income	-	-	\$2,120	\$2,000
Total Revenue	\$8,910,727	\$9,891,098	\$9,858,544	\$10,298,294
Benefits	\$63,028	\$61,310	\$61,725	\$65,435
Contractual	\$4,332,373	\$4,511,001	\$4,569,083	\$4,849,884
Other Expenditures	\$4,118,833	\$5,227,371	\$5,052,831	\$5,382,974
Transfer Out	\$364,000	-	\$118,017	\$74,349
Total Expense	\$8,878,234	\$9,799,682	\$9,801,656	\$10,372,642
Net Gain (Loss)*	\$32,493	\$91,416	\$56,888	(\$74,348)*

*Use of Fund balance to cover Retiree Healthcare claims.

**Financial Breakdown
per Health Plan**



	FY 2014 Actual	FY 2015 Approved Budget	FY 2015 Projected	FY 2016 Proposed Budget
PPO Revenue	\$4,661,554	\$5,153,407	\$5,220,341	\$5,211,768
PPO Expense	-\$4,079,047	-\$5,191,036	-\$5,026,751	-\$5,211,768
Police Plan Revenue	\$2,068,144	\$2,412,249	\$2,294,181	\$2,597,595
Police Plan Expense	-\$2,086,691	-\$2,400,791	-\$2,288,630	-\$2,597,595
HMO Revenue	\$1,588,020	\$1,723,218	\$1,753,777	\$1,884,320
HMO Expense	-\$1,789,413	-\$1,623,588	-\$1,756,218	-\$1,884,319
Dental Revenue	\$446,932	\$450,908	\$441,818	\$451,371
Dental Expense	-\$410,372	-\$438,982	-\$464,250	-\$451,371
Vision Revenue	\$83,627	\$87,012	\$85,711	\$87,805
Vision Expense	-\$85,683	-\$83,975	-\$86,065	-\$87,805
Misc. Benefits	\$62,449	\$64,304	\$62,716	\$65,435
Misc. Benefits Exp.	-\$63,028	-\$61,310	-\$61,725	-\$65,435
Transfer Out	-\$364,000	-	-\$118,017	-\$74,349
Totals	\$32,493	\$91,416	\$56,888	-\$74,348

**Budgetary Fund
Balance**



Employee Health Insurance	FY 2014 (audited)	FY 2015 (projected)	FY 2016 (projected)
Budgetary Fund Balance	\$1,237,474	\$1,365,670	\$1,291,322

- Excludes long-term liabilities



Challenges

- **The continual rise in health care costs** – Despite aggressive negotiations by A.J. Gallagher with Blue Cross and Health Alliance and a decrease in projected PPO plan drug costs for 2015 owing to an improvement with the Catamaran contract, overall health insurance costs continue to rise. City staff, with the guidance of A.J. Gallagher has established an employee wellness/insurance committee to explore ways to bring employee wellbeing to the forefront and relate these efforts to health plan costs. Staff also anticipates reviewing options to “bend the insurance cost curve” through plan redesign.
 - **Affordable Care Act: Coverage of additional employees** -- The provision in the Affordable Care Act to provide insurance for part-time employees working an average of thirty (30) hours per week will increase costs. This requirement to offer health insurance to employees for 2015 is based on hours worked in 2014. There were four seasonal employees who were enrolled in the City’s health plans for 2015 under the provisions of the Affordable Care Act.
 - **Affordable Care Act: Potential excise tax** -- The provision of the Affordable Care Act which in 2018 requires the payment of 40% excise tax on high cost health plans could also impact the City. The City’s plans are in jeopardy of falling into the high cost health plan category depending on the rate of increase experienced by these plans over the next few years and whether the plans’ expenses can be controlled by other means. The City is actively exploring options to avoid this tax.
-




CITY OF BLOOMINGTON, IL
 NEXT YEAR / CURRENT YEAR BUDGET ANALYSIS

PROJECTION: 20164 FY 2016 Master Budget - Level 4

FOR PERIOD 12

ACCOUNTS FOR:

Blue Cross/Blue Shield PPO	2014 ACTUAL	2015 ORIG BUD	2015 REVISED BUD	2015 ACTUAL	2015 PROJECTION	2016 PROPOSED	PCT CHANGE
60200210 56010 Ivest Int	.00	.00	.00	-1,921.25	-2,120.00	-2,000.00	.0%
60200210 57210 EmpContrib	-1,113,190.08	-1,264,732.00	-1,264,732.00	-877,099.97	-1,160,068.00	-1,420,040.00	12.3%
60200210 57213 CFmr Emp	-7,023.43	.00	.00	-2,710.65	-2,000.00	-2,000.00	.0%
60200210 57214 CFm Othr	-98,754.33	-127,007.00	-127,007.00	-66,397.37	-86,100.00	-109,472.00	-13.8%
60200210 57230 CtyContrib	-3,337,678.54	-3,761,668.00	-3,761,668.00	-2,631,325.13	-3,470,053.00	-3,678,256.00	-2.2%
60200210 57250 SpLs Reimb	-104,907.79	.00	.00	-435,020.75	-500,000.00	.00	.0%
60200210 70220 Oth PT Sv	.00	.00	.00	.00	.00	60,900.00	.0%
60200210 70690 Purch Serv	4,750.00	10,000.00	10,000.00	2,375.00	10,000.00	10,000.00	.0%
60200210 70716 StpLss Ins	252,467.12	208,532.00	208,532.00	179,188.80	225,000.00	.00	-100.0%
60200210 70717 Claim Pd	3,708,460.79	4,788,389.00	4,788,389.00	3,816,958.45	4,588,581.00	4,931,603.00	3.0%
60200210 70720 Ins Admin	113,368.81	184,115.00	184,115.00	234,019.06	203,170.00	209,265.00	13.7%
TOTAL Blue Cross/Blue Shield	-582,507.45	37,629.00	37,629.00	218,066.19	-193,590.00	.00	-100.0%
60200230 57210 EmpContrib	-516,523.37	-602,454.00	-602,454.00	-431,032.47	-573,172.00	-650,550.00	8.0%
60200230 57213 CFmr Emp	-2,533.80	.00	.00	-5,103.11	-6,775.00	-2,500.00	.0%
60200230 57230 CtyContrib	-1,549,086.66	-1,809,795.00	-1,809,795.00	-1,290,459.10	-1,714,234.00	-1,944,545.00	7.4%
60200230 70719 Prem Pd	2,086,690.99	2,400,791.00	2,400,791.00	1,528,606.30	2,288,630.00	2,597,595.00	8.2%
TOTAL Police Plan	18,547.16	-11,458.00	-11,458.00	-197,988.38	-5,551.00	.00	-100.0%
60200232 57210 EmpContrib	-386,100.44	-396,985.00	-396,985.00	-326,215.70	-429,244.00	-461,437.00	16.2%
60200232 57213 CFmr Emp	-7,302.00	.00	.00	-5,567.24	-7,271.00	-5,000.00	.0%
60200232 57214 CFm Othr	-45,449.00	-48,492.00	-48,492.00	-40,536.00	-40,162.00	-45,000.00	-7.2%
60200232 57230 CtyContrib	-1,149,168.81	-1,277,741.00	-1,277,741.00	-969,528.91	-1,277,100.00	-1,372,883.00	7.4%
60200232 70719 Prem Pd	1,789,413.00	1,623,588.00	1,623,588.00	1,372,273.00	1,756,218.00	1,884,319.00	16.1%
TOTAL HAMP - HMO	201,392.75	-99,630.00	-99,630.00	30,425.15	2,441.00	-1.00	-100.0%
60200240 57210 EmpContrib	-218,100.98	-214,935.00	-214,935.00	-161,685.59	-215,759.00	-220,074.00	2.4%
60200240 57213 CFmr Emp	-2,625.23	.00	.00	-1,648.31	-2,552.00	-2,750.00	.0%
60200240 57214 CFm Othr	-8,191.78	-9,095.00	-9,095.00	-5,899.26	-8,020.00	-8,750.00	-3.8%
60200240 57230 CtyContrib	-218,014.35	-226,878.00	-226,878.00	-161,529.72	-215,487.00	-219,797.00	-3.1%
60200240 70717 Claim Pd	410,372.15	438,982.00	438,982.00	316,536.38	464,250.00	451,371.00	2.8%
TOTAL Dental	-36,560.19	-11,926.00	-11,926.00	-14,226.50	22,432.00	.00	-100.0%
60200250 57210 EmpContrib	-40,801.48	-41,151.00	-41,151.00	-31,725.13	-42,306.00	-43,152.00	4.9%
60200250 57213 CFmr Emp	-640.05	.00	.00	-87.38	-105.00	-250.00	.0%
60200250 57214 CFm Othr	-1,400.56	-1,658.00	-1,658.00	-1,177.78	-1,140.00	-1,400.00	-15.6%
60200250 57230 CtyContrib	-40,785.32	-44,203.00	-44,203.00	-31,614.84	-42,160.00	-43,003.00	-2.7%
60200250 70719 Prem Pd	85,682.76	83,975.00	83,975.00	71,736.68	86,065.00	87,805.00	4.6%
TOTAL Vision	2,055.35	-3,037.00	-3,037.00	7,131.55	354.00	.00	-100.0%
60200290 57210 EmpContrib	-26,545.97	-24,748.00	-24,748.00	-18,911.03	-26,358.00	-26,885.00	8.6%



164



CITY OF BLOOMINGTON, IL
 NEXT YEAR / CURRENT YEAR BUDGET ANALYSIS

PROJECTION: 20164 FY 2016 Master Budget - Level 4

FOR PERIOD 12

ACCOUNTS FOR:

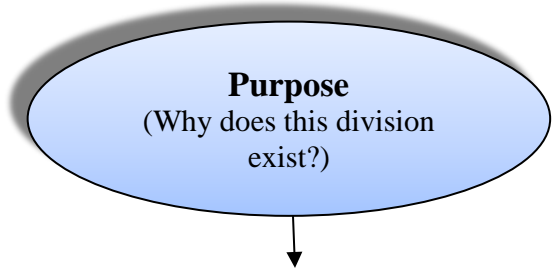
Miscellaneous Benefits	2014 ACTUAL	2015 ORIG BUD	2015 REVISED BUD	2015 ACTUAL	2015 PROJECTION	2016 PROPOSED	PCT CHANGE
60200290 57230 CtyContrib	-35,902.97	-39,556.00	-39,556.00	-27,278.88	-36,358.00	-38,550.00	-2.5%
60200290 62110 Grp Lif In	36,127.11	36,562.00	36,562.00	30,363.47	36,400.00	38,550.00	5.4%
60200290 62112 Vol Lif In	26,901.00	24,748.00	24,748.00	16,920.00	25,325.00	26,885.00	8.6%
60200290 89628 To RtHlth	364,000.00	.00	.00	.00	118,017.00	74,349.00	.0%
TOTAL Miscellaneous Benefits	364,579.17	-2,994.00	-2,994.00	1,093.56	117,026.00	74,349.00	-2583.3%
TOTAL REVENUE	-8,910,726.94	-9,891,098.00	-9,891,098.00	-7,524,475.57	-9,858,544.00	-10,298,294.00	4.1%
TOTAL EXPENSE	8,878,233.73	9,799,682.00	9,799,682.00	7,568,977.14	9,801,656.00	10,372,642.00	5.8%
GRAND TOTAL	-32,493.21	-91,416.00	-91,416.00	44,501.57	-56,888.00	74,348.00	-181.3%



Retiree Health Insurance



6028



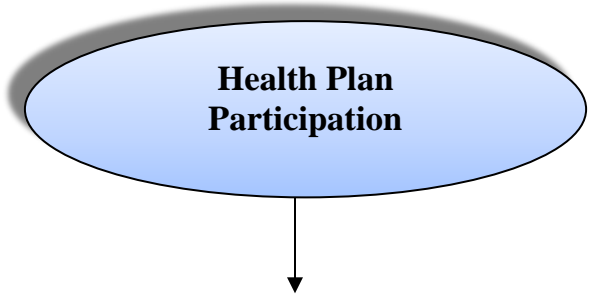
Program Descriptions: The City of Bloomington insurance benefits for retired employees, their spouses and eligible dependents are budgeted in this account. With the exception of certain disabled sworn fire and police retirees, **retirees pay 100% of the premiums for these insurance plans.** The City is required under Illinois law (215 ILCS 5/367f, 215 ILCS 5/367g and 215 ILCS 5/367j within Article XX) to provide insurance to its retirees as long as insurance is provided to its active employees. This compares with only 25% (twenty-five percent) of all firms with 200 (two hundred) or more employees that offer health insurance to active employees. (Employer Health Benefits, 2014, Kaiser Family Foundation and Health Research and Educational Trust, pg.185).

Employees retiring under Illinois Municipal Retirement Fund (IMRF) must be eligible to begin drawing a pension immediately upon retirement to continue their health insurance under State statutes. Retiring sworn fire and police personnel may continue their insurance while in a deferred retirement status. Health, dental, vision and group life insurance plans are available to City retirees.

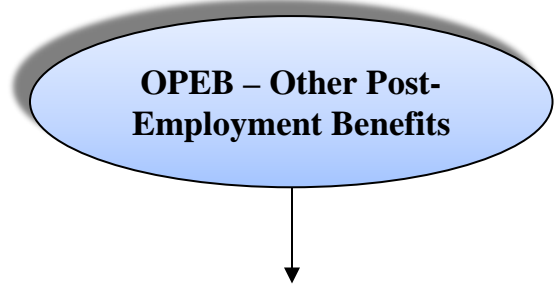
The City is currently administering benefits for 126 retirees of which 143 have health insurance. The remaining retirees are participating in the dental and/or vision plans. A total of 253 individuals (retirees, spouses and dependents) are currently covered in one or more of the City's retiree plans.

Premiums are typically deducted from retirement checks although other forms of payment are available. Bloomington Township retirees are eligible to participate in the health, dental and vision programs although none currently are participating.

City of Bloomington retirees may join any of the plans described in the employee health budget narrative with the exception of the Police Benevolent Protective Association's (PBPA) plan. Only sworn police retirees may join the PBPA plan. Dental and vision plans are available to all retirees.



<i>By Count</i>	April 2013	April 2014
Active Employees	539	548
Retirees or widowed retiree spouses	166	131
Total	705	679
<i>By Percent of Total Participants</i>		
Active Employees	76.4%	80.7%
Retirees or widowed retiree spouses	23.6%	19.3%
Total	100%	100%



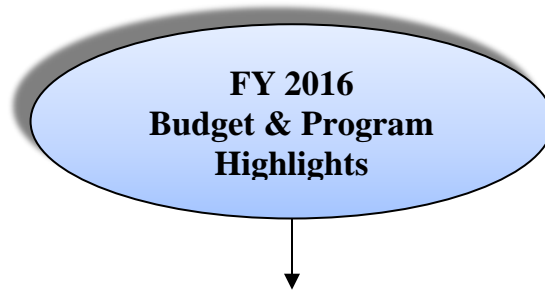
Other Post-Employment Benefits (OPEB) Liability: The Government Accounting Standards Board (GASB) requires public sector employers to calculate and report their liability for OPEB, including retiree health care. Retirees pay 100% of the blended rates for their insurance; however, this creates an implicit subsidy as described below.

Implicit Subsidy: Under Illinois law (215 ILCS 5/367f, 215 ILCS 5/367g and 215 ILCS 5/367j within Article XX), municipal retirees must have the same full premiums as active employees. Thus, the premiums for active employees and retirees are developed by blending the experience of the two groups. Premiums are calculated by actuaries at the various health plans. The premiums that result when the retiree costs are blended with the active employee costs are higher than would be expected for the active employees alone. Since municipalities, like most

other employers, contribute toward the cost of their active employee health insurance, the municipality ends up incurring additional expense for their active employees due to the overall increased costs resulting from the retiree costs. This additional employer cost is known as an “**implied subsidy**” and must be reported by the City as a liability. Hence, even though a retiree pays the full premium as calculated under Illinois law, the City still retains a liability for retiree health insurance. The liability for retiree health insurance is also known as “Other Post-Employment Benefits” (OPEB) liability under General Accounting Standards Board (GASB) regulations.

OPEB (retiree health, dental and vision plan) costs per actuarial studies.

Year Ended	Employer Contributions	Annual Required Contribution (ARC)	% of ARC Contributed
4/30/14	\$906,966	\$1,398,513	64.85%
4/30/13	\$150,545	\$1,347,891	11.17%
4/30/12	\$467,526	\$1,349,839	34.64%
4/30/11	\$829,455	\$1,302,347	63.69%
4/30/10	\$430,044	\$1,587,855	27.08%
4/30/09	\$192,116	\$1,514,594	12.68%
4/30/08	\$211,486	\$1,407,400	15.03%

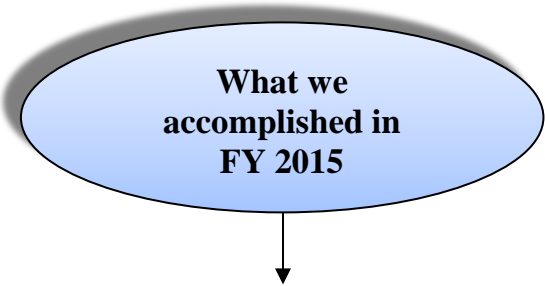


- We will evaluate and implement plan changes and other administrative requirements stemming from the Patient Protection and Affordable Care Act (Health Care Reform).
- Implementation of the City’s ERP system will continue, which will dramatically streamline the administration of employee and retiree benefits.
- Ongoing analyses will continue to insure that benefits are being provided in a cost-effective manner. Along with A.J. Gallagher, the City’s insurance broker and consultant, staff is investigating means to provide Medicare eligible employees with a more cost effective insurance option.
- Plan administration procedures will be constantly monitored for fiscal control.



Funding Source

- Retirees contribute 100% of the premiums for health, dental and vision coverage.
 - Certain amounts are charged back to departmental budgets. Additional funding is also provided through transfers from the General Fund and the Employee Health Insurance Fund.
-



**What we
accomplished in
FY 2015**

- In September 2014 the City contracted with Arthur J. Gallagher as its employee insurance broker and consultant. Gallagher was able to negotiate down health and dental insurance premiums and fees. Among Gallagher's many resources is their capacity to make long term projections concerning workforce demographics, insurance costs and plan designs which will assist the City in benefit planning and cost projections.
 - In calendar 2015 the City's PPO pharmacy benefit is projected to decrease by 6.5% owing to a renewed contract for this benefit through Heartland Healthcare Coalition. Heartland is a regional employer health care purchasing coalition which includes many large and medium-sized central Illinois employers as members. Its membership represents approximately 400,000 covered lives.
-

Revenue & Expenditures



Retiree Health Insurance	FY 2014 Actual	FY 2015 Approved Budget	FY 2015 Projected	FY 2016 Proposed Budget
Intergovernmental Revenue	\$32,742	-	-	-
Charges for Services	\$1,407,262	\$1,410,554	\$1,489,723	\$1,578,706
Investment Income	-	-	\$170	\$170
Transfer In	\$364,000	-	\$118,017	\$74,349
Total Revenue	\$1,804,004	\$1,410,554	\$1,607,910	\$1,653,225
Benefits	\$975	\$1,200	\$1,035	\$1,066
Contractual	\$471,111	\$426,684	\$588,958	\$557,439
Other Expenditures	\$1,192,152	\$983,870	\$1,017,917	\$1,094,550
Total Expense	\$1,664,238	\$1,411,754	\$1,607,910	\$1,653,055
Net Gain (Loss)	\$139,766	(\$1,200)	\$0	\$170

Financial Breakdown per Health Plan

Retiree Health Insurance	FY 2014 Actual	FY 2015 Approved Budget	FY 2015 Projected	FY 2016 Proposed Budget
PPO Revenue	\$1,063,574	\$1,058,039	\$1,049,294	\$1,112,965
PPO Expense	-\$1,285,611	-\$1,058,039	-\$1,169,414	-\$1,162,724
Police Plan Revenue	\$175,459	\$151,580	\$239,597	\$269,184
Police Plan Expense	-\$198,178	-\$151,580	-\$265,944	-\$292,538
HMO Revenue	\$112,169	\$116,628	\$96,502	\$92,450
HMO Expense	-\$108,929	-\$116,628	-\$86,000	-\$92,450
Dental Revenue	\$71,757	\$67,917	\$85,000	\$87,550
Dental Expense	-\$51,684	-\$67,917	-\$67,917	-\$87,550
Vision Revenue	\$17,045	\$16,390	\$19,500	\$16,727
Vision Expense	-\$18,861	-\$16,390	-\$17,600	-\$16,727
Miscellaneous Revenue	\$364,000	-	\$118,017	\$74,349
Miscellaneous Expense	-\$975	-\$1,200	-\$1,035	-\$1,066
Net Gain (Loss)	\$139,766	(\$1,200)	\$0	\$170

Budgetary Fund Balance

Retiree Health Insurance	FY 2014 (audited)	FY 2015 (projected)	FY 2016 (projected)*
Budgetary Fund Balance	(\$24,678)	(\$24,678)	(\$24,508)

*Budget transfer from Employee Healthcare fund will bring this balance to zero.



Challenges

- **The continual rise in health care costs** – Despite aggressive negotiations by A.J. Gallagher with Blue Cross and Health Alliance and a decrease in projected PPO plan drug costs for 2015 owing to an improvement with the Catamaran contract, overall health insurance costs continue to rise. City staff, with the guidance of A.J. Gallagher has established an employee wellness/insurance committee to explore ways to bring employee wellbeing to the forefront and relate these efforts to health plan costs. Staff also anticipates reviewing options to “bend the insurance cost curve” through plan redesign.
- **Affordable Care Act: Potential excise tax** -- The provision of the Affordable Care Act which in 2018 requires the payment of 40% excise tax on high cost health plans could also impact the City. The City’s plans are in jeopardy of falling into the high cost health plan category depending on the rate of increase experienced by these plans over the next few years and whether the plans’ expenses can be controlled by other means. The City is actively exploring options to avoid this tax.



CITY OF BLOOMINGTON, IL
 NEXT YEAR / CURRENT YEAR BUDGET ANALYSIS

PROJECTION: 20164 FY 2016 Master Budget - Level 4

FOR PERIOD 12

ACCOUNTS FOR:

		2014 ACTUAL	2015 ORIG BUD	2015 REVISED BUD	2015 ACTUAL	2015 PROJECTION	2016 PROPOSED	PCT CHANGE
Blue Cross/Blue Shield PPO								
60280210 53990	Ot IGov Rv	-32,741.95	.00	.00	.00	.00	.00	.0%
60280210 56010	Ivest Int	.00	.00	.00	-240.19	-170.00	-170.00	.0%
60280210 57213	CFmr Emp	-987,000.35	-1,004,955.00	-1,004,955.00	-695,704.36	-996,040.00	-1,055,802.00	5.1%
60280210 57230	CtyContrib	-43,832.00	-53,084.00	-53,084.00	.00	-53,084.00	-56,993.00	7.4%
60280210 70220	Oth PT Sv	7,500.00	7,500.00	7,500.00	3,750.00	13,350.00	17,100.00	128.0%
60280210 70716	StpLss Ins	.00	71,478.00	71,478.00	.00	71,478.00	.00	-100.0%
60280210 70717	Claim Pd	1,140,467.61	915,953.00	915,953.00	461,740.42	950,000.00	1,007,000.00	9.9%
60280210 70719	Prem Pd	860.00	.00	.00	3,370.00	.00	.00	.0%
60280210 70720	Ins Admin	136,783.00	63,108.00	63,108.00	.00	134,586.00	138,624.00	119.7%
TOTAL Blue Cross/Blue Shield		222,036.31	.00	.00	-227,084.13	120,120.00	49,759.00	.0%
60280230 57213	CFmr Emp	-105,954.35	-74,995.00	-74,995.00	-123,532.07	-163,012.00	-179,313.00	139.1%
60280230 57230	CtyContrib	-69,505.00	-76,585.00	-76,585.00	.00	-76,585.00	-89,871.00	17.3%
60280230 70719	Prem Pd	198,177.61	151,580.00	151,580.00	177,880.63	265,944.00	292,538.00	93.0%
TOTAL Police Plan		22,718.26	.00	.00	54,348.56	26,347.00	23,354.00	.0%
60280232 57213	CFmr Emp	-104,956.82	-109,776.00	-109,776.00	-60,786.00	-89,650.00	-83,094.00	-24.3%
60280232 57230	CtyContrib	-7,212.00	-6,852.00	-6,852.00	.00	-6,852.00	-9,356.00	36.5%
60280232 70719	Prem Pd	108,929.00	116,628.00	116,628.00	71,177.76	86,000.00	92,450.00	-20.7%
TOTAL HAMP - HMO		-3,239.82	.00	.00	10,391.76	-10,502.00	.00	.0%
60280240 57213	CFmr Emp	-71,756.82	-67,917.00	-67,917.00	-66,277.48	-85,000.00	-87,550.00	28.9%
60280240 70717	Claim Pd	51,684.00	67,917.00	67,917.00	.00	67,917.00	87,550.00	28.9%
TOTAL Dental		-20,072.82	.00	.00	-66,277.48	-17,083.00	.00	.0%
60280250 57213	CFmr Emp	-17,044.67	-16,390.00	-16,390.00	-13,627.33	-19,500.00	-16,727.00	2.1%
60280250 70719	Prem Pd	18,861.37	16,390.00	16,390.00	14,649.37	17,600.00	16,727.00	2.1%
TOTAL Vision		1,816.70	.00	.00	1,022.04	-1,900.00	.00	.0%
60280290 62110	Grp Lif In	975.21	1,200.00	1,200.00	848.56	1,035.00	1,066.00	-11.2%
60280290 85602	Fm EmpIns	-364,000.00	.00	.00	.00	-118,017.00	-74,349.00	.0%
TOTAL Miscellaneous Benefits		-363,024.79	1,200.00	1,200.00	848.56	-116,982.00	-73,283.00	-6206.9%
TOTAL REVENUE		-1,804,003.96	-1,410,554.00	-1,410,554.00	-960,167.43	-1,607,910.00	-1,653,225.00	17.2%
TOTAL EXPENSE		1,664,237.80	1,411,754.00	1,411,754.00	733,416.74	1,607,910.00	1,653,055.00	17.1%
GRAND TOTAL		-139,766.16	1,200.00	1,200.00	-226,750.69	.00	-170.00	-114.2%



This page intentionally left blank



FIDUCIARY FUNDS

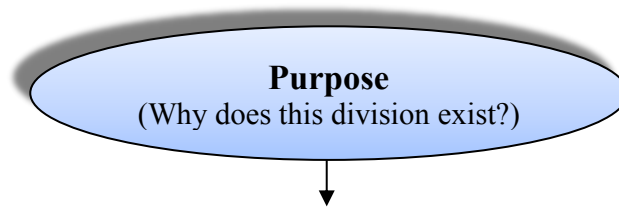


FIDUCIARY FUNDS

72102100 John M. Scott Health Care Fund

John M. Scott Health Resources Center

7210



Judge John M. Scott was a Justice of the Illinois Supreme Court in the 1880s and a resident of McLean County. He directed his estate to be partially used to assure health care for persons unable to afford it themselves. In 1981, the City of Bloomington became Trustees to \$5.4 million designated for a Health Resources Center. A commission, consisting of representatives from local hospitals, nurses, physicians, dentists, optometrists, the McLean County Health Department, the City of Bloomington Township, Second Presbyterian Church, United Way, and Mid-Central Community Action Inc., was appointed by the Trustees of the Estate.

Funding for all programs and services offered by John M. Scott Health Resources Center comes solely from this trust's investment revenue. The Center is not tax-supported.

Under the conditions of the trust, the Center provides selected health care services for medically indigent persons in McLean County. The scope of services provided may include purchase of care for individuals or grants in aid for community agencies, but will not duplicate or supplant services available through other agencies or payment sources.

Employees and volunteers provide screenings, health care financing, information and referral, health education, transportation, and advocacy. Their efforts help persons access needed health care, prescription medications, nutritious meals, and other services which promote good health.



The Maternal/Child Health/Cancer Patient Transport Program provides safe and reliable transportation within Bloomington/Normal for pregnant women, sick children, and cancer patients to medical appointments. All of the drivers are volunteers.

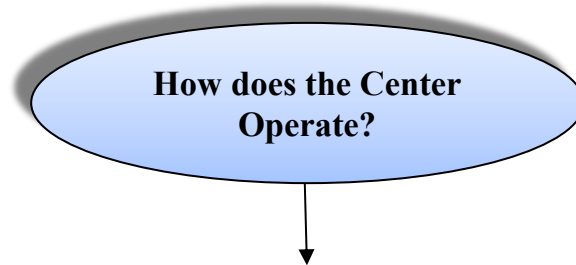
The Gary S. Johnson Dental Clinic provides free dental services twice a year through the offices of Doctors Doran, Capodice, Efaw and Ocheltree. Local dentists volunteer their services to treat patients, while community volunteers handle the registration process. Volunteers from State Farm Insurance provide interpretation services for Spanish speaking patients.

Prescription Medicine Fund provides help paying for medicine to individuals with limited income and limited assets.

Indigent Patient Fund provides help in help in paying for the following health services when not available through other organizations. There are annual maximum benefits per individual/household and copayments for Dental Services, Physician Services, Medical Equipment & Supplies when ordered by a physician, and Mental Health Medications.



John M. Scott Health Resources Center provides health education, information and referral services to financially needy individuals (below 185% of the poverty level) in McLean County through direct financial assistance to clients and grants in aid to providers of these programs and services.



In 2009, the City of Bloomington (City) and the City of Bloomington Township (COB Township) entered into an Intergovernmental Agreement that allowed for the day-to-day operations of the John M. Scott Health Resource Center (JMSHRC) to be administrated by the Supervisor of the COB Township. It was the determination of the City that the programs and services provided for in the John M. Scott Trust would best be delivered by utilizing the personnel and by the sharing of the same office building of the COB Township. This transition of day-to-day operations enables both agencies, JMSHRC and COB Township to make their services more convenient to their clients and provides services more efficiently and at a lower cost. At the time of the Intergovernmental Agreement, all City employees working for the JMSHRC became employees of the COB Township. The COB Township is reimbursed for all costs incurred for direct operations of the JMSHRC, including the cost of labor. Revenue to cover these expenses comes from investment income earned on the John M. Scott Trust.

The City Council, acting as Trustee for the Estate and as the Board of Trustees of the City of Bloomington Township authorizes the Supervisor of the Township to operate and direct the programs and services, to implement the guidelines, rules and regulations as may be adopted by the City and to authorize the disbursement of funds or contractual services as provided.

Health care program and services of the John M. Scott Trust are determined by the City Council upon recommendation of the John M. Scott Health Care Commission, which serves as the advisory body to the operation of this program. Such programs and services shall be submitted to the Township Supervisor for implementation.

The John M. Scott Health Resources Center (JMSHRC) and the City of Bloomington Township (COBT) Assistance Program are now located in the same building at the Township Center at 607 S. Gridley Street, Bloomington, IL.

**FY 2016
Budget & Program
Highlights**

The FY 2016 proposed budget reflects a 17.6% decrease in expenditures compared to the FY 2015 budget.

The effect of the Affordable Care Act on potential clients reduced the medical need yet the JMSHRC must still be prepared financially. In addition, the budget decrease reflects the changes in administrative need for FY2016.

Funding Source

Funding for all programs and services offered by the Center comes solely from investment revenue generated by the John M. Scott Trust.

**Revenue &
Expenditures**

John M. Scott Health Resources Center	FY 2014 Actual	FY 2015 Adopted Budget	FY 2015 Projected	FY 2016 Proposed Budget
Expenditures				
Contractual	\$117,057	\$210,865	\$131,934	\$195,500
Commodities	\$3,803	\$5,690	\$2,600	\$6,000
Other Intergovernmental	\$143,593	\$160,000	\$130,980	\$107,195
Other Expenditures	\$32,744	\$90,000	\$26,458	\$72,500
Transfer Out	\$19,877	\$19,877	\$19,877	\$19,877
Department Total	\$317,074	\$486,432	\$311,849	\$401,072
Revenues	\$958,348	\$501,000	\$471,242	\$501,000*

*FY 2016 includes a revenue budget for projected unrealized gains.

**FY 2015
Performance
Measurements**



The McLean County Eye Referral Network for Public Aid continues to assist people in obtaining eye exams and glasses for both children and adults. This program ended December 31, 2014. Services are being provided through the medical card at varying places in McLean County.

The Gary S. Johnson Dental Clinic provided free dental extractions to over 300 McLean County residents during the two dental clinics offered each year.

Volunteer drivers for the Maternal/Child Health/Transport Program have provided more than 400 rides to and from medical appointments in fiscal year 2014.

Volunteer drivers for the Cancer Transport Program have provided 670 rides to and from the Community Cancer Center in fiscal year 2014.

The Center has provided grants to the Community Health Care Clinic, McLean County Center for Human Services, McLean County Health Department Value Vision Program, Center for Youth and Family Services, and Peace Meals in FY 2014. These programs follow the mission of what John M. Scott sought to provide in our community.

The Center authorizes \$200 in dental services, per client, to be used by the McLean County Health Department Adult Dental Clinic.

The Scott Commission and staff continue to explore referral services, collaborative partnerships and direct service providers for McLean County residents in need of health care assistance.

**Budgetary Fund
Balance**



John M. Scott Health Resources Center	FY 2014 (audited)	FY 2015 (projected)	FY 2016 (projected)
Budgetary Fund Balance	\$4,973,511	\$5,132,904	\$5,232,832



CITY OF BLOOMINGTON, IL
 NEXT YEAR / CURRENT YEAR BUDGET ANALYSIS

PROJECTION: 20164 FY 2016 Master Budget - Level 4

FOR PERIOD 12

ACCOUNTS FOR:

J M Scott Health Care	2014 ACTUAL	2015 ORIG BUD	2015 REVISED BUD	2015 ACTUAL	2015 PROJECTION	2016 PROPOSED	PCT CHANGE
72102100 56010 Ivest Int	-229,940.87	-100,000.00	-100,000.00	-380,597.19	-70,000.00	-100,000.00	.0%
72102100 56110 UR GainLs	-726,190.89	-400,000.00	-400,000.00	-404,451.57	-400,000.00	-400,000.00	.0%
72102100 57310 Donations	-1,900.00	-1,000.00	-1,000.00	-1,000.00	-1,000.00	-1,000.00	.0%
72102100 57990 OMisc Rev	-315.84	.00	.00	-260.96	-241.92	.00	.0%
72102100 70010 Out Legal	.00	750.00	750.00	.00	2,000.00	2,000.00	166.7%
72102100 70020 Physn Sv	391.15	4,000.00	4,000.00	83.80	100.00	2,000.00	-50.0%
72102100 70030 Dent Sv	21,626.66	80,000.00	80,000.00	9,482.29	13,434.00	20,000.00	-75.0%
72102100 70190 ComHlth Sv	93,864.00	115,000.00	115,000.00	124,896.64	115,000.00	167,500.00	45.7%
72102100 70210 Oth Med Sv	1,074.28	10,000.00	10,000.00	.00	200.00	1,000.00	-90.0%
72102100 70520 RepMaint V	226.27	515.00	515.00	939.63	1,000.00	500.00	-2.9%
72102100 70611 PrintBind	.00	100.00	100.00	.00	100.00	500.00	400.0%
72102100 70690 Purch Serv	-125.00	500.00	500.00	.00	100.00	2,000.00	300.0%
72102100 71010 Off Supp	513.79	500.00	500.00	113.52	200.00	500.00	.0%
72102100 71017 Postage	297.40	774.00	774.00	187.00	500.00	1,000.00	29.2%
72102100 71070 Fuel	1,302.23	1,915.80	1,915.80	1,006.96	400.00	2,000.00	4.4%
72102100 71340 Telecom	1,690.00	2,500.00	2,500.00	1,329.25	1,500.00	2,500.00	.0%
72102100 75070 To Townshp	143,592.42	160,000.00	160,000.00	107,978.64	130,980.00	107,195.00	-33.0%
72102100 79090 PrMed Prog	24,932.50	45,000.00	45,000.00	17,384.73	22,713.00	35,000.00	-22.2%
72102100 79130 Grants	.00	15,000.00	15,000.00	.00	.00	15,000.00	.0%
72102100 79980 SpProg Exp	4,160.99	17,500.00	17,500.00	2,112.56	2,545.00	10,000.00	-42.9%
72102100 79990 Othr Exp	3,650.78	12,500.00	12,500.00	1,749.76	1,200.00	12,500.00	.0%
72102100 89112 To Gen ERI	19,877.00	19,877.00	19,877.00	19,877.00	19,877.00	19,877.00	.0%
TOTAL J M Scott Health Care	-641,273.13	-14,568.20	-14,568.20	-499,167.94	-159,392.92	-99,928.00	585.9%
TOTAL REVENUE	-958,347.60	-501,000.00	-501,000.00	-786,309.72	-471,241.92	-501,000.00	.0%
TOTAL EXPENSE	317,074.47	486,431.80	486,431.80	287,141.78	311,849.00	401,072.00	-17.5%
GRAND TOTAL	-641,273.13	-14,568.20	-14,568.20	-499,167.94	-159,392.92	-99,928.00	585.9%



180

APPENDIX



APPENDIX

- City of Bloomington Employee Count
- Budget Glossary

FY 2016 PROPOSED CITY OF BLOOMINGTON FULL AND PART-TIME EMPLOYEE COUNT

Position Description	Org	Object	Object Description
ADMINISTRATIVE SPEC	10011110	61100	Salary FT
ASST TO THE CTY MGR	10011110	61100	Salary FT
CITY MANAGER	10011110	61100	Salary FT
COMMUNICATION OFCR	10011110	61100	Salary FT
DEPUTY CITY MANAGER	10011110	61100	Salary FT
EXECUTIVE ASSISTANT	10011110	61100	Salary FT
	61100 Count		6
MAYOR	10011110	61110	Salary PT
ALDERMAN (9)	10011110	61110	Salary PT
	61110 Count		10
10011110 Administration Count		16	
CITY CLERK	10011310	61100	Salary FT
RECORDS AND INFORMAT	10011310	61100	Salary FT
SUPPORT STAFF IV- CC	10011310	61100	Salary FT
SUPPORT STAFF V - CC	10011310	61100	Salary FT
	61100 Count		4
10011310 City Clerk Count		4	
COMPENSATION AND BEN	10011410	61100	Salary FT
COMPENSATION AND BEN	10011410	61100	Salary FT
DIRECTOR HUMAN RESO	10011410	61100	Salary FT
EMPLYMNT COORDINATOR	10011410	61100	Salary FT
EQUAL OPPORTUNITY AS	10011410	61100	Salary FT
HUMAN RESOURCES REPR	10011410	61100	Salary FT
HUMAN RESOURCES SPEC	10011410	61100	Salary FT
WELLNESS COORDINATOR	10011410	61100	Salary FT
	61100 Count		8
10011410 Human Resources Count		8	
ACCOUNTANT (3)	10011510	61100	Salary FT
BUDGET ANALYST	10011510	61100	Salary FT
BUDGET MANAGER	10011510	61100	Salary FT
CHIEF ACCOUNTANT	10011510	61100	Salary FT
DIRECTOR FINANCE	10011510	61100	Salary FT
PROCUREMENT MGR	10011510	61100	Salary FT
PROCUREMENT SPCLST	10011510	61100	Salary FT
SPPRT STFF IV - FIN	10011510	61100	Salary FT
SPPRT STFF V - FIN (2)	10011510	61100	Salary FT
	61100 Count		12
10011510 Finance Count		12	
ADMINISTRATIVE ASSIS	10011610	61100	Salary FT
APPLICATION SUPPORT (2)	10011610	61100	Salary FT
DATA BASE ADMINISTRA	10011610	61100	Salary FT
DIRECTOR INFORMATION	10011610	61100	Salary FT
PC SUPPORT SPECIALIS	10011610	61100	Salary FT
PROGRAMMER ANALYST (2)	10011610	61100	Salary FT
SYSTEM ADMINISTRATOR	10011610	61100	Salary FT
WEBMASTER	10011610	61100	Salary FT
	61100 Count		10
10011610 Information Services Count		10	
ADMINISTRATIVE ASSIS	10011710	61100	Salary FT
ASST CORPORATION COUNSEL (2)	10011710	61100	Salary FT
LEGAL SECRETARY	10011710	61100	Salary FT
PARALEGAL	10011710	61100	Salary FT
	61100 Count		5
10011710 Legal Count		5	
DIRECTOR PARKS RECRE	10014105	61100	Salary FT
MARKETING ASSOCIATE	10014105	61100	Salary FT
MARKETING MANAGER	10014105	61100	Salary FT
OFFICE MANAGER - PAR	10014105	61100	Salary FT
SPPRT STFF IV - PARK	10014105	61100	Salary FT
SPPRT STFF V - PARKS	10014105	61100	Salary FT

FY 2016 PROPOSED CITY OF BLOOMINGTON FULL AND PART-TIME EMPLOYEE COUNT

Position Description	Org	Object	Object Description
		61100 Count	6
10014105 Parks, Recreation and Cultural Administration Count		6	
FORESTER (3)	10014110	61100	Salary FT
HORTICULTURIST (3)	10014110	61100	Salary FT
HVY MACH OPER- PKS	10014110	61100	Salary FT
LABORER - CUSTODIAN	10014110	61100	Salary FT
LABORER - PARKS (3)	10014110	61100	Salary FT
PARK SECURITY OFFICE	10014110	61100	Salary FT
SUPT PARK MAINTENANC	10014110	61100	Salary FT
TRUCK DRIVER - PARKS	10014110	61100	Salary FT
TURF SPECIALIST	10014110	61100	Salary FT
UTILITY WORKER - PAR (4)	10014110	61100	Salary FT
ASST SUPT PARK MAINTENANCE	10014110	61100	Salary FT
		61100 Count	20
10014110 Parks Maintenance Count		20	
RECREATION PROGRAM M (4)	10014112	61100	Salary FT
SUPT RECREATION	10014112	61100	Salary FT
		61100 Count	5
10014112 Recreation Count		5	
ASST TECHNICAL MANAG	10014125	61100	Salary FT
BOX OFFICE MANAGER	10014125	61100	Salary FT
COMMUNITY ENGAGEMENT	10014125	61100	Salary FT
DEVELOPMENT MANAGER	10014125	61100	Salary FT
FAC & EVENTS COORD	10014125	61100	Salary FT
FINANCE AND ADMINIST	10014125	61100	Salary FT
LABORER - CUSTODIAN	10014125	61100	Salary FT
PATRON AND EVENT SER	10014125	61100	Salary FT
PERFORMING ARTS MANA	10014125	61100	Salary FT
SPPRT STFF V - BCPA	10014125	61100	Salary FT
TECHNICAL MANAGER	10014125	61100	Salary FT
		61100 Count	11
10014125 Bloomington Center for Performing Arts Count		11	
SPPRT STFF V - ZOO	10014136	61100	Salary FT
SUPT ZOO	10014136	61100	Salary FT
ZOO CURATOR	10014136	61100	Salary FT
ZOO EDUCATION INSTRU	10014136	61100	Salary FT
ZOOKEEPER (5)	10014136	61100	Salary FT
		61100 Count	9
10014136 Miller Park Zoo Count		9	
ASST ICE CENTER MGR (2)	10014160	61100	Salary FT
ICE CENTER MANAGER	10014160	61100	Salary FT
		61100 Count	3
10014160 Pepsi Ice Center Count		3	
RECREATION PROGRAM M (2)	10014170	61100	Salary FT
		61100 Count	2
10014170 SOAR Count		2	
ADMINISTRATIVE ASSIS	10015110	61100	Salary FT
ASST POLICE CHIEF (3)	10015110	61100	Salary FT
CRIME & INTELLIGENCE	10015110	61100	Salary FT
CRIME DATA ANALYST	10015110	61100	Salary FT
CRIME INTELLIGENCE A	10015110	61100	Salary FT
HUMAN RESOURCE ASSOC	10015110	61100	Salary FT
LABORER - CUSTODIAN (2)	10015110	61100	Salary FT
OFFICE MANAGER - POL	10015110	61100	Salary FT
PATROL OFFICER (103)	10015110	61100	Salary FT
POLICE CHIEF	10015110	61100	Salary FT
POLICE LIEUTENANT (6)	10015110	61100	Salary FT
POLICE SERGEANT (15)	10015110	61100	Salary FT
PROPERTY AND RECORDS	10015110	61100	Salary FT
PRTY, RCRD & CSO MGR	10015110	61100	Salary FT
SPPRT STFF IV - CSO (4)	10015110	61100	Salary FT

FY 2016 PROPOSED CITY OF BLOOMINGTON FULL AND PART-TIME EMPLOYEE COUNT

Position Description	Org	Object	Object Description
SPPRT STFF IV-POLICE	10015110	61100	Salary FT
61100 Count			143
10015110 Police Count		143	
COMMUNICATION CENTER	10015118	61100	Salary FT
TELECOMMUNICATOR (16)	10015118	61100	Salary FT
61100 Count			17
10015118 Communication Center Count		17	
ADMINISTRATIVE ASSIS	10015210	61100	Salary FT
ASST FIRE CHIEF (3)	10015210	61100	Salary FT
CAPTAIN - FIRE (19)	10015210	61100	Salary FT
DEPUTY CHIEF OF OPER (2)	10015210	61100	Salary FT
ENGINEER - FIRE (21)	10015210	61100	Salary FT
FIRE CHIEF	10015210	61100	Salary FT
FIRE TRAINING OFFICE	10015210	61100	Salary FT
FIREFIGHTER - EMT I (18)	10015210	61100	Salary FT
FIREFIGHTER PARAMEDI (48)	10015210	61100	Salary FT
MAINTENANCE COORDINA	10015210	61100	Salary FT
MGMNT ANALYST-FIRE	10015210	61100	Salary FT
SPPRT STFF IV - FIRE	10015210	61100	Salary FT
61100 Count			117
10015210 Fire Count		117	
BUIDLING INSP III (2)	10015410	61100	Salary FT
DIRECTOR PACE	10015410	61100	Salary FT
DIVISION MANAGER	10015410	61100	Salary FT
ELECTRICAL INSP III	10015410	61100	Salary FT
FIRE PROTECT INS III	10015410	61100	Salary FT
HVAC INSPECTOR III	10015410	61100	Salary FT
INSPECTION SUPERVISO	10015410	61100	Salary FT
OFFICE MANAGER - PAC	10015410	61100	Salary FT
PLUMBING INSP III	10015410	61100	Salary FT
SPPRT STFF III -CODE	10015410	61100	Salary FT
SPPRT STFF V - BLD S	10015410	61100	Salary FT
61100 Count			12
10015410 Building Safety Count		12	
CITY PLANNER	10015420	61100	Salary FT
61100 Count			1
10015420 Planning Count		1	
DIVISION MANAGER	10015430	61100	Salary FT
FIRE INSPECTOR III (2)	10015430	61100	Salary FT
IMAGING TECHNICIAN	10015430	61100	Salary FT
PROPERTY MAINT I	10015430	61100	Salary FT
PROPERTY MAINT II (2)	10015430	61100	Salary FT
REHAB SPCLST INS III	10015430	61100	Salary FT
RENTAL INSPECTOR II	10015430	61100	Salary FT
SPPRT STFF IV -CODE	10015430	61100	Salary FT
SUPPORT STFF III -BS	10015430	61100	Salary FT
GRANT MANAGER	10015480	61100	Salary FT
61100 Count			12
10015430 Code Enforcement Count		12	
FACILITY MAINT SUPV	10015480	61100	Salary FT
FACILITY MANAGER	10015480	61100	Salary FT
SPPRT STFF IV-FAC M	10015480	61100	Salary FT
61100 Count			3
10015480 Facilities Maintenance Count		3	
PARKING ATTENDANT (3)	10015490	61100	Salary FT
PARKING MAINTENANCE	10015490	61100	Salary FT
SPPRT SF IV-WTR MTR4	10015490	61100	Salary FT
61100 Count			5
10015490 Parking Count		5	
DIRECTOR PUBLIC WORK	10016110	61100	Salary FT
OFFICE MANAGER - PW	10016110	61100	Salary FT

FY 2016 PROPOSED CITY OF BLOOMINGTON FULL AND PART-TIME EMPLOYEE COUNT

Position Description	Org	Object	Object Description
SUPPORT STAFF IV -PW	10016110	61100	Salary FT
61100 Count			3
10016110 Public Works Administration Count		3	
ASST SUPT STREETS/SE	10016120	61100	Salary FT
CREWLEADER - STREETS (5)	10016120	61100	Salary FT
HVY MACH OPER- STRTS (3)	10016120	61100	Salary FT
LABORER - STREETS (6)	10016120	61100	Salary FT
SUPT STREETS/SEWER	10016120	61100	Salary FT
TRUCK DRIVER - STRTS (2)	10016120	61100	Salary FT
UTILITY WORKER - STS	10016120	61100	Salary FT
61100 Count			19
10016120 Street Maintenance Count		19	
ASST CITY ENGINEER	10016210	61100	Salary FT
CITY ELECTRICIAN (2)	10016210	61100	Salary FT
CITY ENGINEER	10016210	61100	Salary FT
CIVIL ENGINEER I	10016210	61100	Salary FT
CIVIL ENGINEER II	10016210	61100	Salary FT
ENGINEERING TECHNICI (2)	10016210	61100	Salary FT
SPPRT STFF IV - ENG	10016210	61100	Salary FT
61100 Count			9
10016210 Engineering Count		9	
ADMINISTRATIVE ASSIS	10016310	61100	Salary FT
FLEET EQUIPMENT TECH (7)	10016310	61100	Salary FT
SUPT FLEET MAINTENAN	10016310	61100	Salary FT
61100 Count			9
10016310 Fleet Maintenance Count		9	
ECONOMIC DEVEL COORD	10019170	61100	Salary FT
61100 Count			1
10019170 Economic Development Count		1	
ELECTIONS - FULLTIME		20700700 61100	Salary FT
61100 Count			1
20700700 Board of Elections Count		1	
LIB ASSISTANT 38 CHL	23103100	61100	Salary FT
LIB ASSISTANT 38 CIR (2)	23103100	61100	Salary FT
LIB ASSOCIATE 38 CHL	23103100	61100	Salary FT
LIB ASSOCIATE 38 MRK	23103100	61100	Salary FT
LIB ASSOCIATE 38 TS	23103100	61100	Salary FT
LIB ASSOCIATE I ADLT	23103100	61100	Salary FT
LIB CUSTODIAN 40	23103100	61100	Salary FT
LIB IT SRVS MGR	23103100	61100	Salary FT
LIB MKT & PR MGR	23103100	61100	Salary FT
LIB SECURITY SUPV	23103100	61100	Salary FT
LIB TECH ASST 38 CIR (8)	23103100	61100	Salary FT
LIB TECH ASST 38 IT (2)	23103100	61100	Salary FT
LIB TECH AST(38) ADL (2)	23103100	61100	Salary FT
LIB TECH AST(38) TS (3)	23103100	61100	Salary FT
LIBRARIAN II	23103100	61100	Salary FT
LIBRARIAN II ADLT	23103100	61100	Salary FT
LIBRARIAN II CHLDRN	23103100	61100	Salary FT
LIBRARIAN II TCH SER	23103100	61100	Salary FT
LIBRARN I 38 HRS ADL (4)	23103100	61100	Salary FT
LIBRARN I 38 HRS CHL (3)	23103100	61100	Salary FT
LIBRARY DIRECTOR	23103100	61100	Salary FT
LIBRARY NTRK ADMIN	23103100	61100	Salary FT
LIBRARY SECRETARY	23103100	61100	Salary FT
LIBRARY UNIT MGR BUS	23103100	61100	Salary FT
LIBRARY UNIT MGR HR	23103100	61100	Salary FT
LIBRARY UNIT MGR SUP	23103100	61100	Salary FT
LIBRARY WEBMASTER	23103100	61100	Salary FT
61100 Count			45
LIB ASSISTANT 15 CIR	23103100	61110	Salary PT

FY 2016 PROPOSED CITY OF BLOOMINGTON FULL AND PART-TIME EMPLOYEE COUNT

Position Description	Org	Object	Object Description
LIB ASSISTANT 15 CR (2)	23103100	61110	Salary PT
LIB ASSISTANT 19 CH (2)	23103100	61110	Salary PT
LIB ASSISTANT 19 IT (2)	23103100	61110	Salary PT
LIB ASSISTANT 19 ADL	23103100	61110	Salary PT
LIB ASSOC I 19 CHL (2)	23103100	61110	Salary PT
LIB ASSOC I 19 IT	23103100	61110	Salary PT
LIB ASSOCIATE 19 ADL (3)	23103100	61110	Salary PT
LIB ASSOCIATE I ADL	23103100	61110	Salary PT
LIB ASST 19 CIR (11)	23103100	61110	Salary PT
LIB CUSTODIAN 19 (3)	23103100	61110	Salary PT
LIB SHELVER 19 ADL	23103100	61110	Salary PT
LIB SHELVER 19 CHL	23103100	61110	Salary PT
LIB TECH ASST 19 IT	23103100	61110	Salary PT
LIB TECH ASST 19 CIR	23103100	61110	Salary PT
LIB TECH ASST 19 TS	23103100	61110	Salary PT
LIB TECH AST (19) BU	23103100	61110	Salary PT
LIBRARY SECURITY 19 (3)	23103100	61110	Salary PT
61110 Count			38
23103100 Library Count		83	
CASH COLLECTIONS SUP	50100110	61100	Salary FT
CITY ENGINEER	50100110	61100	Salary FT
DIRECTOR WATER	50100110	61100	Salary FT
OFFICE MANAGER - WTR	50100110	61100	Salary FT
SPPRT SF IV-WTR MTR3 (4)	50100110	61100	Salary FT
SUPPORT SF IV -LAKE	50100110	61100	Salary FT
61100 Count			9
50100110 Water Administration Count		9	
CIVIL ENGINEER II (2)	50100120	61100	Salary FT
PUMP STATION MTNC/CL	50100120	61100	Salary FT
PUMP STATION MTNCE/R (2)	50100120	61100	Salary FT
SUPT WATER DISTRIBUT	50100120	61100	Salary FT
WATER MAINTENANCE CR (2)	50100120	61100	Salary FT
WATER MAINTENANCE WO (8)	50100120	61100	Salary FT
61100 Count			16
50100120 Water Transmission & Distribution Count		16	
CHIEF ELECTRICIAN	50100130	61100	Salary FT
LABORATORY TECHNICIAN	50100130	61100	Salary FT
MECHANIC	50100130	61100	Salary FT
MECHANIC CREWLEADER	50100130	61100	Salary FT
SUPT MECHANICAL MAINT	50100130	61100	Salary FT
SUPT WATER PURIFICAT	50100130	61100	Salary FT
UTILITY WORKER - LAK	50100130	61100	Salary FT
WATER LABORATORY SUP	50100130	61100	Salary FT
WATER PLANT OPERATOR (4)	50100130	61100	Salary FT
WTR PLANT OPERATOR/R (3)	50100130	61100	Salary FT
61100 Count			15
50100130 Water Purification Count		15	
EQUIPMENT OPERATOR I (2)	50100140	61100	Salary FT
LAKE FACILITIES CREW	50100140	61100	Salary FT
61100 Count			3
50100140 Lake Maintenance Count		3	
SPPRT SF IV-WTR MTR4	50100150	61100	Salary FT
SPT MTR SRV & BLLNG	50100150	61100	Salary FT
WATER METER CREWLEAD (2)	50100150	61100	Salary FT
WATER METER SERVICE (3)	50100150	61100	Salary FT
61100 Count			7
50100150 Water Meter Services Count		7	
CITY ELECTRICIAN -SE	51101100	61100	Salary FT
CREWLEADER - SEWERS	51101100	61100	Salary FT
ENGINEERING TECHNICI	51101100	61100	Salary FT
ENGINEERING TECHNICI	51101100	61100	Salary FT

FY 2016 PROPOSED CITY OF BLOOMINGTON FULL AND PART-TIME EMPLOYEE COUNT

Position Description	Org	Object	Object Description
HVY MACH OPER- SEWER (3)	51101100	61100	Salary FT
LABORER - SEWERS (2)	51101100	61100	Salary FT
SPPRT SF IV-WTR MTR1	51101100	61100	Salary FT
TRUCK DRIVER - SEWER (2)	51101100	61100	Salary FT
WATER METER READER	51101100	61100	Salary FT
	61100 Count		13
51101100 Sanitary Sewer Count		13	
CREWLEADER - STORM	53103100	61100	Salary FT
ENGINEERING TECHNICI (2)	53103100	61100	Salary FT
HVY MACH OPER-STORM (3)	53103100	61100	Salary FT
LIGHT MACHINE OPERAT	53103100	61100	Salary FT
SPPRT SF IV-WTR MTR2	53103100	61100	Salary FT
TRUCK DRIVER - STORM	53103100	61100	Salary FT
	61100 Count		9
53103100 Storm Water Count		9	
ASST SUPT SOLID WAST	54404400	61100	Salary FT
HVY MACH OPER- SOLID (3)	54404400	61100	Salary FT
LABORER - SOLID WAST (12)	54404400	61100	Salary FT
SOLID WASTE TRUCK DR (10)	54404400	61100	Salary FT
SUPT SOLID WASTE	54404400	61100	Salary FT
TRUCK DRIVER - SOLID (13)	54404400	61100	Salary FT
	61100 Count		40
54404400 Solid Waste Count		40	
PARKING ATTENDANT	55605600	61100	Salary FT
	61100 Count		1
55605600 Abraham Lincoln Parking Deck Count		1	
CLUBHOUSE SUPERVISOR	56406400	61100	Salary FT
GOLF RETAIL MANAGER	56406400	61100	Salary FT
GREENSKEEPER - HIGHL	56406400	61100	Salary FT
	61100 Count		3
56406400 Highland Park Golf Course Count		3	
GOLF GUEST SERVICES	56406410	61100	Salary FT
GREENSKEEPER - PV	56406410	61100	Salary FT
	61100 Count		2
56406410 Prairie Vista Golf Course Count		2	
GREENSKEEPER - DEN	56406420	61100	Salary FT
ASST GREENSKEEPER - DEN	56406420	61100	Salary FT
SUPT GOLF	56406420	61100	Salary FT
	61100 Count		3
56406420 The Den at Fox Creek Golf Course Count		3	

Part-Time Employee Count: 48
Full-Time Employee Count: 619
Total Full and Part-Time Employee Count: 667

Note: Seasonals not included

CITY OF BLOOMINGTON BUDGET GLOSSARY

The Budget contains specialized and technical terminology that is unique to public finance and budgeting. To assist the reader of the Budget document in understanding these terms, a budget glossary has been included in the document.

A

ACTUAL - The actual figures in the budget document are year-end actual totals for the fiscal year preceding the budget year.

APPROPRIATION - A legal authorization made by the City Council, which permits the City officials to incur obligations and to make expenditures of resources for a specific purpose.

ASSESSED VALUATION - A value established for real or personal property for use as a basis for levying property taxes.

AUDIT - A comprehensive investigation of the manner in which the government's resources were actually utilized. A financial audit is a review of the accounting system and financial information to determine how government funds were spent and whether expenditures were in compliance with the legislative body's appropriations. A performance audit consists of a review of how well the government met its stated goals.

B

BOND - A written promise to pay a sum of money on a specific date at a specified interest rate. The interest payments and the repayments of the principal are detailed in a bond ordinance. The most common types of bonds are general obligation (G.O.) and revenue (Water/Sewer) bonds. These are most frequently used for construction for large capital projects, such as buildings, streets and bridges.

BUDGET - A financial plan for a specified period of time (fiscal year) that matches all planned revenues and expenditures with various municipal services.

BUDGET AMENDMENT - A legal procedure utilized by the City staff and City Council to revise a budget appropriation. This can be done at any time during the year by action of the City Council.

BUDGET DOCUMENT - The instrument used by the budget-making authority to present a comprehensive financial program to the City Council.

BUDGET ORDINANCE - Ordinance appropriating funds for a specific fiscal year.

BUDGETED FUNDS - Funds that are planned for certain uses but have not been formally or legally appropriated by the legislative body. The budget document that is submitted for Council approval is composed of budgeted funds.

BUDGETARY CONTROL - The control or management of a governmental unit or enterprise in accordance with an approved budget for the purpose of keeping expenditures within the limitations of available appropriations and available revenues.

C

CAPITAL IMPROVEMENT - A nonrecurring project including, but not limited to, construction of, and major alterations, remodeling or repair of physical facilities, buildings, structures, streets and highways, storm and sanitary sewers, fixed equipment and landscaping.

CAPITAL IMPROVEMENT PROGRAM - A plan for capital expenditures to provide long-lasting physical improvements to be incurred over a fixed period of several future years.

CASH ACCOUNTING - A basis of accounting in which transactions are recorded when cash is either received or expended for goods and services.

COMMODITIES - Items that, after use, are consumed or show a material change in, or an appreciable impairment, of their physical condition, and which are generally of limited value and characterized by rapid depreciation.

COMMUNITY DEVELOPMENT BLOCK GRANT (CDBG) - An entitlement grant from the U.S. Department of Housing and Urban Development (HUD) to assist the low and moderate-income persons of the City in targeted neighborhoods.

CONTRACTUAL SERVICES - Services provided by another individual, (not on City payroll) agency, or private firm.

D

DEBT SERVICE - Includes principal and interest payments and handling charges on general obligation bonds, revenue bonds, special assessment bonds and notes.

DEPARTMENT - A major organizational unit of the City which has been assigned overall management responsibility for an operation or a group of related operations within a functional area.

DELINQUENT TAXES - Taxes that remain unpaid on which a penalty for non-payment is attached.

DEPRECIATION - The process of estimating and recording the lost usefulness, expired useful life or diminution of service from a fixed asset that cannot or will not be restored by repair and will be replaced. The cost of the fixed asset's lost usefulness is the depreciation of the cost to reserve in order to replace the item at the end of its useful life.

E

EAP - Employee Assistance Program.

ENCUMBRANCES - These are obligations in the form of purchase orders, general encumbrances or contracts, which are chargeable to an appropriation and for which a part of the appropriation is reserved. The use of encumbrances is designed to prevent overspending and permits officials to be certain of how much money is available for new commitments.

ENTERPRISE FUND - A governmental accounting fund in which the services provided are financed and operated similarly to those of a private business. The rate schedules for these services are established to insure that revenues are adequate to meet all necessary expenditures. Enterprise funds in Bloomington are established for services such as water, sewer, parking, solid waste and golf.

ESTIMATE - Revenue and expenditure estimates for the current fiscal year, which are developed as part of the budget preparation process.

ESTIMATED REVENUE - The amount of projected revenue to be collected during the fiscal year. The amount of revenue appropriated is the amount approved by Council.

EXPENDITURE - This term refers to the outflow of funds paid or to be paid for an asset obtained or goods and services obtained regardless of when the expense is actually paid. This term applies to all funds. (Note: An encumbrance is not expenditure. An encumbrance reserves funds to be expended).

EXPENSES - Charges incurred, whether paid immediately or unpaid, for operation, maintenance, interest and other charges.

F

FHWA – Federal Highway Administration.

FISCAL YEAR - The time period designated by the City signifying the beginning and ending period for recording financial transactions. The City of Bloomington's has a fiscal year of May 1st through April 30th.

FIXED ASSETS - Assets of long-term character, which are intended to continue to be held or used, such as land, buildings, machinery, furniture and other equipment.

FUND - An accounting entity that has a set of self-balancing accounts and that records all financial transactions for specific activities or government functions. Eight commonly used funds in public accounting are: General Fund, Special Revenue Funds, Debt Service Funds, Capital Project Funds, Enterprise Funds, Trust and Agency Funds, Internal Service Funds, and Special Assessment Funds.

FUND BALANCE - The excess of assets over liabilities and is, therefore, also known as surplus funds.

G

GFOA - Government Finance Officers Association.

GENERAL FUND - The largest fund within the City, the General Fund accounts for the majority of the financial resources of the government. General Fund revenues include property taxes, local taxes, licenses and permits, service charges, and other types of revenue. This fund includes most of the basic operating functions such as fire and police protection, finance, inspection, public works, parks and recreation, and general administration.

GENERAL OBLIGATION BONDS (G.O.) - Bonds that finance a variety of public projects such as streets, buildings, and improvements; the repayment of these bonds is usually made from the General Fund, and these bonds are backed by the full faith and credit of the issuing government.

GIS – Geographic Information System

G

GRANT - A contribution by a government or other organization to support a particular function. Grants may be classified as either categorical or block depending upon the amount of discretion allowed the grantee.

H

HOME-RULE MUNICIPALITY - A home-rule unit may exercise any power and perform any function pertaining to its government and affairs including but not limited to the power to regulate for the protection of the public health, safety, morals and welfare; to license; to tax; and to incur debt. The City of Bloomington is a home-rule municipality.

HUD – U.S. Department of Housing and Urban Development.

I

IDOT - Illinois Department of Transportation.

IEPA - Illinois Environmental Protection Agency.

IMRF - Illinois Municipal Retirement Fund. Retirement system established for municipal employees in the State of Illinois.

INFRASTRUCTURE – Any substructure or underlying system like roads, bridges, transportation, and water and sewer lines needed for the functioning of a community.

INTERFUND TRANSFER - Transfers made from one fund to another to reimburse or pay for specific services rendered, or to more generally support the activities of another fund.

INTERGOVERNMENTAL REVENUE - Revenue received from another government for a specified purpose.

INTERNAL SERVICE FUND (ISF) - Funds used to account for the financing of goods or services provided by one department to another department on a cost reimbursement basis.

INVENTORY - A detailed listing of property currently held by the government.

L

LEVY - To impose or collect taxes, special assessments, or service charges for the support of City activities.

LINE-ITEM BUDGET - A budget that lists each expenditure category (salary, materials, telephone service, travel, etc.) separately, along with the dollar amount budgeted for each specified category.

M

MAIN STREET CORRIDOR – The Main Street Corridor is a special planning area that spans approximately 5 miles of State Highway 51. The corridor is bounded on the north by I-55 in Normal and on the south by Veterans Parkway in Bloomington. The planning process is a joint effort between both communities.

MODIFIED ACCRUAL ACCOUNTING - A basis of accounting in which expenditures are accrued but revenues are accounted for on a cash basis. This accounting technique is a combination of cash and accrual accounting since expenditures are immediately incurred as a liability while revenues are not recorded until they are actually received or are “measurable” and available for expenditures. Since this type of accounting basis is a conservative financial approach, it is recommended as the standard for most governmental funds.

O

OPEB – This is an abbreviation for Other Post Employment Benefits. It is used in reference to the City’s health insurance liability associated with providing health insurance benefits to retirees.

OPERATING BUDGET - The portion of the budget that pertains to daily operations that provide basic governmental services. The operating budget contains appropriations for such expenditures as personnel, supplies, utilities, materials, travel and fuel.

OPERATING FUND - A fund restricted to a fiscal budget year.

P

PROPERTY TAX LEVY - A tax based on the assessed value of a property. Tax liability falls on the owner of record as of the appraisal date.

PURCHASE ORDER - A written legal document stating or confirming an offer to buy goods or services, which upon acceptance by a vendor becomes a contract. Its main function is to expedite and control buying by the City.

R

REVENUE - Funds that the government receives as income. It includes such items as tax payments, fees from specific services, receipts from other governments, fines, forfeitures, grants, shared revenues and interest income.

REVENUE BONDS - Bonds usually sold for constructing a project that will produce revenue for the government. The revenue is used to pay the principal and interest of the bond.

RESERVE - An account used to indicate that a portion of a fund's balance is legally restricted for a specific purpose and is, therefore, not available for general appropriation.

S

SPECIAL REVENUE FUNDS - Funds used to account for the proceeds from specific revenue sources (other than trusts or major capital projects) that are legally restricted to expenditures for specific purposes.

SSA BONDS - These are bonds issued for the improvement of a Special Service Area. Businesses residing within this special service area become the source of revenue for repayment of these bonds.

STORMWATER MANAGEMENT – This is a management process that addresses pollution to bodies of open water from storm runoff discharged by larger municipal storm sewer systems and construction sites disturbing the land. The Normal-Bloomington urban area did not meet the population threshold to fall under the Phase I requirements. IEPA regulations address the following minimum control measures:

1. Public education and outreach
2. Public participation and involvement
3. Illicit discharge detection and elimination
4. Construction site runoff control
5. Post construction runoff control
6. Pollution prevention and good housekeeping.

These control measures are implemented by best management practices (BMPs) that were previously developed by communities permitted in Phase I and approved by the USEPA.

T

TIF – Tax Increment Financing

Capital Equipment



CAPITAL EQUIPMENT FY 2016

General Fund Capital Equipment

Non-General Fund Capital Equipment

General Fund Capital Assets-Furniture, Machinery, Equipment Vehicles Proposed Budget FY 2016

Org/Object	Department	Unit	Item	New or Replacement	FY 2016 Capital Lease 5yr
40110133-72120	Information Services		Additional security camera infrastructure in the downtown area	N	\$ 100,000
40110133-72120	Information Services		Core and distribution network switch replacements	R	\$ 250,000
40110133-72120	Information Services		Fixed asset replacements includes servers, larger printers, large format scanners, the City's firewall, network hardware, data storage devices, software, etc.	R	\$ 286,000
40110133-72120	Information Services		Police Department Professional Standards Software-To maintain accountability of officers and provide adequate documentation and information to assure compliance with law and collective bargaining agreements with regard to internal investigations.	N	\$ 26,000
40110133-72120	Information Services		Video Conferencing Solutions to be installed in all occupied Fire Stations and possibly a couple of key conference rooms throughout the City	N	\$ 100,000
			Information Services Capital Outlay Total:		\$ 762,000
40110133-72140	Facilities		Replace Condensing Units-City Hall Storage Building on Jackson Street	R	\$ 8,000
			Facilities Capital Outlay Total:		\$ 8,000
40110133-72140	Fire		Cardiac Monitor/Debrillators (1)	R	\$ 27,500
40110133-72140	Fire		Oxygen Cylinder Fill Stations (3)	R	\$ 25,000
40110133-72140	Fire		2005 Mitsubishi Endeavor	R	\$ 34,500
40110133-72130	Fire		Utility Task Vehicle	R	\$ 15,000
			Fire Department Capital Outlay total:		\$ 102,000
			General Fund Total Capital Outlay:		\$ 872,000

NON-GENERAL FUNDS CAPITAL ASSETS-FURNITURE, MACHINERY, EQUIPMENT AND VEHICLES PROPOSED BUDGET FY 2016

Org/Object	Department	Item	New or Replacement	FY 2016	FY 2016	
					Cash	Capital Lease 5yr
20700700-72110	Board of Elections	Furniture	R/N	2,334	2,334	
20700700-72120	Board of Elections	Computer Equipment	R/N	14,876	14,876	
		Board of Elections Fund Total:		17,210	17,210	-
20900900-72130	Drug Enforcement Fund	2 Covert Vehicles	R/N	20,000	20,000	
20900900-72130	Drug Enforcement Fund	Unmarked Vehicles for Street Crimes	R/N	65,000	65,000	
20900920-72130	DUI Enforcement	Squad Car	R/N	33,000	33,000	
		Drug Enforcement Fund Total:		118,000	118,000	-
23203200-72120	Library Fixed Assets	Replace/New Computer Equipment	R/N	72,721	72,721	
		Library Fixed Asset Replacement Fund Total:		72,721	72,721	-
40110133-72130	Water Administration	WMR2 2007 Dodge Dakota	R	24,039		24,039
40110133-72130	Water Administration	LB14 2006 Dodge Dakota	R	22,946		22,946
		Water Administration Fund Total:		46,985	-	46,985
40110133-72140	Water Transmission & Distribution	W19 Install snow plow & spreader system	R	35,000		35,000
40110133-72140	Water Transmission & Distribution	W30 2007 John Deer 410J	R	183,572		183,572
40110133-72140	Water Transmission & Distribution	W41 W41 Fmall Wheel Loader 5-7K lbs lift cap	N	67,000		67,000
		Water Transmission & Distribution Fund Total:		285,572	-	285,572
40110133-72130	Water Purification	LB19 2005 Dodge Dakota	R	25,132		25,132
		Water Purification Fund Total:		25,132	-	25,132
40110133-72130	Water Meter	WMR4 2006 Dodge Sprinter 2500	R	48,078		48,078
		Water Meter Fund Total:		48,078	-	48,078
40110133-72130	Lake Maintenance from T&D	W19 2003 IH 7400	R	152,977		152,977
40110133-72130	Lake Maintenance	LB17 1999 IH S4700	R	57,366		57,366
		Lake Maintenance Fund Total:		210,343	-	210,343
40110133-72130	Sanitary Sewer	91 2005 Dodge Dakota	R	25,132		25,132
40110133-72130	Sanitary Sewer	S39 2000 Ford E450	R	174,830		174,830
		Sanitary Sewer Fund Total:		199,962	-	199,962
40110133-72130	Solid Waste	R25 2001 IH S4900	R	155,967		155,967
40110133-72130	Solid Waste	R49 2004 IH 7400	R	186,675		186,675
40110133-72140	Solid Waste	R52 2001 John Deere TC54H	R	210,078		210,078
40110133-72140	Solid Waste	R52B 2001 JRB	R	15,000		15,000
		Solid Waste Fund Total:		567,720	-	567,720
40110133-72140	The Den at Fox Creek	Den at Fox Creek Rough Mower	R	55,000		55,000
		Den at Fox Creek Fund Total:		55,000	-	55,000
72102100-72130	John M. Scott Health Care	Replace Vehicle	R	20,000	20,000	
		John M. Scott Health Care Fund Total:		20,000	20,000	-
		Grand Total for Non-General Funds		1,666,723	227,931	1,438,792

This page intentionally left blank



CAPITAL IMPROVEMENT PROGRAM



CAPITAL PROJECT SHEETS FROM THE FOLLOWING FUNDS

2030 Motor Fuel Tax
2410 Park Dedication
4010 Capital Improvement
4011 Capital Lease
5010 Water Fund
5110 Sanitary Sewer

CAPITAL EXPENDITURES

Capital expenditures may include street resurfacing, water, sewer and storm water lines. These projects are budgeted in the following budgets: Motor Fuel Tax, Park Dedication, Capital Improvement Fund, Water Fund, Sewer Fund, Storm Water Fund, Golf Fund and the Coliseum Fund. The City has a dollar threshold that the service or good must meet to qualify as a capital project. Capital infrastructure thresholds for capital assets vary from \$100,000 for street resurfacing, bridges, detention basins, pump stations, reservoirs, water plants, dams to \$25,000 for sanitary sewers, water mains, easements, sidewalks, bike trails and building improvements.

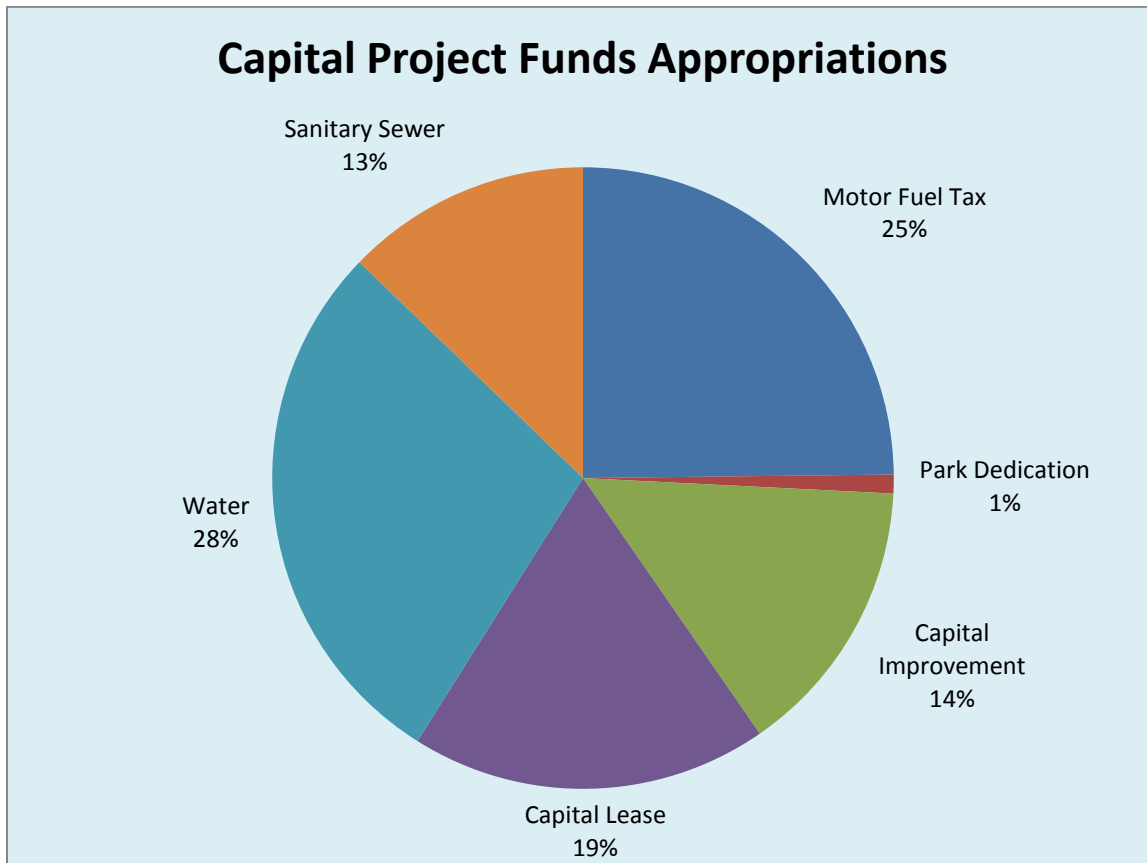
Capital expenditures include capital assets items: furniture, machinery, equipment and vehicles that have a useful life of one year or more and cost a minimum of \$5,000. These items are budgeted within the individual departments or the Capital Lease, if applicable, and depreciation is calculated annually.

FY 2016 Capital Improvement Summary

Background - Recurring vs. Non-Recurring

In FY 2016, there are 49 capital improvement projects which total \$20,507,782.

Forty-two of these projects equate to \$16,187,782 and are considered non-recurring, while seven projects are recurring and are approximately \$4,320,000.



City of Bloomington, Illinois FY 2016 Capital Projects (All Funds)

	Proposed			Type	General Fund	Fund Balance	Recommended Funding Sources					
	FY 2016	General Fund Lease 5 year	10 year				Gasoline/Diesel Tax (MFT) & Local MFT	Borrowing/ Bonds	Grants/ Private Funding	Charges for Services		
Motor Fuel Tax												
Scogin Creek-Design and Construction	\$ 140,000			Non-recurring		\$ 140,000						
Fox Creek Bridge over UPRR Land Purchase	\$ 40,000			Non-recurring	\$ -	\$ -	\$ 40,000	\$ -	\$ -	\$ -	\$ -	
Lafayette Street: Main Street to Ash Street - Feasibility Study	\$ 120,000			Non-recurring		\$ 120,000						
Fox Creek Road Reconstruction: Danbury to Union Pacific Railroad - Land	\$ 150,000			Non-recurring	\$ -	\$ -	\$ 150,000	\$ -	\$ -	\$ -	\$ -	
Towanda Avenue @ Vernon Avenue Traffic Signal Upgrade & Northbound Right Turn Lane	\$ 450,000			Non-recurring	\$ -	\$ 450,000	\$ -	\$ -	\$ -	\$ -	\$ -	
Street Lighting Charges	\$ 500,000			Recurring	\$ -	\$ 500,000	\$ -	\$ -	\$ -	\$ -	\$ -	
GE Road @ Keaton Place Traffic Signal Installation	\$ 540,000			Non-recurring	\$ -	\$ -	\$ 540,000	\$ -	\$ -	\$ -	\$ -	
Hershey Road @ Arrowhead Traffic Signals Construction	\$ 625,000			Non-recurring	\$ -	\$ 625,000	\$ -	\$ -	\$ -	\$ -	\$ -	
Hershey Road @ Clearwater Avenue Traffic Signals Construction	\$ 625,000			Non-recurring	\$ -	\$ 625,000	\$ -	\$ -	\$ -	\$ -	\$ -	
Hamilton Road Phase I Design (Bunn - Commerce)	\$ 900,000			Non-recurring	\$ -	\$ 900,000	\$ -	\$ -	\$ -	\$ -	\$ -	
Linden St. Bridge Construction	\$ 1,000,000			Non-recurring	\$ -	\$ -	\$ 1,000,000	\$ -	\$ -	\$ -	\$ -	
Sub-Total:	\$ 5,090,000	\$ -	\$ -		\$ -	\$ 3,360,000	\$ 1,730,000	\$ -	\$ -	\$ -	\$ -	
Park Dedication Fund												
Sunnyside Park Playground(Parks Master Plan)	\$ 200,000			Non-recurring		\$ 200,000	\$ -	\$ -	\$ -	\$ -	\$ -	
Sub-Total:	\$ 200,000	\$ -	\$ -		\$ -	\$ 200,000	\$ -	\$ -	\$ -	\$ -	\$ -	
Capital Improvement Fund												
Multi-year Street & Alley Resurface Program (\$2.4M supported by LMFT)	\$ 2,000,000			Recurring	\$ -	\$ -	\$ 2,000,000	\$ -	\$ -	\$ -	\$ -	
Multi-year ADA Sidewalk Ramp Replacement Program (\$2.4M supported by LMFT)	\$ 200,000			Recurring		\$ 200,000						
Multi-year Sidewalk Repair Program (\$2.4M supported by LMFT)	\$ 200,000			Recurring		\$ 200,000						
Parks Capital Improvement Projects												
DeBrazza's Plaza-Zoo Master Plan	\$ 588,700			Non-recurring	\$ -	\$ -	\$ -	\$ -	\$ 588,700	\$ -	\$ -	
Sub-Total:	\$ 2,988,700	\$ -	\$ -		\$ -	\$ -	\$ 2,400,000	\$ -	\$ 588,700	\$ -	\$ -	
Capital Lease Fund(s)												
Fire Capital Improvement Projects												
Fire Station Vehicle Exhaust Drop(all stations will have been completed after FY 2016)	\$ 120,000		\$ 120,000	Non-recurring	\$ -	\$ -	\$ -	\$ -	\$ 120,000	\$ -	\$ -	
Public Works Capital Improvement Projects												
Fort Jesse @ Towanda Barnes Signal Upgrades (City portion) - approved at council on 10/27/14	\$ 15,000	\$ 15,000		Non-recurring	\$ -	\$ -	\$ -	\$ -	\$ 15,000	\$ -	\$ -	
Citywide Street Master Plan - verify	\$ 250,000	\$ 250,000		Non-recurring				\$ 250,000				
Parks Capital Improvement Projects												
New Trail - The Grove to Benjamin School, Safe Routes to School Grant covers 80%	\$ 200,000		\$ 200,000	Non-recurring	\$ -	\$ -	\$ -	\$ 200,000	\$ -	\$ -	\$ -	
Route 66 Trail Normal To Towanda - Construction 2nd Half	\$ 75,000		\$ 75,000	Non-recurring	\$ -	\$ -	\$ -	\$ 75,000	\$ -	\$ -	\$ -	
Route 66 Trail Towanda north 2.4 miles - Construction 1st half	\$ 30,000		\$ 30,000	Non-recurring	\$ -	\$ -	\$ -	\$ 30,000	\$ -	\$ -	\$ -	
Route 66 Trail Shirley south 1.1 miles - Const. 1st half	\$ 20,000		\$ 20,000	Non-recurring	\$ -	\$ -	\$ -	\$ 20,000	\$ -	\$ -	\$ -	
Route 66 Trail Towanda to Lexington - Design 1st half	\$ 12,000		\$ 12,000	Non-recurring	\$ -	\$ -	\$ -	\$ 12,000	\$ -	\$ -	\$ -	
Lincoln Leisure Center-Restoration of Exterior Elements -Faithful & Gould Study (Life & Safety)	\$ 34,132		\$ 34,132	Non-recurring	\$ -	\$ -	\$ -	\$ 34,132	\$ -	\$ -	\$ -	
Facilities Capital Improvement Projects												
Design to demolish City Hall Annex	\$ 35,000	\$ 35,000		Non-recurring	\$ -	\$ -	\$ -	\$ 35,000	\$ -	\$ -	\$ -	
City Hall Exit Signage (Faithful & Gould)	\$ 6,250	\$ 6,250		Non-recurring	\$ -	\$ -	\$ -	\$ 6,250	\$ -	\$ -	\$ -	
HAVCO Demolition	\$ 100,000	\$ 100,000		Non-recurring	\$ -	\$ -	\$ -	\$ 100,000	\$ -	\$ -	\$ -	
Resurface Butler Parking Lot	\$ 60,000		\$ 60,000	Non-recurring	\$ -	\$ -	\$ -	\$ 60,000	\$ -	\$ -	\$ -	
BCPA Creativity Center-Replace Fire Alarm System	\$ 40,000		\$ 40,000	Non-recurring	\$ -	\$ -	\$ -	\$ 40,000	\$ -	\$ -	\$ -	
Public Works Building-Allowance for Repair Steel Lintels	\$ 10,000		\$ 10,000	Non-recurring	\$ -	\$ -	\$ -	\$ 10,000	\$ -	\$ -	\$ -	
Police Firing Range-Allowance for Environmental Services	\$ 40,000	\$ 40,000		Non-recurring	\$ -	\$ -	\$ -	\$ 40,000	\$ -	\$ -	\$ -	
Abraham Lincoln Parking Capital Improvement Projects												
Repairs to Lincoln Parking Deck	\$ 251,700		\$ 251,700	Non-recurring	\$ -	\$ -	\$ -	\$ 251,700	\$ -	\$ -	\$ -	
Coliseum Capital Improvement Projects												
Replace Video System	\$ 1,600,000		\$ 1,600,000	Non-Recurring	\$ -	\$ -	\$ -	\$ 1,600,000	\$ -	\$ -	\$ -	
Upgrade Point of Sale system	\$ 200,000		\$ 200,000	Non-Recurring	\$ -	\$ -	\$ -	\$ 200,000	\$ -	\$ -	\$ -	
Repairs to HVAC, Chiller, Plumbing & Electrical Work	\$ 200,000	\$ 200,000		Non-Recurring	\$ -	\$ -	\$ -	\$ 200,000	\$ -	\$ -	\$ -	
LED lighting in main seating area	\$ 250,000		\$ 250,000	Non-Recurring	\$ -	\$ -	\$ -	\$ 250,000	\$ -	\$ -	\$ -	
Building Automated System	\$ 50,000	\$ 50,000		Non-recurring	\$ -	\$ -	\$ -	\$ 50,000	\$ -	\$ -	\$ -	
Coliseum-Test, Balance, & Commission Smoke Control System-Faithful & Gould Study (Life & Safety)	\$ 35,000	\$ 35,000		Non-recurring	\$ -	\$ -	\$ -	\$ 35,000	\$ -	\$ -	\$ -	
Coliseum-Allowance for Modifications to Smoke Control System-Faithful & Gould Study (Life & Safety)	\$ 175,000		\$ 175,000	Non-recurring	\$ -	\$ -	\$ -	\$ 175,000	\$ -	\$ -	\$ -	
Sub-Total:	\$ 3,809,082	\$ 981,250	\$ 2,827,832		\$ -	\$ -	\$ -	\$ 3,809,082	\$ -	\$ -	\$ -	

**City of Bloomington, Illinois
FY 2016 Capital Projects (All Funds)**

Enterprise Fund(s)	Proposed FY 2016	General Fund Lease		Type	General Fund	Fund Balance	Recommended Funding Sources				
		5 year	10 year				Gasoline/Diesel Tax (MFT) & Local MFT	Borrowing/ Bonds	Grants/ Private Funding	Charges for Services	
Water Fund											
SCADA Master Plan - critical	\$ 300,000			Non-recurring	\$ -	\$ 300,000	\$ -	\$ -	\$ -	\$ -	
Complete Filter Construction - critical	\$ 1,500,000			Non-recurring	\$ -	\$ 1,500,000	\$ -	\$ -	\$ -	\$ -	
Groundwater Development- Aquifer/Creek Connectivity and Water Quality Evaluation - critical	\$ 2,000,000			Non-recurring	\$ -	\$ 2,000,000	\$ -	\$ -	\$ -	\$ -	
Emergency Ion Exchange System - critical	\$ 2,000,000			Non-recurring	\$ -	\$ 2,000,000	\$ -	\$ -	\$ -	\$ -	
Sub-Total:	\$ 5,800,000	\$ -	\$ -		\$ -	\$ 5,800,000	\$ -	\$ -	\$ -	\$ -	
Sewer Fund											
Multi-year Sanitary CCTV Evaluations(Sewer & Storm Water Master Plan)	\$ 150,000			Recurring	\$ -	\$ 150,000					
Sugar Creek & Eagle Crest East Lift Station & Force Main Evaluation - Design	\$ 200,000			Non-recurring	\$ -	\$ 200,000	\$ -	\$ -	\$ -	\$ -	
The Grove on Kickapoo Creek Subdivision Sewer Oversizing Construction	\$ 520,000			Recurring	\$ -	\$ 520,000	\$ -	\$ -	\$ -	\$ -	
Sewer & Manhole Lining Program (Sewer & Storm Water Master Plan)	\$ 750,000			Recurring	\$ -	\$ 750,000	\$ -	\$ -	\$ -	\$ -	
Holo Pump Station Replacement Gravity Sewer	\$ 1,000,000			Non-recurring	\$ -	\$ 1,000,000	\$ -	\$ -	\$ -	\$ -	
Sub-Total:	\$ 2,620,000	\$ -	\$ -		\$ -	\$ 2,620,000	\$ -	\$ -	\$ -	\$ -	
Total:	\$ 20,507,782	\$ 981,250	\$ 2,827,832		\$ -	\$ 11,980,000	\$ 4,130,000	\$ 3,809,082	\$ 588,700	\$ -	

MOTOR FUEL TAX CAPITAL PROJECTS



**FY 2016 -- Capital Improvement Summary
Motor Fuel Tax Fund**

The list provides a synopsis of the major capital projects planned for the City in FY 2016. The detailed budget document is provided in the pages that follow this synopsis. This synopsis provides an estimate of the financial impact each project will have on the City's overall operating funds upon the completion of the project.

Motor Fuel Tax (MFT) Fund

❖ **Scogin Creek Road Extension – Design & Construction**

➤ <u>Motor Fuel Tax Fund</u>	
Design	\$20,000
Construction	<u>\$120,000</u>
Total MFT Project	\$140,000

❖ **Fox Creek Bridge over UPRR Land Purchase - Land**

➤ <u>Motor Fuel Tax Fund</u>	
Land	<u>\$40,000</u>
Total MFT Project	\$40,000

❖ **Lafayette Street: Main Street to Ash Street - Feasibility Study - Design**

➤ <u>Motor Fuel Tax Fund</u>	
Design	<u>\$120,000</u>
Total MFT Project	\$120,000

❖ **Fox Creek Road Reconstruction: Danbury to Union Pacific Railroad - Land**

➤ <u>Motor Fuel Tax Fund</u>	
Design	<u>\$150,000</u>
Total MFT Project	\$150,000

❖ **Towanda Avenue @ Vernon Avenue Traffic Signal Upgrade & Northbound Right Turn Lane - Land & Construction**

➤ <u>Motor Fuel Tax Fund</u>	
Land	\$50,000
Construction	<u>\$400,000</u>
Total MFT Project	\$450,000

❖ **Street Lighting Charges - Electricity**

➤ Motor Fuel Tax Fund

Electricity	<u>\$500,000</u>
Total MFT Project	\$500,000

❖ **GE Road @ Keaton Place Traffic Signals - Land & Construction**

➤ Motor Fuel Tax Fund

Land	\$40,000
Construction	<u>\$500,000</u>
Total MFT Project	\$540,000

❖ **Hershey Road @ Arrowhead Traffic Signals - Construction**

➤ Motor Fuel Tax Fund

Construction	<u>\$625,000</u>
Total MFT Project	\$625,000

❖ **Hershey Road @ Clearwater Avenue Traffic Signals - Construction**

➤ Motor Fuel Tax Fund

Construction	<u>\$625,000</u>
Total MFT Project	\$625,000

❖ **Hamilton Road Phase I (Bunn - Commerce) - Design**

➤ Motor Fuel Tax Fund

Design	<u>\$900,000</u>
Total MFT Project	\$900,000

❖ **Linden St. Bridge - Construction**

➤ Motor Fuel Tax Fund

Construction	<u>\$1,000,000</u>
Total MFT Project	\$1,000,000

Total FY 2016 Cost: \$5,090,000

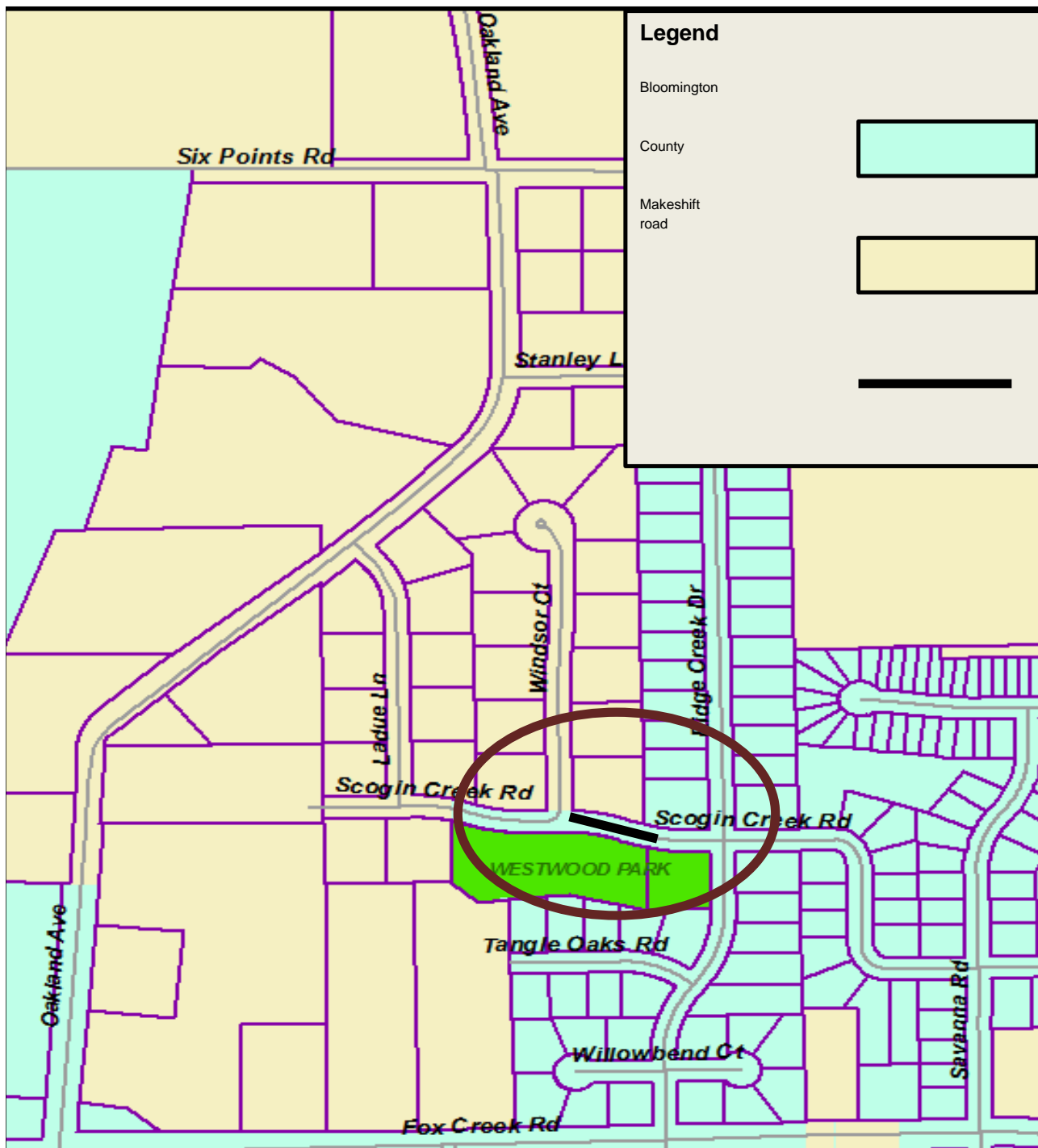
CITY OF BLOOMINGTON
CAPITAL IMPROVEMENTS PROGRAM FY 2016 - FY 2020

<i>FUNDING SOURCE(S)</i>	<i>DEPARTMENT</i>		<i>CITY CONTACT PERSON</i>		<i>WARD</i>	
MOTOR FUEL TAX	Public Works - Engineering Division		Robert Yehl		4	
<i>PROJECT TITLE</i>			<i>ACCOUNT NUMBER(S)</i>			
Scogin Creek Road Extension			20300300-70050, 20300300-72530			
<i>PROJECT DESCRIPTION/JUSTIFICATION</i>						
<p>Scogin Creek Road is a neighborhood street in southwest Bloomington. It almost connects a City subdivision to a County subdivision. The street is unusual in that there are west and east portions of the street that do not meet up. A gap of approximately 225 feet separates the two portions of Scogin Creek Road. The gap is under City jurisdiction. Without City authorization, unknown persons placed road millings along the gap to create a makeshift roadway. Some motorists have used the pathway during the past 14 years to get from one part of the Scogin Creek Road to the other. The pathway in no way meets City standards for safe, vehicular traffic and needs improvement. Though both design and construction both are shown occurring in FY 2016, the required procedures and guidelines associated with the proposed funding will likely require that construction occur in a future fiscal year.</p>						
Projected start date:			Projected completion date:		<i>REQUEST TYPE</i>	
DESIGN BID:		DESIGN BID:		<input type="checkbox"/> CONTINUATION <input type="checkbox"/> REVISION <input checked="" type="checkbox"/> NEW		
DESIGN:		DESIGN:				
CONSTRUCTION BID:		CONSTRUCTION BID:				
CONSTRUCTION:		CONSTRUCTION:				
BUDGET BASIS :	0% Design	INITIAL FISCAL YEAR :	2016			
EXPENSES	FY 2016	FY 2017	FY 2018	FY 2019	FY 2020	TOTAL
PLANNING / DESIGN	\$20,000	\$0	\$0	\$0	\$0	\$20,000
LAND	\$0	\$0	\$0	\$0	\$0	\$0
CONSTRUCTION	\$120,000	\$0	\$0	\$0	\$0	\$120,000
EQUIPMENT / FURNISHINGS	\$0	\$0	\$0	\$0	\$0	\$0
TOTAL	\$140,000	\$0	\$0	\$0	\$0	\$140,000
REVENUES	FY 2016	FY 2017	FY 2018	FY 2019	FY 2020	TOTAL
GENERAL FUND	\$0	\$0	\$0	\$0	\$0	\$0
MOTOR FUEL TAX	\$140,000	\$0	\$0	\$0	\$0	\$140,000
CAPITAL IMPROVEMENT	\$0	\$0	\$0	\$0	\$0	\$0
WATER	\$0	\$0	\$0	\$0	\$0	\$0
SANITARY SEWER	\$0	\$0	\$0	\$0	\$0	\$0
STORM WATER	\$0	\$0	\$0	\$0	\$0	\$0
BONDS	\$0	\$0	\$0	\$0	\$0	\$0
GRANTS / OTHER	\$0	\$0	\$0	\$0	\$0	\$0
TOTAL REVENUES	\$140,000	\$0	\$0	\$0	\$0	\$140,000
OPERATING	FY 2016	FY 2017	FY 2018	FY 2019	FY 2020	TOTAL
PERSONNEL	\$0	\$0	\$0	\$0	\$0	\$0
MAINT./OPERATIONS	\$0	\$0	\$0	\$0	\$0	\$0
CAPITAL OUTLAY	\$0	\$0	\$0	\$0	\$0	\$0
TOTAL OPERATING COST	\$0	\$0	\$0	\$0	\$0	\$0
(OPERATING REVENUES)	\$0	\$0	\$0	\$0	\$0	\$0

Last Updated : 2/5/2015

CITY OF BLOOMINGTON
CAPITAL IMPROVEMENTS PROGRAM FY 2016 - FY 2020

FUNDING SOURCE(S)	DEPARTMENT	CITY CONTACT PERSON	WARD
MOTOR FUEL TAX	Public Works - Engineering Division	Robert Yehl	4
PROJECT TITLE		ACCOUNT NUMBER(S)	
Scogin Creek Road Extension		20300300-70050, 20300300-72530	



CITY OF BLOOMINGTON
CAPITAL IMPROVEMENTS PROGRAM FY 2016 - FY 2020

<i>FUNDING SOURCE(S)</i>	<i>DEPARTMENT</i>		<i>CITY CONTACT PERSON</i>		<i>WARD</i>	
MOTOR FUEL TAX , WATER	Public Works - Engineering Division		Ryan Otto		2	
<i>PROJECT TITLE</i>			<i>ACCOUNT NUMBER(S)</i>			
Fox Creek Road Bridge over UPRR			20300300-72510, 20300300-72530, 50100110-72530			
<i>PROJECT DESCRIPTION/JUSTIFICATION</i>						
<p>The current Fox Creek Road Bridge over the Union Pacific Railroad is currently two lanes with no pedestrian accomodations. The proposed bridge will have a four lane section to match the roadway east of the bridge and accomodations for the recreation trail along the north side of Fox Creek Road and a 5' sidewalk on the south side. Pedestrian accomodations will also be constructed on or near the bridge to connect neighborhoods north of Fox Creek Road to Pepperidge Elementary. New storm sewers and water main will also be installed. The project costs will be shared with the IL Commerce Commission's Grade Crossing Protection Fund. The construction costs shown below show the total project cost which will be paid up front by the City and then reimbursed up to 60% by the Grade Crossing Protection Fund.</p>						
Projected start date:			Projected completion date:		<i>REQUEST TYPE</i>	
DESIGN BID:		DESIGN BID:		<input checked="" type="checkbox"/> CONTINUATION <input checked="" type="checkbox"/> REVISION <input type="checkbox"/> NEW		
DESIGN:		DESIGN:				
CONSTRUCTION BID:		CONSTRUCTION BID:				
CONSTRUCTION:		CONSTRUCTION:				
BUDGET BASIS :	0% Design	INITIAL FISCAL YEAR :	2016			
EXPENSES	FY 2016	FY 2017	FY 2018	FY 2019	FY 2020	TOTAL
PLANNING / DESIGN	\$0	\$0	\$0	\$0	\$0	\$0
LAND	\$40,000	\$0	\$0	\$0	\$0	\$40,000
CONSTRUCTION	\$0	\$0	\$3,532,000	\$0	\$0	\$3,532,000
EQUIPMENT / FURNISHINGS	\$0	\$0	\$0	\$0	\$0	\$0
TOTAL	\$40,000	\$0	\$3,532,000	\$0	\$0	\$3,572,000
REVENUES	FY 2016	FY 2017	FY 2018	FY 2019	FY 2020	TOTAL
GENERAL FUND	\$0	\$0	\$0	\$0	\$0	\$0
MOTOR FUEL TAX	\$40,000	\$0	\$3,432,000	\$0	\$0	\$3,472,000
CAPITAL IMPROVEMENT	\$0	\$0	\$0	\$0	\$0	\$0
WATER	\$0	\$0	\$100,000	\$0	\$0	\$100,000
SANITARY SEWER	\$0	\$0	\$0	\$0	\$0	\$0
STORM WATER	\$0	\$0	\$0	\$0	\$0	\$0
BONDS	\$0	\$0	\$0	\$0	\$0	\$0
GRANTS / OTHER	\$0	\$0	\$0	\$0	\$0	\$0
TOTAL REVENUES	\$40,000	\$0	\$3,532,000	\$0	\$0	\$3,572,000
OPERATING	FY 2016	FY 2017	FY 2018	FY 2019	FY 2020	TOTAL
PERSONNEL	\$0	\$0	\$0	\$0	\$0	\$0
MAINT./OPERATIONS	\$0	\$0	\$0	\$0	\$0	\$0
CAPITAL OUTLAY	\$0	\$0	\$0	\$0	\$0	\$0
TOTAL OPERATING COST	\$0	\$0	\$0	\$0	\$0	\$0
(OPERATING REVENUES)	\$0	\$0	\$0	\$0	\$0	\$0

Last Updated : 1/27/2015

**CITY OF BLOOMINGTON
CAPITAL IMPROVEMENTS PROGRAM FY 2016 - FY 2020**

<i>FUNDING SOURCE(S)</i>	<i>DEPARTMENT</i>	<i>CITY CONTACT PERSON</i>	<i>WARD</i>
MOTOR FUEL TAX , WATER	Public Works - Engineering Division	Ryan Otto	2
<i>PROJECT TITLE</i>		<i>ACCOUNT NUMBER(S)</i>	
Fox Creek Road Bridge over UPRR		20300300-72510, 20300300-72530, 50100110-72530	



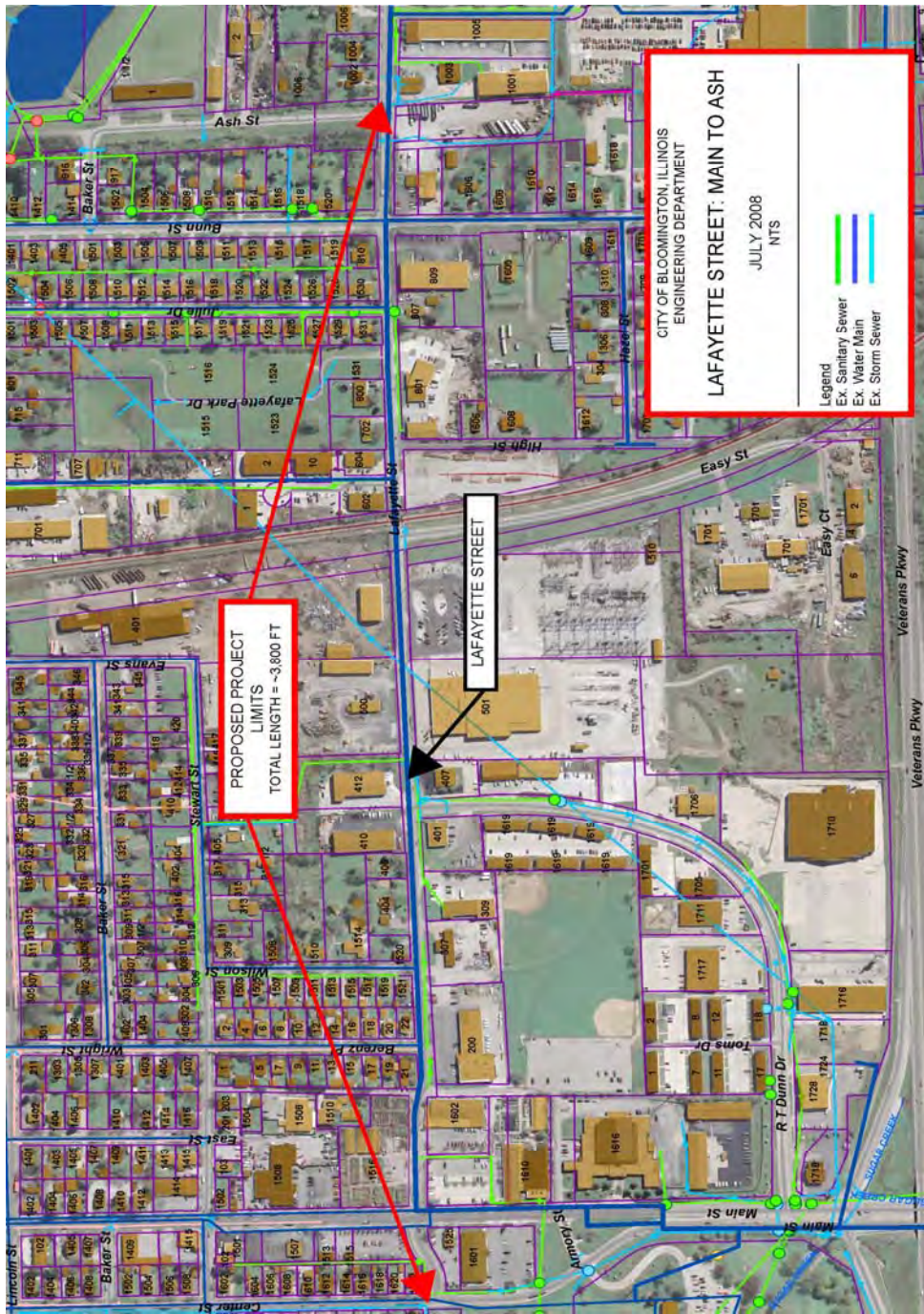
CITY OF BLOOMINGTON
CAPITAL IMPROVEMENTS PROGRAM FY 2016 - FY 2020

<i>FUNDING SOURCE(S)</i>	<i>DEPARTMENT</i>	<i>CITY CONTACT PERSON</i>	<i>WARD</i>
MOTOR FUEL TAX	Public Works - Engineering Division	Ryan Otto	1
<i>PROJECT TITLE</i>		<i>ACCOUNT NUMBER(S)</i>	
Lafayette Street: Main Street to Ash Street - Feasibility Study		20300300-70050	
<i>PROJECT DESCRIPTION/JUSTIFICATION</i>			
This project will evaluate the feasibility of reconstructing Lafayette Street from Main Street to Ash Street as an urban cross-section. Potential cross-sections, storm sewer, sanitary sewer, water main, bike trail, sidewalk, traffic signals and other required infrastructure will be evaluated based on costs and need.			
Projected start date:		Projected completion date:	
DESIGN BID:		DESIGN BID:	
DESIGN:		DESIGN:	
CONSTRUCTION BID:		CONSTRUCTION BID:	
CONSTRUCTION:		CONSTRUCTION:	
BUDGET BASIS :	0% Design	INITIAL FISCAL YEAR :	2016
		<input type="checkbox"/> CONTINUATION <input type="checkbox"/> REVISION <input checked="" type="checkbox"/> NEW	
EXPENSES		FY 2016	FY 2017
	FY 2018	FY 2019	FY 2020
	TOTAL		
PLANNING / DESIGN	\$120,000	\$0	\$0
LAND	\$0	\$0	\$0
CONSTRUCTION	\$0	\$0	\$0
EQUIPMENT / FURNISHINGS	\$0	\$0	\$0
TOTAL	\$120,000	\$0	\$0
REVENUES		FY 2016	FY 2017
	FY 2018	FY 2019	FY 2020
	TOTAL		
GENERAL FUND	\$0	\$0	\$0
MOTOR FUEL TAX	\$120,000	\$0	\$0
CAPITAL IMPROVEMENT	\$0	\$0	\$0
WATER	\$0	\$0	\$0
SANITARY SEWER	\$0	\$0	\$0
STORM WATER	\$0	\$0	\$0
BONDS	\$0	\$0	\$0
GRANTS / OTHER	\$0	\$0	\$0
TOTAL REVENUES	\$120,000	\$0	\$0
OPERATING		FY 2016	FY 2017
	FY 2018	FY 2019	FY 2020
	TOTAL		
PERSONNEL	\$0	\$0	\$0
MAINT./OPERATIONS	\$0	\$0	\$0
CAPITAL OUTLAY	\$0	\$0	\$0
TOTAL OPERATING COST	\$0	\$0	\$0
(OPERATING REVENUES)	\$0	\$0	\$0

Last Updated : 2/5/2015

CITY OF BLOOMINGTON
CAPITAL IMPROVEMENTS PROGRAM FY 2016 - FY 2020

FUNDING SOURCE(S)	DEPARTMENT	CITY CONTACT PERSON	WARD
MOTOR FUEL TAX	Public Works - Engineering Division	Ryan Otto	1
PROJECT TITLE		ACCOUNT NUMBER(S)	
Lafayette Street: Main Street to Ash Street - Feasibility Study		20300300-70050	



CITY OF BLOOMINGTON
CAPITAL IMPROVEMENTS PROGRAM FY 2016 - FY 2020

<i>FUNDING SOURCE(S)</i>	<i>DEPARTMENT</i>		<i>CITY CONTACT PERSON</i>	<i>WARD</i>		
MOTOR FUEL TAX	Public Works - Engineering Division		Ryan Otto	2		
<i>PROJECT TITLE</i>			<i>ACCOUNT NUMBER(S)</i>			
Fox Creek Road Reconstruction: Danbury to Beich			20300300-72510, 20300300-72530			
<i>PROJECT DESCRIPTION/JUSTIFICATION</i>						
This section of Fox Creek Road is currently a two lane rural cross section with shoulders and ditches. This project will reconstruct Fox Creek Road as a four lane urban section with curb and gutter along with a recreation trail on the north side. Traffic signals and turn lanes will also be installed at Danbury Drive to aid vehicular and pedestrian traffic coming and going from Pepperidge Elementary. The project will be constructed in conjunction with the replacement of the Fox Creek Road Bridge over the UPRR and will eliminate a traffic bottle neck between the four-lane roadway sections constructed over the last decade on either side of this location. New storms sewers will also be installed.						
Projected start date:		Projected completion date:		<i>REQUEST TYPE</i>		
DESIGN BID:		DESIGN BID:		<input checked="" type="checkbox"/> CONTINUATION <input checked="" type="checkbox"/> REVISION <input type="checkbox"/> NEW		
DESIGN:		DESIGN:				
CONSTRUCTION BID:		CONSTRUCTION BID:				
CONSTRUCTION:		CONSTRUCTION:				
BUDGET BASIS :	0% Design	INITIAL FISCAL YEAR :	2016			
EXPENSES	FY 2016	FY 2017	FY 2018	FY 2019	FY 2020	TOTAL
PLANNING / DESIGN	\$0	\$0	\$0	\$0	\$0	\$0
LAND	\$150,000	\$0	\$0	\$0	\$0	\$150,000
CONSTRUCTION	\$0	\$0	\$2,300,000	\$0	\$0	\$2,300,000
EQUIPMENT / FURNISHINGS	\$0	\$0	\$0	\$0	\$0	\$0
TOTAL	\$150,000	\$0	\$2,300,000	\$0	\$0	\$2,450,000
REVENUES	FY 2016	FY 2017	FY 2018	FY 2019	FY 2020	TOTAL
GENERAL FUND	\$0	\$0	\$0	\$0	\$0	\$0
MOTOR FUEL TAX	\$150,000	\$0	\$2,300,000	\$0	\$0	\$2,450,000
CAPITAL IMPROVEMENT	\$0	\$0	\$0	\$0	\$0	\$0
WATER	\$0	\$0	\$0	\$0	\$0	\$0
SANITARY SEWER	\$0	\$0	\$0	\$0	\$0	\$0
STORM WATER	\$0	\$0	\$0	\$0	\$0	\$0
BONDS	\$0	\$0	\$0	\$0	\$0	\$0
GRANTS / OTHER	\$0	\$0	\$0	\$0	\$0	\$0
TOTAL REVENUES	\$150,000	\$0	\$2,300,000	\$0	\$0	\$2,450,000
OPERATING	FY 2016	FY 2017	FY 2018	FY 2019	FY 2020	TOTAL
PERSONNEL	\$0	\$0	\$0	\$0	\$0	\$0
MAINT./OPERATIONS	\$0	\$0	\$0	\$0	\$0	\$0
CAPITAL OUTLAY	\$0	\$0	\$0	\$0	\$0	\$0
TOTAL OPERATING COST	\$0	\$0	\$0	\$0	\$0	\$0
(OPERATING REVENUES)	\$0	\$0	\$0	\$0	\$0	\$0

Last Updated : 10/1/2014

CITY OF BLOOMINGTON
CAPITAL IMPROVEMENTS PROGRAM FY 2016 - FY 2020

FUNDING SOURCE(S)	DEPARTMENT	CITY CONTACT PERSON	WARD
MOTOR FUEL TAX	Public Works - Engineering Division	Ryan Otto	2
PROJECT TITLE		ACCOUNT NUMBER(S)	
Fox Creek Road Reconstruction: Danbury to Beich		20300300-72510, 20300300-72530	



CITY OF BLOOMINGTON
CAPITAL IMPROVEMENTS PROGRAM FY 2016 - FY 2020

<i>FUNDING SOURCE(S)</i>	<i>DEPARTMENT</i>		<i>CITY CONTACT PERSON</i>	<i>WARD</i>		
MOTOR FUEL TAX	Public Works - Engineering Division		Kevin Kothe	3		
<i>PROJECT TITLE</i>			<i>ACCOUNT NUMBER(S)</i>			
Towanda Avenue @ Vernon Avenue Traffic Signal Upgrade & Northbound Right Turn Lane			20300300-72510, 20300300-72530			
<i>PROJECT DESCRIPTION/JUSTIFICATION</i>						
<p>The existing traffic signals at Towanda Avenue and Vernon Avenue were constructed in 1975. They are an older style aluminum mast arm that could fail and should be replaced. Some of the electronics and traffic signal heads have been replaced over the years, but much of the hardware is original and is close to 40 years old which has exceeded its useful life. Traffic has increased significantly over the years and a northbound right turn lane is needed to help facilitate the flow of traffic at peak times. The northbound traffic routinely backs up past Kurt Drive on Towanda Avenue during peak times. This project would upgrade the traffic signals to current standards and add a northbound right turn lane on Towanda Avenue.</p>						
Projected start date:		Projected completion date:		<i>REQUEST TYPE</i>		
DESIGN BID:		DESIGN BID:		<input checked="" type="checkbox"/> CONTINUATION <input type="checkbox"/> REVISION <input type="checkbox"/> NEW		
DESIGN:		DESIGN:				
CONSTRUCTION BID:		CONSTRUCTION BID:				
CONSTRUCTION:		CONSTRUCTION:				
BUDGET BASIS :	0% Design	INITIAL FISCAL YEAR :	2016			
EXPENSES	FY 2016	FY 2017	FY 2018	FY 2019	FY 2020	TOTAL
PLANNING / DESIGN	\$0	\$0	\$0	\$0	\$0	\$0
LAND	\$50,000	\$0	\$0	\$0	\$0	\$50,000
CONSTRUCTION	\$400,000	\$0	\$0	\$0	\$0	\$400,000
EQUIPMENT / FURNISHINGS	\$0	\$0	\$0	\$0	\$0	\$0
TOTAL	\$450,000	\$0	\$0	\$0	\$0	\$450,000
REVENUES	FY 2016	FY 2017	FY 2018	FY 2019	FY 2020	TOTAL
GENERAL FUND	\$0	\$0	\$0	\$0	\$0	\$0
MOTOR FUEL TAX	\$450,000	\$0	\$0	\$0	\$0	\$450,000
CAPITAL IMPROVEMENT	\$0	\$0	\$0	\$0	\$0	\$0
WATER	\$0	\$0	\$0	\$0	\$0	\$0
SANITARY SEWER	\$0	\$0	\$0	\$0	\$0	\$0
STORM WATER	\$0	\$0	\$0	\$0	\$0	\$0
BONDS	\$0	\$0	\$0	\$0	\$0	\$0
GRANTS / OTHER	\$0	\$0	\$0	\$0	\$0	\$0
TOTAL REVENUES	\$450,000	\$0	\$0	\$0	\$0	\$450,000
OPERATING	FY 2016	FY 2017	FY 2018	FY 2019	FY 2020	TOTAL
PERSONNEL	\$0	\$0	\$0	\$0	\$0	\$0
MAINT./OPERATIONS	\$0	\$0	\$0	\$0	\$0	\$0
CAPITAL OUTLAY	\$0	\$0	\$0	\$0	\$0	\$0
TOTAL OPERATING COST	\$0	\$0	\$0	\$0	\$0	\$0
(OPERATING REVENUES)	\$0	\$0	\$0	\$0	\$0	\$0

Last Updated : 9/29/2014

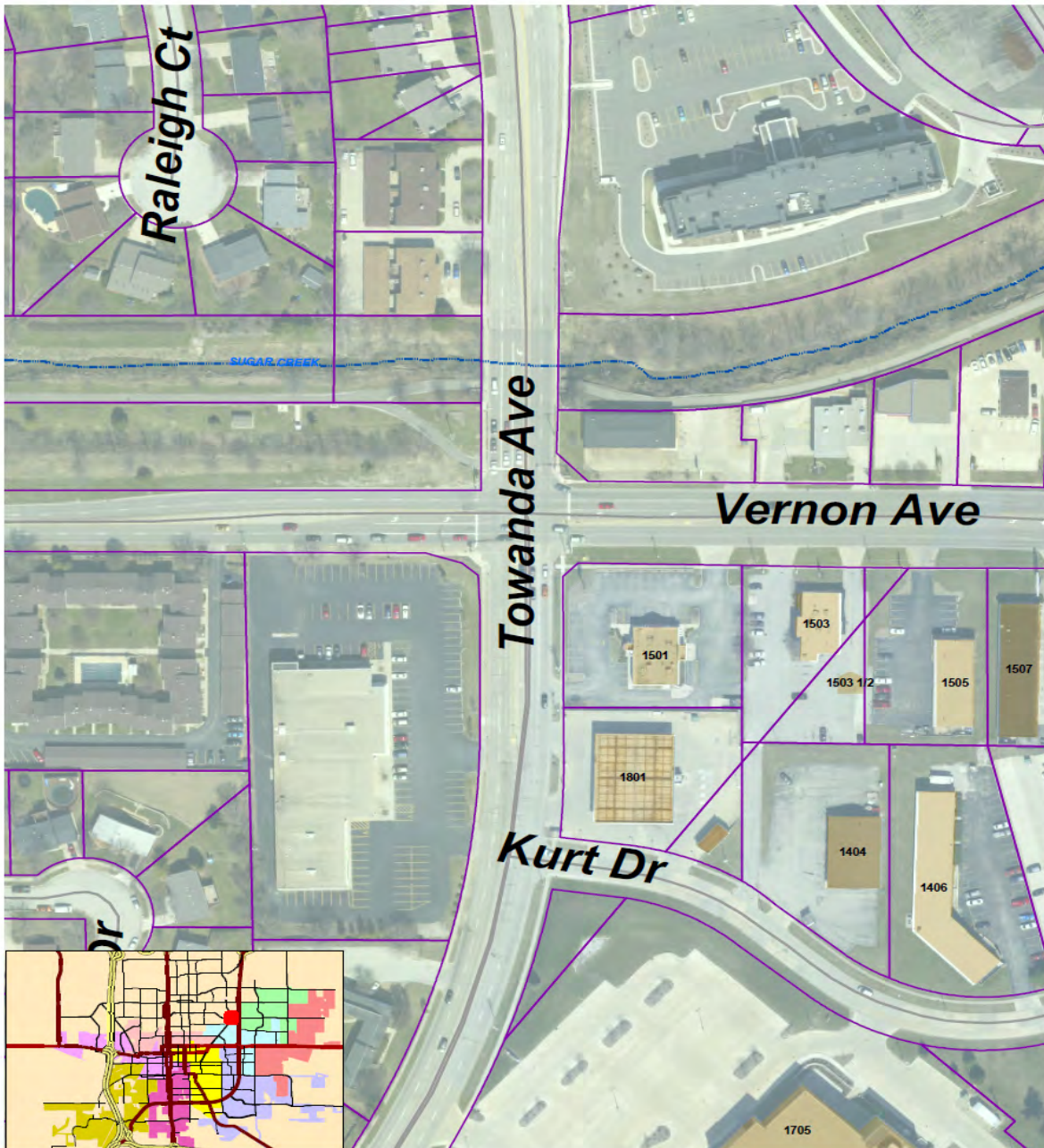
CITY OF BLOOMINGTON
CAPITAL IMPROVEMENTS PROGRAM FY 2016 - FY 2020

FUNDING SOURCE(S)	DEPARTMENT	CITY CONTACT PERSON	WARD
MOTOR FUEL TAX	Public Works - Engineering Division	Kevin Kothe	3
PROJECT TITLE		ACCOUNT NUMBER(S)	
Towanda Avenue @ Vernon Avenue Traffic Signal Upgrade & Northbound Right Turn Lane		20300300-72510, 20300300-72530	

CITY OF BLOOMINGTON
Public Works Department
12/16/2013

**Towanda @ Vernon Signal Upgrade
Northbound Right Turn Lane**

100 50 0 100 200 Feet



CITY OF BLOOMINGTON
CAPITAL IMPROVEMENTS PROGRAM FY 2016 - FY 2020

<i>FUNDING SOURCE(S)</i>	<i>DEPARTMENT</i>		<i>CITY CONTACT PERSON</i>	<i>WARD</i>		
MOTOR FUEL TAX	Public Works - Engineering Division		Kevin Kothe	Citywide		
<i>PROJECT TITLE</i>			<i>ACCOUNT NUMBER(S)</i>			
Street Lighting			20300300-71320			
<i>PROJECT DESCRIPTION/JUSTIFICATION</i>						
This item includes payment to the electric utilities for providing street lights on public streets in Bloomington. In the Ameren service area this includes the cost of electric power along with maintance and replacement of bulbs, ballasts, photo cells, poles, fixtures and wiring. In the Corn Belt Energy service area this is mainly the cost of electric power and bulbs. These services are provided as outlined in the respective franchise agreements.						
Projected start date:		Projected completion date:		<i>REQUEST TYPE</i>		
DESIGN BID:		DESIGN BID:		<input checked="" type="checkbox"/> CONTINUATION <input type="checkbox"/> REVISION <input type="checkbox"/> NEW		
DESIGN:		DESIGN:				
CONSTRUCTION BID:		CONSTRUCTION BID:				
CONSTRUCTION:		CONSTRUCTION:				
BUDGET BASIS :	0% Design	INITIAL FISCAL YEAR :	2016			
EXPENSES	FY 2016	FY 2017	FY 2018	FY 2019	FY 2020	TOTAL
PLANNING / DESIGN	\$0	\$0	\$0	\$0	\$0	\$0
ELECTRIC	\$500,000	\$500,000	\$500,000	\$500,000	\$500,000	\$2,500,000
CONSTRUCTION	\$0	\$0	\$0	\$0	\$0	\$0
EQUIPMENT / FURNISHINGS	\$0	\$0	\$0	\$0	\$0	\$0
TOTAL	\$500,000	\$500,000	\$500,000	\$500,000	\$500,000	\$2,500,000
REVENUES	FY 2016	FY 2017	FY 2018	FY 2019	FY 2020	TOTAL
GENERAL FUND	\$0	\$0	\$0	\$0	\$0	\$0
MOTOR FUEL TAX	\$500,000	\$500,000	\$500,000	\$500,000	\$500,000	\$2,500,000
CAPITAL IMPROVEMENT	\$0	\$0	\$0	\$0	\$0	\$0
WATER	\$0	\$0	\$0	\$0	\$0	\$0
SANITARY SEWER	\$0	\$0	\$0	\$0	\$0	\$0
STORM WATER	\$0	\$0	\$0	\$0	\$0	\$0
BONDS	\$0	\$0	\$0	\$0	\$0	\$0
GRANTS / OTHER	\$0	\$0	\$0	\$0	\$0	\$0
TOTAL REVENUES	\$500,000	\$500,000	\$500,000	\$500,000	\$500,000	\$2,500,000
OPERATING	FY 2016	FY 2017	FY 2018	FY 2019	FY 2020	TOTAL
PERSONNEL	\$0	\$0	\$0	\$0	\$0	\$0
MAINT./OPERATIONS	\$0	\$0	\$0	\$0	\$0	\$0
CAPITAL OUTLAY	\$0	\$0	\$0	\$0	\$0	\$0
TOTAL OPERATING COST	\$0	\$0	\$0	\$0	\$0	\$0
(OPERATING REVENUES)	\$0	\$0	\$0	\$0	\$0	\$0

Last Updated : 1/27/2015


CITY OF BLOOMINGTON
CAPITAL IMPROVEMENTS PROGRAM FY 2016 - FY 2020

<i>FUNDING SOURCE(S)</i>	<i>DEPARTMENT</i>		<i>CITY CONTACT PERSON</i>	<i>WARD</i>		
MOTOR FUEL TAX	Public Works - Engineering Division		Kevin Kothe	3		
<i>PROJECT TITLE</i>			<i>ACCOUNT NUMBER(S)</i>			
GE Road @ Keaton Pl / Auto Row Dr Traffic Signals & NB left turn lane			20300300-72510, 20300300-72530			
<i>PROJECT DESCRIPTION/JUSTIFICATION</i>						
The existing intersection of Keaton Place / Auto Row Drive & GE Road is a two way stop. GE Road is an arterial with over 18,000 vehicles per day. Keaton Place has over 3000 vehicles per day. During peak times there is significant delay to vehicles trying to exit from the side streets. Traffic signals are warranted at this location and will reduce delay and driver frustration especially at peak times of day.						
Projected start date:		Projected completion date:		<i>REQUEST TYPE</i>		
DESIGN BID:		DESIGN BID:		<input checked="" type="checkbox"/> CONTINUATION <input type="checkbox"/> REVISION <input type="checkbox"/> NEW		
DESIGN:		DESIGN:				
CONSTRUCTION BID:		CONSTRUCTION BID:				
CONSTRUCTION:		CONSTRUCTION:				
BUDGET BASIS :	0% Design	INITIAL FISCAL YEAR :	2016			
EXPENSES	FY 2016	FY 2017	FY 2018	FY 2019	FY 2020	TOTAL
PLANNING / DESIGN	\$0	\$0	\$0	\$0	\$0	\$0
LAND	\$40,000	\$0	\$0	\$0	\$0	\$40,000
CONSTRUCTION	\$500,000	\$0	\$0	\$0	\$0	\$500,000
EQUIPMENT / FURNISHINGS	\$0	\$0	\$0	\$0	\$0	\$0
TOTAL	\$540,000	\$0	\$0	\$0	\$0	\$540,000
REVENUES	FY 2016	FY 2017	FY 2018	FY 2019	FY 2020	TOTAL
GENERAL FUND	\$0	\$0	\$0	\$0	\$0	\$0
MOTOR FUEL TAX	\$540,000	\$0	\$0	\$0	\$0	\$540,000
CAPITAL IMPROVEMENT	\$0	\$0	\$0	\$0	\$0	\$0
WATER	\$0	\$0	\$0	\$0	\$0	\$0
SANITARY SEWER	\$0	\$0	\$0	\$0	\$0	\$0
STORM WATER	\$0	\$0	\$0	\$0	\$0	\$0
BONDS	\$0	\$0	\$0	\$0	\$0	\$0
GRANTS / OTHER	\$0	\$0	\$0	\$0	\$0	\$0
TOTAL REVENUES	\$540,000	\$0	\$0	\$0	\$0	\$540,000
OPERATING	FY 2016	FY 2017	FY 2018	FY 2019	FY 2020	TOTAL
PERSONNEL	\$0	\$0	\$0	\$0	\$0	\$0
MAINT./OPERATIONS	\$0	\$0	\$0	\$0	\$0	\$0
CAPITAL OUTLAY	\$0	\$0	\$0	\$0	\$0	\$0
TOTAL OPERATING COST	\$0	\$0	\$0	\$0	\$0	\$0
(OPERATING REVENUES)	\$0	\$0	\$0	\$0	\$0	\$0

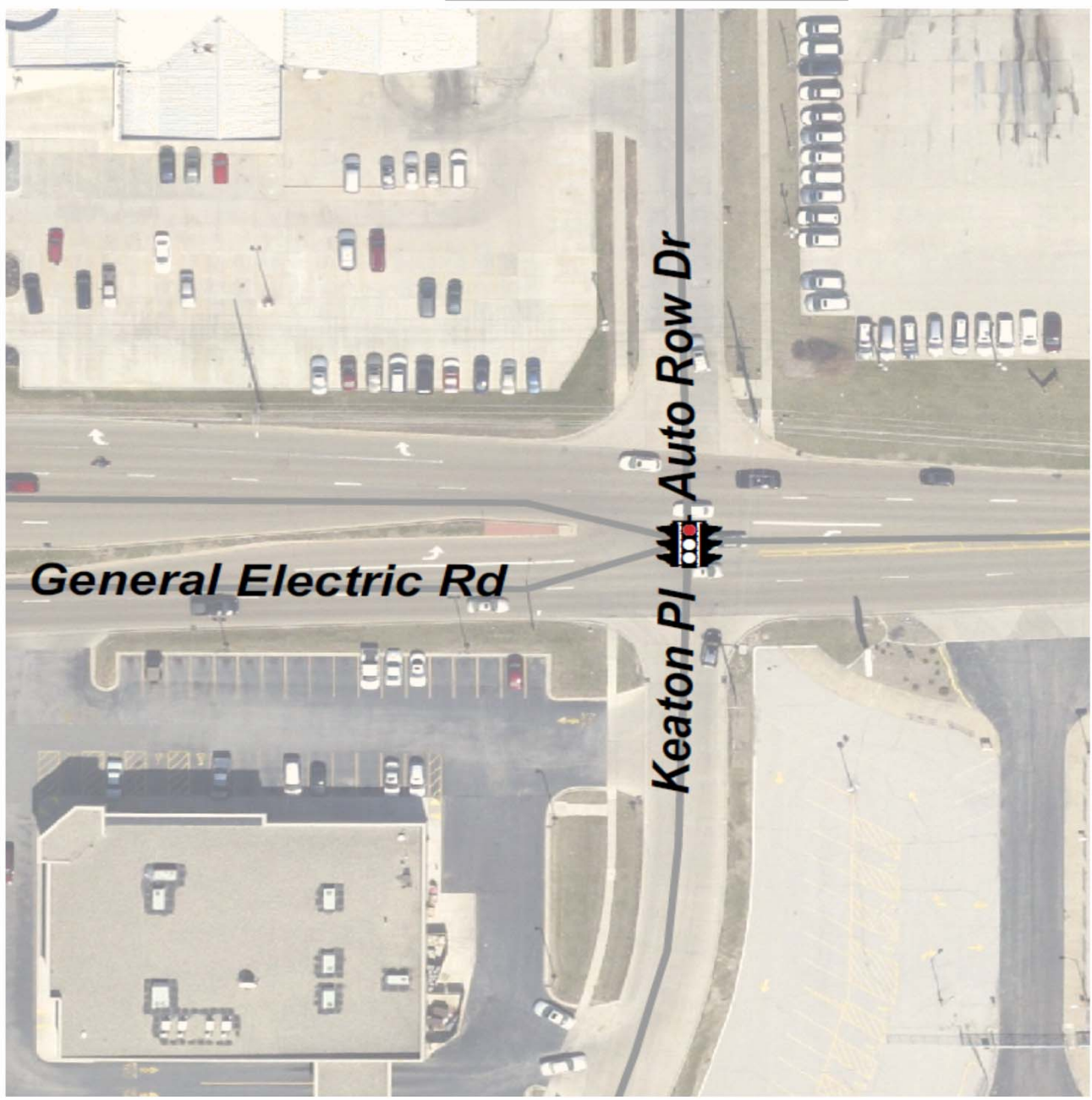

Last Updated : 9/29/2014

CITY OF BLOOMINGTON
CAPITAL IMPROVEMENTS PROGRAM FY 2016 - FY 2020

<i>FUNDING SOURCE(S)</i>	<i>DEPARTMENT</i>	<i>CITY CONTACT PERSON</i>	<i>WARD</i>
MOTOR FUEL TAX	Public Works - Engineering Division	Kevin Kothe	3
<i>PROJECT TITLE</i>		<i>ACCOUNT NUMBER(S)</i>	
GE Road @ Keaton Pl / Auto Row Dr Traffic Signals & NB left turn lane		20300300-72510, 20300300-72530	

 **CITY OF BLOOMINGTON**
Public Works Department
2/7/2011

**GE Rd @ Keaton Pl / Auto Row Dr
Traffic Signals & Left Turn Lanes**




CITY OF BLOOMINGTON
CAPITAL IMPROVEMENTS PROGRAM FY 2016 - FY 2020

<i>FUNDING SOURCE(S)</i>	<i>DEPARTMENT</i>	<i>CITY CONTACT PERSON</i>	<i>WARD</i>			
MOTOR FUEL TAX	Public Works - Engineering Division	Kevin Kothe	5			
<i>PROJECT TITLE</i>		<i>ACCOUNT NUMBER(S)</i>				
Hershey Road @ Arrowhead Drive Traffic Signals		20300300-72530				
<i>PROJECT DESCRIPTION/JUSTIFICATION</i>						
The existing intersection of Hershey Road & Arrowhead Drive is an all-way stop. Hershey Road is an arterial with over 12,000 vehicles per day. Traffic signals are warranted at this location and will reduce delay especially at peak times of day. This location is also near Stevenson Elementary School and will provide pedestrian signals for people to cross the street.						
Projected start date:		Projected completion date:				
DESIGN BID:		DESIGN BID:				
DESIGN:		DESIGN:				
CONSTRUCTION BID:		CONSTRUCTION BID:				
CONSTRUCTION:		CONSTRUCTION:				
BUDGET BASIS :	0% Design	INITIAL FISCAL YEAR :	2016			
		<input type="checkbox"/> CONTINUATION <input checked="" type="checkbox"/> REVISION <input type="checkbox"/> NEW				
EXPENSES	FY 2016	FY 2017	FY 2018	FY 2019	FY 2020	TOTAL
PLANNING / DESIGN	\$0	\$0	\$0	\$0	\$0	\$0
LAND	\$0	\$0	\$0	\$0	\$0	\$0
CONSTRUCTION	\$625,000	\$0	\$0	\$0	\$0	\$625,000
EQUIPMENT / FURNISHINGS	\$0	\$0	\$0	\$0	\$0	\$0
TOTAL	\$625,000	\$0	\$0	\$0	\$0	\$625,000
REVENUES	FY 2016	FY 2017	FY 2018	FY 2019	FY 2020	TOTAL
GENERAL FUND	\$0	\$0	\$0	\$0	\$0	\$0
MOTOR FUEL TAX	\$625,000	\$0	\$0	\$0	\$0	\$625,000
CAPITAL IMPROVEMENT	\$0	\$0	\$0	\$0	\$0	\$0
WATER	\$0	\$0	\$0	\$0	\$0	\$0
SANITARY SEWER	\$0	\$0	\$0	\$0	\$0	\$0
STORM WATER	\$0	\$0	\$0	\$0	\$0	\$0
BONDS	\$0	\$0	\$0	\$0	\$0	\$0
GRANTS / OTHER	\$0	\$0	\$0	\$0	\$0	\$0
TOTAL REVENUES	\$625,000	\$0	\$0	\$0	\$0	\$625,000
OPERATING	FY 2016	FY 2017	FY 2018	FY 2019	FY 2020	TOTAL
PERSONNEL	\$0	\$0	\$0	\$0	\$0	\$0
MAINT./OPERATIONS	\$0	\$0	\$0	\$0	\$0	\$0
CAPITAL OUTLAY	\$0	\$0	\$0	\$0	\$0	\$0
TOTAL OPERATING COST	\$0	\$0	\$0	\$0	\$0	9/10/2012
(OPERATING REVENUES)	\$0	\$0	\$0	\$0	\$0	\$0

Last Updated : 12/4/2014

CITY OF BLOOMINGTON
CAPITAL IMPROVEMENTS PROGRAM FY 2016 - FY 2020

<i>FUNDING SOURCE(S)</i>	<i>DEPARTMENT</i>	<i>CITY CONTACT PERSON</i>	<i>WARD</i>
MOTOR FUEL TAX	Public Works - Engineering Division	Kevin Kothe	5
<i>PROJECT TITLE</i>		<i>ACCOUNT NUMBER(S)</i>	
Hershey Road @ Arrowhead Drive Traffic Signals		20300300-72530	

 **CITY OF BLOOMINGTON**
Public Works Department
2/7/2011

**Hershey Rd @ Arrowhead Dr
Traffic Signals**




CITY OF BLOOMINGTON
CAPITAL IMPROVEMENTS PROGRAM FY 2016 - FY 2020

<i>FUNDING SOURCE(S)</i>	<i>DEPARTMENT</i>	<i>CITY CONTACT PERSON</i>	<i>WARD</i>			
MOTOR FUEL TAX	Public Works - Engineering Division	Kevin Kothe	5			
<i>PROJECT TITLE</i>		<i>ACCOUNT NUMBER(S)</i>				
Hershey Road @ Clearwater Avenue Traffic Signals		20300300-72530				
<i>PROJECT DESCRIPTION/JUSTIFICATION</i>						
The existing intersection of Hershey Road & Clearwater Avenue is an all-way stop. Hershey Road is an arterial with over 12,000 vehicles per day. Traffic signals are warranted at this location and will reduce delay especially at peak times of day. This location is also near Stevenson Elementary School and will provide pedestrian signals for people to cross the street.						
Projected start date:		Projected completion date:				
DESIGN BID:		DESIGN BID:				
DESIGN:		DESIGN:				
CONSTRUCTION BID:		CONSTRUCTION BID:				
CONSTRUCTION:		CONSTRUCTION:				
BUDGET BASIS :	0% Design	INITIAL FISCAL YEAR :	2016			
		<input type="checkbox"/> CONTINUATION <input checked="" type="checkbox"/> REVISION <input type="checkbox"/> NEW				
EXPENSES	FY 2016	FY 2017	FY 2018	FY 2019	FY 2020	TOTAL
PLANNING / DESIGN	\$0	\$0	\$0	\$0	\$0	\$0
LAND	\$0	\$0	\$0	\$0	\$0	\$0
CONSTRUCTION	\$625,000	\$0	\$0	\$0	\$0	\$625,000
EQUIPMENT / FURNISHINGS	\$0	\$0	\$0	\$0	\$0	\$0
TOTAL	\$625,000	\$0	\$0	\$0	\$0	\$625,000
REVENUES	FY 2016	FY 2017	FY 2018	FY 2019	FY 2020	TOTAL
GENERAL FUND	\$0	\$0	\$0	\$0	\$0	\$0
MOTOR FUEL TAX	\$625,000	\$0	\$0	\$0	\$0	\$625,000
CAPITAL IMPROVEMENT	\$0	\$0	\$0	\$0	\$0	\$0
WATER	\$0	\$0	\$0	\$0	\$0	\$0
SANITARY SEWER	\$0	\$0	\$0	\$0	\$0	\$0
STORM WATER	\$0	\$0	\$0	\$0	\$0	\$0
BONDS	\$0	\$0	\$0	\$0	\$0	\$0
GRANTS / OTHER	\$0	\$0	\$0	\$0	\$0	\$0
TOTAL REVENUES	\$625,000	\$0	\$0	\$0	\$0	\$625,000
OPERATING	FY 2016	FY 2017	FY 2018	FY 2019	FY 2020	TOTAL
PERSONNEL	\$0	\$0	\$0	\$0	\$0	\$0
MAINT./OPERATIONS	\$0	\$0	\$0	\$0	\$0	\$0
CAPITAL OUTLAY	\$0	\$0	\$0	\$0	\$0	\$0
TOTAL OPERATING COST	\$0	\$0	\$0	\$0	\$0	9/10/2012
(OPERATING REVENUES)	\$0	\$0	\$0	\$0	\$0	\$0

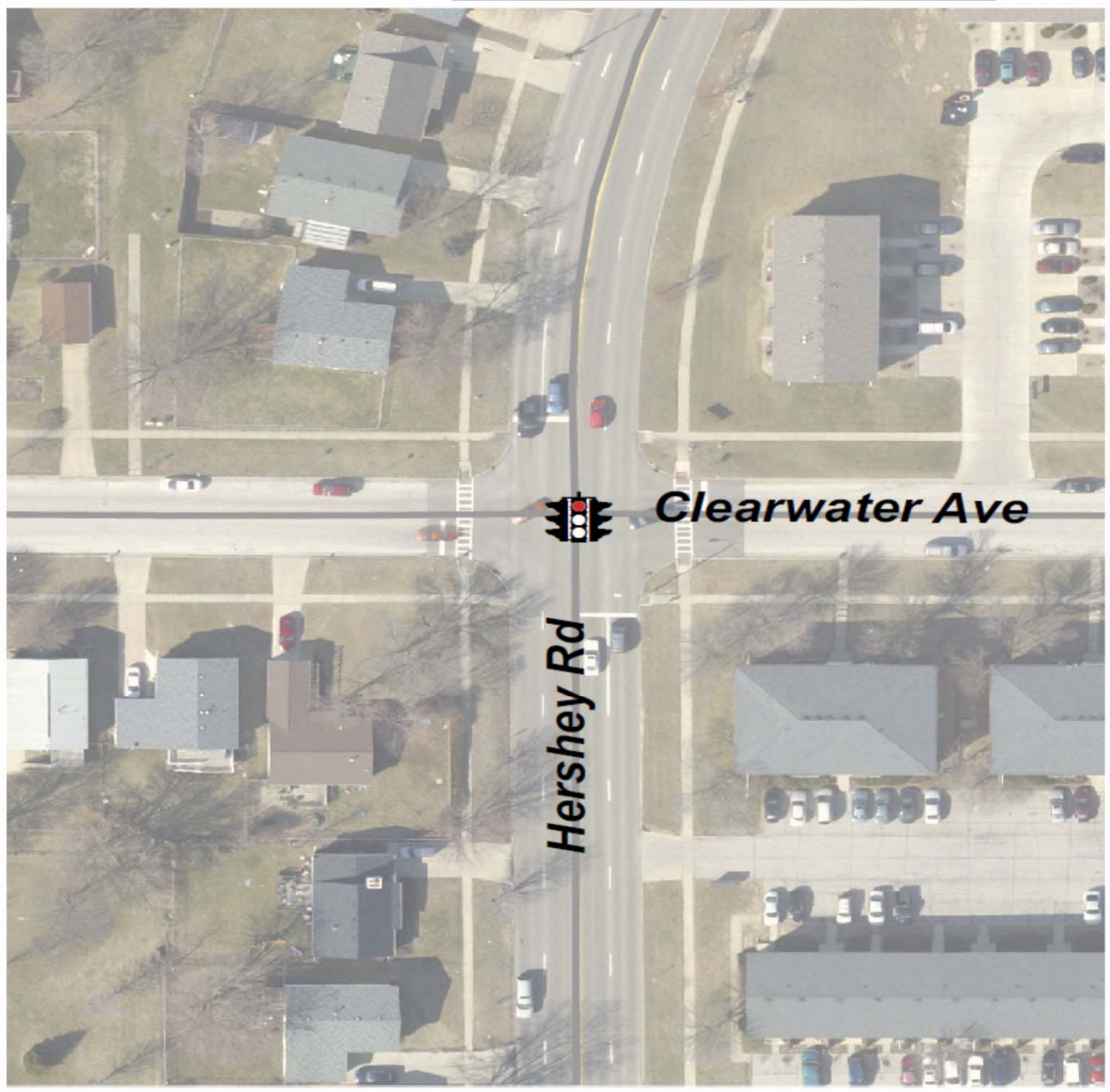
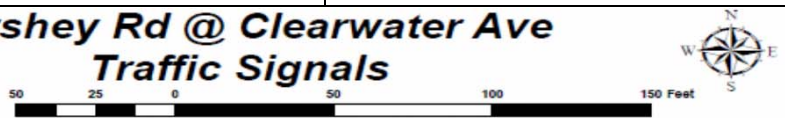
Last Updated : 12/4/2014

CITY OF BLOOMINGTON
CAPITAL IMPROVEMENTS PROGRAM FY 2016 - FY 2020

<i>FUNDING SOURCE(S)</i>	<i>DEPARTMENT</i>	<i>CITY CONTACT PERSON</i>	<i>WARD</i>
MOTOR FUEL TAX	Public Works - Engineering Division	Kevin Kothe	5
<i>PROJECT TITLE</i>		<i>ACCOUNT NUMBER(S)</i>	
Hershey Road @ Clearwater Avenue Traffic Signals		20300300-72530	

 **CITY OF BLOOMINGTON**
Public Works Department
2/7/2011

**Hershey Rd @ Clearwater Ave
Traffic Signals**



CITY OF BLOOMINGTON
CAPITAL IMPROVEMENTS PROGRAM FY 2016 - FY 2020

<i>FUNDING SOURCE(S)</i>	<i>DEPARTMENT</i>		<i>CITY CONTACT PERSON</i>	<i>WARD</i>		
MOTOR FUEL TAX	Public Works - Engineering Division		Kevin Kothe	1, 4 & 8		
<i>PROJECT TITLE</i>			<i>ACCOUNT NUMBER(S)</i>			
Hamilton Road: Bunn - Commerce			20300300-70050			
<i>PROJECT DESCRIPTION/JUSTIFICATION</i>						
<p>This is the last section of Hamilton Road needed to complete this four lane arterial from Veterans Parkway to Hershey Road. This project currently shows crossing the Norfolk Southern Railroad at grade. Negotiations with Norfolk Southern Railroad have been ongoing for several years. All prior attempts to obtain an at-grade crossing have been unsuccessful. This budget item provides for a Phase I Study. The Phase I study is required to move the project forward if state and federal funding is to be used. A Phase II Engineering Design will follow once the Phase I is completed and approved by IDOT.</p>						
Projected start date:		Projected completion date:		<i>REQUEST TYPE</i>		
DESIGN BID:		DESIGN BID:		<input type="checkbox"/> CONTINUATION <input type="checkbox"/> REVISION <input checked="" type="checkbox"/> NEW		
DESIGN:		DESIGN:				
CONSTRUCTION BID:		CONSTRUCTION BID:				
CONSTRUCTION:		CONSTRUCTION:				
BUDGET BASIS :	60% Design	INITIAL FISCAL YEAR :	2016			
EXPENSES	FY 2016	FY 2017	FY 2018	FY 2019	FY 2020	TOTAL
PLANNING / DESIGN	\$900,000	\$0	\$0	\$0	\$0	\$900,000
LAND	\$0	\$0	\$0	\$0	\$0	\$0
CONSTRUCTION	\$0	\$0	\$0	\$0	\$0	\$0
EQUIPMENT / FURNISHINGS	\$0	\$0	\$0	\$0	\$0	\$0
TOTAL	\$900,000	\$0	\$0	\$0	\$0	\$900,000
REVENUES	FY 2016	FY 2017	FY 2018	FY 2019	FY 2020	TOTAL
GENERAL FUND	\$0	\$0	\$0	\$0	\$0	\$0
MOTOR FUEL TAX	\$900,000	\$0	\$0	\$0	\$0	\$900,000
CAPITAL IMPROVEMENT	\$0	\$0	\$0	\$0	\$0	\$0
WATER	\$0	\$0	\$0	\$0	\$0	\$0
SANITARY SEWER	\$0	\$0	\$0	\$0	\$0	\$0
STORM WATER	\$0	\$0	\$0	\$0	\$0	\$0
BONDS	\$0	\$0	\$0	\$0	\$0	\$0
GRANTS / OTHER	\$0	\$0	\$0	\$0	\$0	\$0
TOTAL REVENUES	\$900,000	\$0	\$0	\$0	\$0	\$900,000
OPERATING	FY 2016	FY 2017	FY 2018	FY 2019	FY 2020	TOTAL
PERSONNEL	\$0	\$0	\$0	\$0	\$0	\$0
MAINT./OPERATIONS	\$0	\$0	\$0	\$0	\$0	\$0
CAPITAL OUTLAY	\$0	\$0	\$0	\$0	\$0	\$0
TOTAL OPERATING COST	\$0	\$0	\$0	\$0	\$0	\$0
(OPERATING REVENUES)	\$0	\$0	\$0	\$0	\$0	\$0

Last Updated : 1/27/2015

CITY OF BLOOMINGTON
 CAPITAL IMPROVEMENTS PROGRAM FY 2016 - FY 2020

<i>FUNDING SOURCE(S)</i>	<i>DEPARTMENT</i>	<i>CITY CONTACT PERSON</i>	<i>WARD</i>
MOTOR FUEL TAX	Public Works - Engineering Division	Kevin Kothe	1, 4 & 8
<i>PROJECT TITLE</i>		<i>ACCOUNT NUMBER(S)</i>	
Hamilton Road: Bunn - Commerce		20300300-70050	

HAMILTON ROAD - BUNN TO COMMERCE



CITY OF BLOOMINGTON
CAPITAL IMPROVEMENTS PROGRAM FY 2016 - FY 2020

<i>FUNDING SOURCE(S)</i>	<i>DEPARTMENT</i>		<i>CITY CONTACT PERSON</i>	<i>WARD</i>		
MOTOR FUEL TAX	Public Works - Engineering Division		Greg Kallevig	4		
<i>PROJECT TITLE</i>			<i>ACCOUNT NUMBER(S)</i>			
Linden St. Bridge Deck Replacement			20300300-72530			
<i>PROJECT DESCRIPTION/JUSTIFICATION</i>						
<p>The Linden St. Bridge over Sugar Creek, just north of Emerson St., is 32 years old and showing signs of severe deterioration along the center longitudinal joint. Point deterioration at the drains along the outside edge of the bridge is also evident. The City hired Farnsworth Group to evaluate the bridge and provide a recommended action plan. First, Farnsworth recommended that traffic be moved off the center longitudinal joint until repairs can be made, the City is re-striping the traffic lanes to keep vehicles off the center joint. Deck replacement is recommended by IDOT standards since deck repair is very near to 60% of the cost to replace.</p>						
Projected start date:		Projected completion date:		<i>REQUEST TYPE</i>		
DESIGN BID:		DESIGN BID:		<input type="checkbox"/> CONTINUATION <input checked="" type="checkbox"/> REVISION <input type="checkbox"/> NEW		
DESIGN:		DESIGN:				
CONSTRUCTION BID:		CONSTRUCTION BID:				
CONSTRUCTION:		CONSTRUCTION:				
BUDGET BASIS :	Other Study or Report	INITIAL FISCAL YEAR :	2016			
EXPENSES	FY 2016	FY 2017	FY 2018	FY 2019	FY 2020	TOTAL
PLANNING / DESIGN	\$0	\$0	\$0	\$0	\$0	\$0
LAND	\$0	\$0	\$0	\$0	\$0	\$0
CONSTRUCTION	\$1,000,000	\$0	\$0	\$0	\$0	\$1,000,000
EQUIPMENT / FURNISHINGS	\$0	\$0	\$0	\$0	\$0	\$0
TOTAL	\$1,000,000	\$0	\$0	\$0	\$0	\$1,000,000
REVENUES	FY 2016	FY 2017	FY 2018	FY 2019	FY 2020	TOTAL
GENERAL FUND	\$0	\$0	\$0	\$0	\$0	\$0
MOTOR FUEL TAX	\$1,000,000	\$0	\$0	\$0	\$0	\$1,000,000
CAPITAL IMPROVEMENT	\$0	\$0	\$0	\$0	\$0	\$0
WATER	\$0	\$0	\$0	\$0	\$0	\$0
SANITARY SEWER	\$0	\$0	\$0	\$0	\$0	\$0
STORM WATER	\$0	\$0	\$0	\$0	\$0	\$0
BONDS	\$0	\$0	\$0	\$0	\$0	\$0
GRANTS / OTHER	\$0	\$0	\$0	\$0	\$0	\$0
TOTAL REVENUES	\$1,000,000	\$0	\$0	\$0	\$0	\$1,000,000
OPERATING	FY 2016	FY 2017	FY 2018	FY 2019	FY 2020	TOTAL
PERSONNEL	\$0	\$0	\$0	\$0	\$0	\$0
MAINT./OPERATIONS	\$0	\$0	\$0	\$0	\$0	\$0
CAPITAL OUTLAY	\$0	\$0	\$0	\$0	\$0	\$0
TOTAL OPERATING COST	\$0	\$0	\$0	\$0	\$0	\$0
(OPERATING REVENUES)	\$0	\$0	\$0	\$0	\$0	\$0

Last Updated : 1/27/2015

CITY OF BLOOMINGTON
 CAPITAL IMPROVEMENTS PROGRAM FY 2016 - FY 2020

<i>FUNDING SOURCE(S)</i>	<i>DEPARTMENT</i>	<i>CITY CONTACT PERSON</i>	<i>WARD</i>
MOTOR FUEL TAX	Public Works - Engineering Division	Greg Kallevig	4
<i>PROJECT TITLE</i>		<i>ACCOUNT NUMBER(S)</i>	
Linden St. Bridge Deck Replacement		20300300-72530	



PARK DEDICATION CAPITAL
PROJECTS



**FY 2016 -- Capital Improvement Summary
Park Dedication Projects**

The list provides a synopsis of the major capital projects planned for the City in FY 2016. The detailed budget document is provided in the pages that follow this synopsis. This synopsis provides an estimate of the financial impact each project will have on the City's overall operating funds upon the completion of the project.

Park Dedication

❖ **Sunnyside Park Playground (Parks Master Plan)**

➤ <u>Park Dedication Fund</u>	
Construction	<u>\$200,000</u>
Total Capital Project	\$200,000

Total FY 2016 Cost: \$200,000

CITY OF BLOOMINGTON
CAPITAL IMPROVEMENTS PROGRAM FY 2016- FY 2020

<i>FUNDING SOURCE(S)</i>	<i>DEPARTMENT</i>		<i>CITY CONTACT PERSON</i>		<i>WARD</i>	
Park Dedication	Parks, Recreation & Cultural Arts		Bobbie Herakovich		6	
<i>PROJECT TITLE</i>			<i>ACCOUNT NUMBER</i>			
Sunnyside Park and Playground Renovations			24104100-72570			
<i>PROJECT DESCRIPTION/JUSTIFICATION</i>						
The Parks Master Plan identifies the need for improvements to Sunnyside Park - specifically new playground equipment and basketball court resurfacing. The existing playground was installed in 1997. Additionally a permanent walking path is needed. To be funded out of Park Dedication Fund NPA #4.						
Projected start date:			Projected completion date:		<i>TYPE REQUEST</i>	
DESIGN BID:			DESIGN BID:			CONTINUATION
DESIGN:			DESIGN:			REVISION
CONSTRUCTION BID:			CONSTRUCTION BID:			NEW
CONSTRUCTION:			CONSTRUCTION:			
EXPENSES	FY 2016	FY 2017	FY 2018	FY 2019	FY 2020	TOTAL
PLANNING/DESIGN	\$0	\$0	\$0	\$0	\$0	\$0
LAND	\$0	\$0	\$0	\$0	\$0	\$0
CONSTRUCTION	\$200,000	\$0	\$0	\$0	\$0	\$200,000
EQUIPMENT/FURNISHINGS	\$0	\$0	\$0	\$0	\$0	\$0
TOTAL	\$200,000	\$0	\$0	\$0	\$0	\$200,000
REVENUES	FY 2016	FY 2017	FY 2018	FY 2019	FY 2020	TOTAL
GENERAL FUND	\$0	\$0	\$0	\$0	\$0	\$0
MOTOR FUEL TAX	\$0	\$0	\$0	\$0	\$0	\$0
CAPITAL IMPROVEMENT	\$0	\$0	\$0	\$0	\$0	\$0
WATER	\$0	\$0	\$0	\$0	\$0	\$0
SANITARY SEWER	\$0	\$0	\$0	\$0	\$0	\$0
STORM WATER	\$0	\$0	\$0	\$0	\$0	\$0
PARK DEDICATION	\$200,000	\$0	\$0	\$0	\$0	\$200,000
GRANTS/OTHER	\$0	\$0	\$0	\$0	\$0	\$0
TOTAL REVENUES	\$200,000	\$0	\$0	\$0	\$0	\$200,000
OPERATING	FY 2016	FY 2017	FY 2018	FY 2019	FY 2020	TOTAL
PERSONNEL	\$0	\$0	\$0	\$0	\$0	\$0
MAINT./OPERATIONS	\$0	\$0	\$0	\$0	\$0	\$0
CAPITAL OUTLAY	\$0	\$0	\$0	\$0	\$0	\$0
TOTAL OPERATING COST	\$0	\$0	\$0	\$0	\$0	\$0
(OPERATING REVENUES)	\$0	\$0	\$0	\$0	\$0	\$0

This page intentionally left blank



CAPITAL IMPROVEMENT FUND
CAPITAL PROJECTS



**FY 2016 -- Capital Improvement Summary
Capital Improvement Fund**

The list provides a synopsis of the major capital projects planned for the City in FY 2016. The detailed budget document is provided in the pages that follow this synopsis. This synopsis provides an estimate of the financial impact each project will have on the City's overall operating funds upon the completion of the project.

Capital Improvement Fund

❖ **Street Resurfacing Program-Local Motor Fuel Tax portion**

➤ <u>Capital Improvement Fund</u>	
Construction	<u>\$2,000,000</u>
Total Capital Project	\$2,000,000

❖ **Multi-year ADA Sidewalk Ramp Replacement**

➤ <u>Capital Improvement Fund</u>	
Construction	<u>\$200,000</u>
Total Capital Project	\$200,000

❖ **Multi-year Sidewalk Repair Program**

➤ <u>Capital Improvement Fund</u>	
Construction	<u>\$200,000</u>
Total Capital Project	\$200,000

❖ **DeBrazza's Plaza - Zoo Master Plan**

- Grant - \$588,700

➤ <u>Capital Improvement Fund</u>	
Construction	<u>\$588,700</u>
Total Capital Project	\$588,700

Total FY 2016 Cost: \$2,988,700

CITY OF BLOOMINGTON
CAPITAL IMPROVEMENTS PROGRAM FY 2016 - FY 2020

<i>FUNDING SOURCE(S)</i>	<i>DEPARTMENT</i>		<i>CITY CONTACT PERSON</i>	<i>WARD</i>		
CAPITAL IMPROVEMENT	Public Works - Engineering Division		Kevin Kothe	Citywide		
<i>PROJECT TITLE</i>			<i>ACCOUNT NUMBER(S)</i>			
Resurfacing Program			40100100-72530			
<i>PROJECT DESCRIPTION/JUSTIFICATION</i>						
<p>Annual program that provides for resurfacing and repair of public streets and alleys. The program consists of three components. The first is street & alley patching and repair which is used to fix bad parts of the streets and resurface residential low traffic volume streets. The second is resurfacing major sections of streets. The third is preventative maintenance such as sealing or microsurfacing.</p> <p>It is anticipated that \$2,000,000 of the budgeted amount for the resurfacing program will be funded from the revenue generated by the Local Motor Fuel Tax.</p>						
Projected start date:			Projected completion date:		<i>REQUEST TYPE</i>	
DESIGN BID:		DESIGN BID:		<input checked="" type="checkbox"/> CONTINUATION <input type="checkbox"/> REVISION <input type="checkbox"/> NEW		
DESIGN:		DESIGN:				
CONSTRUCTION BID:		CONSTRUCTION BID:				
CONSTRUCTION:		CONSTRUCTION:				
BUDGET BASIS :	0% Design	INITIAL FISCAL YEAR :	2016			
EXPENSES	FY 2016	FY 2017	FY 2018	FY 2019	FY 2020	TOTAL
PLANNING / DESIGN	\$0	\$0	\$0	\$0	\$0	\$0
LAND	\$0	\$0	\$0	\$0	\$0	\$0
CONSTRUCTION	\$2,000,000	\$5,000,000	\$5,150,000	\$5,304,500	\$5,463,635	\$22,918,135
EQUIPMENT / FURNISHINGS	\$0	\$0	\$0	\$0	\$0	\$0
TOTAL	\$2,000,000	\$5,000,000	\$5,150,000	\$5,304,500	\$5,463,635	\$22,918,135
REVENUES	FY 2016	FY 2017	FY 2018	FY 2019	FY 2020	TOTAL
GENERAL FUND	\$0	\$0	\$0	\$0	\$0	\$0
MOTOR FUEL TAX	\$0	\$0	\$0	\$0	\$0	\$0
CAPITAL IMPROVEMENT	\$2,000,000	\$5,000,000	\$5,150,000	\$5,304,500	\$5,463,635	\$22,918,135
WATER	\$0	\$0	\$0	\$0	\$0	\$0
SANITARY SEWER	\$0	\$0	\$0	\$0	\$0	\$0
STORM WATER	\$0	\$0	\$0	\$0	\$0	\$0
BONDS	\$0	\$0	\$0	\$0	\$0	\$0
GRANTS / OTHER	\$0	\$0	\$0	\$0	\$0	\$0
TOTAL REVENUES	\$2,000,000	\$5,000,000	\$5,150,000	\$5,304,500	\$5,463,635	\$22,918,135
OPERATING	FY 2016	FY 2017	FY 2018	FY 2019	FY 2020	TOTAL
PERSONNEL	\$0	\$0	\$0	\$0	\$0	\$0
MAINT./OPERATIONS	\$0	\$0	\$0	\$0	\$0	\$0
CAPITAL OUTLAY	\$0	\$0	\$0	\$0	\$0	\$0
TOTAL OPERATING COST	\$0	\$0	\$0	\$0	\$0	\$0
(OPERATING REVENUES)	\$0	\$0	\$0	\$0	\$0	\$0

Last Updated : 10/3/2014

CITY OF BLOOMINGTON
CAPITAL IMPROVEMENTS PROGRAM FY 2016 - FY 2020

<i>FUNDING SOURCE(S)</i>	<i>DEPARTMENT</i>		<i>CITY CONTACT PERSON</i>	<i>WARD</i>		
CAPITAL IMPROVEMENT	Public Works - Engineering Division		Kevin Kothe	Citywide		
<i>PROJECT TITLE</i>			<i>ACCOUNT NUMBER(S)</i>			
Sidewalk Ramp Replacement Program			40100100-72560			
<i>PROJECT DESCRIPTION/JUSTIFICATION</i>						
Annual program that provides for replacement of public sidewalk ramps in order to comply with Federal ADA - American with Disabilities Act requirements. Most locations are within the City's annual resurfacing contract. Other locations are determined by citizen request and then by public benefit. A typical ramp replacement costs about \$1,250 which allows replacement of about 160 ramps based on a \$200,000 budget. A typical intersection has 8 ramps which means about 50 intersections are fixed per year. About half of the public sidewalks in Bloomington have been inventoried and rated. When the sidewalk inventory is complete we will know how many ramps need to be built or replaced citywide.						
Projected start date:		Projected completion date:		<i>REQUEST TYPE</i>		
DESIGN BID:		DESIGN BID:		<input checked="" type="checkbox"/> CONTINUATION <input type="checkbox"/> REVISION <input type="checkbox"/> NEW		
DESIGN:		DESIGN:				
CONSTRUCTION BID:		CONSTRUCTION BID:				
CONSTRUCTION:		CONSTRUCTION:				
BUDGET BASIS :	0% Design	INITIAL FISCAL YEAR :	2016			
EXPENSES	FY 2016	FY 2017	FY 2018	FY 2019	FY 2020	TOTAL
PLANNING / DESIGN	\$0	\$0	\$0	\$0	\$0	\$0
LAND	\$0	\$0	\$0	\$0	\$0	\$0
CONSTRUCTION	\$200,000	\$500,000	\$500,000	\$500,000	\$500,000	\$2,200,000
EQUIPMENT / FURNISHINGS	\$0	\$0	\$0	\$0	\$0	\$0
TOTAL	\$200,000	\$500,000	\$500,000	\$500,000	\$500,000	\$2,200,000
REVENUES	FY 2016	FY 2017	FY 2018	FY 2019	FY 2020	TOTAL
GENERAL FUND	\$0	\$0	\$0	\$0	\$0	\$0
MOTOR FUEL TAX	\$0	\$0	\$0	\$0	\$0	\$0
CAPITAL IMPROVEMENT	\$200,000	\$500,000	\$500,000	\$500,000	\$500,000	\$2,200,000
WATER	\$0	\$0	\$0	\$0	\$0	\$0
SANITARY SEWER	\$0	\$0	\$0	\$0	\$0	\$0
STORM WATER	\$0	\$0	\$0	\$0	\$0	\$0
BONDS	\$0	\$0	\$0	\$0	\$0	\$0
GRANTS / OTHER	\$0	\$0	\$0	\$0	\$0	\$0
TOTAL REVENUES	\$200,000	\$500,000	\$500,000	\$500,000	\$500,000	\$2,200,000
OPERATING	FY 2016	FY 2017	FY 2018	FY 2019	FY 2020	TOTAL
PERSONNEL	\$0	\$0	\$0	\$0	\$0	\$0
MAINT./OPERATIONS	\$0	\$0	\$0	\$0	\$0	\$0
CAPITAL OUTLAY	\$0	\$0	\$0	\$0	\$0	\$0
TOTAL OPERATING COST	\$0	\$0	\$0	\$0	\$0	\$0
(OPERATING REVENUES)	\$0	\$0	\$0	\$0	\$0	\$0

Last Updated : 9/29/2014

CITY OF BLOOMINGTON
CAPITAL IMPROVEMENTS PROGRAM FY 2016 - FY 2020

<i>FUNDING SOURCE(S)</i>	<i>DEPARTMENT</i>		<i>CITY CONTACT PERSON</i>		<i>WARD</i>	
CAPITAL IMPROVEMENT	Public Works - Engineering Division		Kevin Kothe		Citywide	
<i>PROJECT TITLE</i>			<i>ACCOUNT NUMBER(S)</i>			
Sidewalk Repair Program			40100100-72560			
<i>PROJECT DESCRIPTION/JUSTIFICATION</i>						
Annual program that provides for repair of public sidewalks not addressed by the 50/50 program to correct hazardous conditions. Most public sidewalks in residential areas are 4 or 5 feet in width and 4 inches thick except at driveways where they are typically 6 inches thick. The cost to replace 4 inch thick sidewalk is about \$7.25 per square foot. Based on this cost about 3000 lineal feet of sidewalk can be replaced based on a \$100,000 budget.						
Projected start date:			Projected completion date:		<i>REQUEST TYPE</i>	
DESIGN BID:		DESIGN BID:		<input checked="" type="checkbox"/> CONTINUATION <input type="checkbox"/> REVISION <input type="checkbox"/> NEW		
DESIGN:		DESIGN:				
CONSTRUCTION BID:		CONSTRUCTION BID:				
CONSTRUCTION:		CONSTRUCTION:				
BUDGET BASIS :	0% Design	INITIAL FISCAL YEAR :	2016			
EXPENSES	FY 2016	FY 2017	FY 2018	FY 2019	FY 2020	TOTAL
PLANNING / DESIGN	\$0	\$0	\$0	\$0	\$0	\$0
LAND	\$0	\$0	\$0	\$0	\$0	\$0
CONSTRUCTION	\$200,000	\$463,070	\$488,866	\$499,602	\$494,250	\$2,145,788
EQUIPMENT / FURNISHINGS	\$0	\$0	\$0	\$0	\$0	\$0
TOTAL	\$200,000	\$463,070	\$488,866	\$499,602	\$494,250	\$2,145,788
REVENUES	FY 2016	FY 2017	FY 2018	FY 2019	FY 2020	TOTAL
GENERAL FUND	\$0	\$0	\$0	\$0	\$0	\$0
MOTOR FUEL TAX	\$0	\$0	\$0	\$0	\$0	\$0
CAPITAL IMPROVEMENT	\$200,000	\$463,070	\$488,866	\$499,602	\$494,250	\$2,145,788
WATER	\$0	\$0	\$0	\$0	\$0	\$0
SANITARY SEWER	\$0	\$0	\$0	\$0	\$0	\$0
STORM WATER	\$0	\$0	\$0	\$0	\$0	\$0
BONDS	\$0	\$0	\$0	\$0	\$0	\$0
GRANTS / OTHER	\$0	\$0	\$0	\$0	\$0	\$0
TOTAL REVENUES	\$200,000	\$463,070	\$488,866	\$499,602	\$494,250	\$2,145,788
OPERATING	FY 2016	FY 2017	FY 2018	FY 2019	FY 2020	TOTAL
PERSONNEL	\$0	\$0	\$0	\$0	\$0	\$0
MAINT./OPERATIONS	\$0	\$0	\$0	\$0	\$0	\$0
CAPITAL OUTLAY	\$0	\$0	\$0	\$0	\$0	\$0
TOTAL OPERATING COST	\$0	\$0	\$0	\$0	\$0	\$0
(OPERATING REVENUES)	\$0	\$0	\$0	\$0	\$0	\$0

Last Updated : 9/29/2014

CITY OF BLOOMINGTON
CAPITAL IMPROVEMENTS PROGRAM FY 2016- FY 2020

<i>FUNDING SOURCE(S)</i>	<i>DEPARTMENT</i>		<i>CITY CONTACT PERSON</i>		<i>WARD</i>	
Capital Improvement	Parks, Recreation, and Cultural Arts		Bobbie Herakovich		City Wide	
<i>PROJECT TITLE</i>						
DeBrazza's Plaza			<i>ACCOUNT NUMBER</i>			
			40100100-72520			
<i>PROJECT DESCRIPTION/JUSTIFICATION</i>						
<p>This project consists of three components (DeBrazza's Monkey exhibit, additional parking lot, and Entrance Building renovations (including expanding gift shop and new concession stand.) All three components were identified in the Zoo's Master Plan as higher priorities. \$700,000 of the total \$720,000 project costs are covered by the Illinois Public Museum Capital Grant Program administered through the Illinois Department of Natural Resources (IDNR). The Zoo received the award summer of 2014. The project has a deadline of July 1, 2016 for completion. The grant does not have a match. The City must pay for the expenses up front but will be reimbursed at the 50% and 100% completion points of the project. The additional parking lot will help both the Zoo and those that utilize Miller Park's amenities by adding 36% more parking. Parking was noted as a major concern on the Zoo's AZA Accreditation Report. A new monkey exhibit will increase attendance by at least 3%. The new concession stand and expanded gift shop will increase an estimated 55.7% in concession and gift shop net revenues. The concession stand will also serve the park visitors as well as Zoo guests.</p>						
Projected start date:			Projected completion date:		<i>TYPE REQUEST</i>	
DESIGN BID:	12/1/2014		DESIGN BID:			CONTINUATION
DESIGN:			DESIGN:			REVISION
CONSTRUCTION BID:			CONSTRUCTION BID:		xxx	NEW
CONSTRUCTION:			CONSTRUCTION:	7/1/2016		
EXPENSES	FY 2016	FY 2017	FY 2018	FY 2019	FY 2020	TOTAL
PLANNING/DESIGN	\$0	\$0	\$0	\$0	\$0	\$0
LAND	\$0	\$0	\$0	\$0	\$0	\$0
CONSTRUCTION	\$588,700	\$0	\$0	\$0	\$0	\$588,700
EQUIPMENT/FURNISHINGS	\$0	\$0	\$0	\$0	\$0	\$0
TOTAL	\$588,700	\$0	\$0	\$0	\$0	\$588,700
REVENUES	FY 2016	FY 2017	FY 2018	FY 2019	FY 2020	TOTAL
GENERAL FUND	\$0	\$0	\$0	\$0	\$0	\$0
MOTOR FUEL TAX	\$0	\$0	\$0	\$0	\$0	\$0
CAPITAL IMPROVEMENT	\$0	\$0	\$0	\$0	\$0	\$0
WATER	\$0	\$0	\$0	\$0	\$0	\$0
SANITARY SEWER	\$0	\$0	\$0	\$0	\$0	\$0
STORM WATER	\$0	\$0	\$0	\$0	\$0	\$0
BONDS	\$0	\$0	\$0	\$0	\$0	\$0
GRANTS/OTHER	\$588,700	\$0	\$0	\$0	\$0	\$588,700
TOTAL REVENUES	\$588,700	\$0	\$0	\$0	\$0	\$588,700
OPERATING	FY 2016	FY 2017	FY 2018	FY 2019	FY 2020	TOTAL
PERSONNEL	\$0	\$0	\$0	\$0	\$0	\$0
MAINT./OPERATIONS	\$0	\$0	\$0	\$0	\$0	\$0
CAPITAL OUTLAY	\$0	\$0	\$0	\$0	\$0	\$0
TOTAL OPERATING COST	\$0	\$0	\$0	\$0	\$0	\$0
(OPERATING REVENUES)	\$0	\$0	\$0	\$0	\$0	\$0

CITY OF BLOOMINGTON
 CAPITAL IMPROVEMENTS PROGRAM FY 2016- FY 2020

FUNDING SOURCE(S)	DEPARTMENT	DIVISION/PROGRAM	WARD
Capital Improvement	Parks, Recreation, and Cultural Arts	Bobbie Herakovich	City Wide
PROJECT TITLE		ACCOUNT NUMBER	
DeBrazza's Plaza		40100100-70050, 40100100-72570	



This page intentionally left blank



CAPITAL LEASE PROJECTS



**FY 2016 -- Capital Improvement Summary
Capital Lease**

The list provides a synopsis of the major capital projects planned for the City in FY 2016. The detailed budget document is provided in the pages that follow this synopsis. This synopsis provides an estimate of the financial impact each project will have on the City's overall operating funds upon the completion of the project.

Fire

❖ **Fire Station Vehicle Exhaust Drop (Station HQ, #2, #4, & #6)**

➤ <u>Capital Lease Fund</u>	
Construction	<u>\$120,000</u>
Total Capital Project	\$120,000

Public Works

❖ **Fort Jesse @ Towanda Barnes Signal Upgrades (City portion)**

➤ <u>Capital Lease Fund</u>	
Construction	<u>\$15,000</u>
Total Capital Project	\$15,000

❖ **Citywide Street Master Plan**

➤ <u>Capital Lease Fund</u>	
Study	<u>\$250,000</u>
Total Capital Project	\$250,000

Parks

❖ **New Trail - The Grove to Benjamin School, Safe Routes to School Grant covers 80% (City portion - \$40,000)**

- City - \$40,000
- Grant Funding - \$160,000

➤ <u>Capital Lease Fund</u>	
Construction	<u>\$200,000</u>
Total Capital Project	\$200,000

❖ **Route 66 Trail Normal to Towanda - Construction 2nd half - tied to an IGA**

➤ <u>Capital Lease Fund</u>	
Construction	<u>\$75,000</u>
Total Capital Project	\$75,000

❖ **Route 66 Trail Towanda north 2.4 miles - Construction - tied to an IGA**

➤ Capital Lease Fund

Construction	<u>\$30,000</u>
Total Capital Project	\$30,000

❖ **Route 66 Trail Shirley south 1.1 miles - Construction - tied to an IGA**

➤ Capital Lease Fund

Construction	<u>\$20,000</u>
Total Capital Project	\$20,000

❖ **Route 66 Trail Towanda to Lexington - Design 1st half- Design - tied to an IGA**

➤ Capital Lease Fund

Design	<u>\$12,000</u>
Total Capital Project	\$12,000

❖ **Lincoln Leisure Center-Restoration of Exterior Elements -Faithful & Gould Study-Construction**

➤ Capital Lease Fund

Construction	<u>\$34,132</u>
Total Capital Project	\$34,132

Facilities

❖ **Design plan for demolition of City Hall Annex**

➤ Capital Lease Fund

Design	<u>\$35,000</u>
Total Capital Project	\$35,000

❖ **City Hall - Replace Exit Signage - Faithful & Gould Facility Study**

➤ Capital Lease Fund

Building Improvement	<u>\$6,250</u>
Total Capital Project	\$6,250

❖ **HAVCO Building Demolition**

➤ Capital Lease Fund

Building Improvement	<u>\$100,000</u>
Total Capital Project	\$100,000

❖ **Resurface Butler Parking Lot**

➤ <u>Capital Lease Fund</u>	
Construction	<u>\$60,000</u>
Total Capital Project	\$60,000

❖ **BCPA Creativity Center-Replace Fire Alarm System**

➤ <u>Capital Lease Fund</u>	
Building Improvement	<u>\$40,000</u>
Total Capital Project	\$40,000

❖ **Public Works Building-Allowance for Repair Steel Lintels**

➤ <u>Capital Lease Fund</u>	
Building Improvement	<u>\$10,000</u>
Total Capital Project	\$10,000

❖ **Police Firing Range-Allowance for Environmental Services**

➤ <u>Capital Lease Fund</u>	
Building Improvement	<u>\$40,000</u>
Total Capital Project	\$40,000

Abraham Lincoln Parking Deck

Repairs to Lincoln Parking Deck

➤ <u>Capital Lease Fund</u>	
Construction	<u>\$251,700</u>
Total Capital Project	\$251,700

U.S. Cellular Coliseum

❖ **Replace Video System**

➤ <u>Capital Lease</u>	
Construction	<u>\$1,600,000</u>
Total Capital Project	\$1,600,000

❖ **Upgrade Point of Sale system**

➤ <u>Capital Lease</u>	
Construction	<u>\$200,000</u>
Total Capital Project	\$200,000

❖ **Repairs to HVAC, Chiller, Plumbing & Electrical Work**

➤ Capital Lease Fund

Construction	<u>\$200,000</u>
Total Capital Project	\$200,000

❖ **LED lighting in main seating area**

➤ Capital Lease Fund

Construction	<u>\$250,000</u>
Total Capital Project	\$250,000

❖ **Building Automated System**

➤ Capital Lease Fund

Construction	<u>\$50,000</u>
Total Capital Project	\$50,000

❖ **Coliseum-Test, Balance, & Commission Smoke Control System-Faithful & Gould Study**

➤ Capital Lease Fund

Construction	<u>\$35,000</u>
Total Capital Project	\$35,000

❖ **Coliseum-Allowance for Modifications to Smoke Control System-Faithful & Gould Study**

➤ Capital Lease Fund

Construction	<u>\$175,000</u>
Total Capital Project	\$175,000

Total FY 2016 Cost: \$3,809,082

CITY OF BLOOMINGTON
CAPITAL IMPROVEMENTS PROGRAM FY 2016- FY 2020

<i>FUNDING SOURCE(S)</i>	<i>DEPARTMENT</i>		<i>CITY CONTACT PERSON</i>		<i>WARD</i>	
Capital Lease	Fire		Eric Vaughn		City Wide	
<i>PROJECT TITLE</i>			<i>ACCOUNT NUMBER</i>			
Vehicle Exhaust Evacuation Systems			40110133-72520			
<i>PROJECT DESCRIPTION/JUSTIFICATION</i>						
Vehicle exhaust is a known carcinogen and presents a hazard to personnel. This project is for the installation of vehicle exhaust removal systems in the remaining Fire Stations- Station #2, Station #4 and Station #6. Each Station bay will be equipped with the system to ensure that all vehicle exhaust can be captured and removed from the building and prevent personnel from being exposed to exhaust fumes. FIREFIGHTER HEALTH AND SAFETY INITIATIVE.						
Projected start date: 06/2015			Projected completion date: 04/2016		<i>TYPE REQUEST</i>	
DESIGN BID:			DESIGN BID:		X	CONTINUATION
DESIGN:	X		DESIGN:			REVISION
CONSTRUCTION BID:			CONSTRUCTION BID:			NEW
CONSTRUCTION:	X		CONSTRUCTION:			
EXPENSES	FY 2016	FY 2017	FY 2018	FY 2019	FY 2020	TOTAL
PLANNING/DESIGN	\$0	\$0	\$0	\$0	\$0	\$0
LAND	\$0	\$0	\$0	\$0	\$0	\$0
CONSTRUCTION	\$0	\$0	\$0	\$0	\$0	\$0
EQUIPMENT/FURNISHINGS	\$120,000	\$0	\$0	\$0	\$0	\$120,000
TOTAL	\$120,000	\$0	\$0	\$0	\$0	\$120,000
REVENUES	FY 2016	FY 2017	FY 2018	FY 2019	FY 2020	TOTAL
GENERAL FUND	\$0	\$0	\$0	\$0	\$0	\$0
MOTOR FUEL TAX	\$0	\$0	\$0	\$0	\$0	\$0
CAPITAL LEASE	\$120,000	\$0	\$0	\$0	\$0	\$120,000
WATER	\$0	\$0	\$0	\$0	\$0	\$0
SANITARY SEWER	\$0	\$0	\$0	\$0	\$0	\$0
STORM WATER	\$0	\$0	\$0	\$0	\$0	\$0
BONDS	\$0	\$0	\$0	\$0	\$0	\$0
GRANTS/OTHER	\$0	\$0	\$0	\$0	\$0	\$0
TOTAL REVENUES	\$120,000	\$0	\$0	\$0	\$0	\$120,000
OPERATING	FY 2016	FY 2017	FY 2018	FY 2019	FY 2020	TOTAL
PERSONNEL	\$0	\$0	\$0	\$0	\$0	\$0
MAINT./OPERATIONS	\$0	\$0	\$0	\$0	\$0	\$0
CAPITAL OUTLAY	\$0	\$0	\$0	\$0	\$0	\$0
TOTAL OPERATING COST	\$0	\$0	\$0	\$0	\$0	\$0
(OPERATING REVENUES)	\$0	\$0	\$0	\$0	\$0	\$0

CITY OF BLOOMINGTON
CAPITAL IMPROVEMENTS PROGRAM FY 2016 - FY 2020

<i>FUNDING SOURCE(S)</i>	<i>DEPARTMENT</i>	<i>CITY CONTACT PERSON</i>	<i>WARD</i>			
CAPITAL LEASE	Public Works - Engineering Division	Kevin Kothe	9			
<i>PROJECT TITLE</i>		<i>ACCOUNT NUMBER(S)</i>				
Fort Jesse @ Towanda Barnes Signal Upgrades (City portion)		40110133-72530				
<i>PROJECT DESCRIPTION/JUSTIFICATION</i>						
Mclean County Highway Department is upgrading Towanda Barnes Road from Fort Jesse Road to Raab Road. A large portion of this project is federally funded. As part of the project the signals at this intersection are being upgraded. This project is for the City's share of the local portion of the signal upgrades.						
Projected start date:		Projected completion date:				
DESIGN BID:		DESIGN BID:				
DESIGN:		DESIGN:				
CONSTRUCTION BID:		CONSTRUCTION BID:				
CONSTRUCTION:		CONSTRUCTION:				
BUDGET BASIS :	0% Design	INITIAL FISCAL YEAR :	2016			
			<input type="checkbox"/> CONTINUATION <input type="checkbox"/> REVISION <input checked="" type="checkbox"/> NEW			
EXPENSES	FY 2016	FY 2017	FY 2018	FY 2019	FY 2020	TOTAL
PLANNING / DESIGN	\$0	\$0	\$0	\$0	\$0	\$0
LAND	\$0	\$0	\$0	\$0	\$0	\$0
CONSTRUCTION	\$15,000	\$0	\$0	\$0	\$0	\$15,000
EQUIPMENT / FURNISHINGS	\$0	\$0	\$0	\$0	\$0	\$0
TOTAL	\$15,000	\$0	\$0	\$0	\$0	\$15,000
REVENUES	FY 2016	FY 2017	FY 2018	FY 2019	FY 2020	TOTAL
GENERAL FUND	\$0	\$0	\$0	\$0	\$0	\$0
MOTOR FUEL TAX	\$0	\$0	\$0	\$0	\$0	\$0
CAPITAL LEASE	\$15,000	\$0	\$0	\$0	\$0	\$15,000
WATER	\$0	\$0	\$0	\$0	\$0	\$0
SANITARY SEWER	\$0	\$0	\$0	\$0	\$0	\$0
STORM WATER	\$0	\$0	\$0	\$0	\$0	\$0
BONDS	\$0	\$0	\$0	\$0	\$0	\$0
GRANTS / OTHER	\$0	\$0	\$0	\$0	\$0	\$0
TOTAL REVENUES	\$15,000	\$0	\$0	\$0	\$0	\$15,000
OPERATING	FY 2016	FY 2017	FY 2018	FY 2019	FY 2020	TOTAL
PERSONNEL	\$0	\$0	\$0	\$0	\$0	\$0
MAINT./OPERATIONS	\$0	\$0	\$0	\$0	\$0	\$0
CAPITAL OUTLAY	\$0	\$0	\$0	\$0	\$0	\$0
TOTAL OPERATING COST	\$0	\$0	\$0	\$0	\$0	\$0
(OPERATING REVENUES)	\$0	\$0	\$0	\$0	\$0	\$0

Last Updated : 9/29/2014

CITY OF BLOOMINGTON
 CAPITAL IMPROVEMENTS PROGRAM FY 2016 - FY 2020

<i>FUNDING SOURCE(S)</i>	<i>DEPARTMENT</i>	<i>CITY CONTACT PERSON</i>	<i>WARD</i>
CAPITAL LEASE	Public Works - Engineering Division	Kevin Kothe	9
<i>PROJECT TITLE</i>		<i>ACCOUNT NUMBER(S)</i>	
Fort Jesse @ Towanda Barnes Signal Upgrades (City portion)		40110133-72530	



CITY OF BLOOMINGTON
CAPITAL IMPROVEMENTS PROGRAM FY 2016 - FY 2020

<i>FUNDING SOURCE(S)</i>	<i>DEPARTMENT</i>		<i>CITY CONTACT PERSON</i>	<i>WARD</i>		
CAPITAL LEASE	Public Works - Engineering Division		Jim Karch	All		
<i>PROJECT TITLE</i>			<i>ACCOUNT NUMBER(S)</i>			
Citywide Street Master Plan			40110133-70050			
<i>PROJECT DESCRIPTION/JUSTIFICATION</i>						
Plan to study City streets for use, wear and future upgrades.						
Projected start date:			Projected completion date:		<i>REQUEST TYPE</i>	
DESIGN BID:		DESIGN BID:		<input type="checkbox"/> CONTINUATION <input type="checkbox"/> REVISION <input checked="" type="checkbox"/> NEW		
DESIGN:		DESIGN:				
CONSTRUCTION BID:		CONSTRUCTION BID:				
CONSTRUCTION:		CONSTRUCTION:				
BUDGET BASIS : 0% Design		INITIAL FISCAL YEAR :	2016			
EXPENSES	FY 2016	FY 2017	FY 2018	FY 2019	FY 2020	TOTAL
PLANNING / DESIGN	\$250,000	\$0	\$0	\$0	\$0	\$250,000
LAND	\$0	\$0	\$0	\$0	\$0	\$0
CONSTRUCTION	\$0	\$0	\$0	\$0	\$0	\$0
EQUIPMENT / FURNISHINGS	\$0	\$0	\$0	\$0	\$0	\$0
TOTAL	\$250,000	\$0	\$0	\$0	\$0	\$250,000
REVENUES	FY 2016	FY 2017	FY 2018	FY 2019	FY 2020	TOTAL
GENERAL FUND	\$0	\$0	\$0	\$0	\$0	\$0
MOTOR FUEL TAX	\$0	\$0	\$0	\$0	\$0	\$0
CAPITAL LEASE	\$250,000	\$0	\$0	\$0	\$0	\$250,000
WATER	\$0	\$0	\$0	\$0	\$0	\$0
SANITARY SEWER	\$0	\$0	\$0	\$0	\$0	\$0
STORM WATER	\$0	\$0	\$0	\$0	\$0	\$0
BONDS	\$0	\$0	\$0	\$0	\$0	\$0
GRANTS / OTHER	\$0	\$0	\$0	\$0	\$0	\$0
TOTAL REVENUES	\$250,000	\$0	\$0	\$0	\$0	\$250,000
OPERATING	FY 2016	FY 2017	FY 2018	FY 2019	FY 2020	TOTAL
PERSONNEL	\$0	\$0	\$0	\$0	\$0	\$0
MAINT./OPERATIONS	\$0	\$0	\$0	\$0	\$0	\$0
CAPITAL OUTLAY	\$0	\$0	\$0	\$0	\$0	\$0
TOTAL OPERATING COST	\$0	\$0	\$0	\$0	\$0	\$0
(OPERATING REVENUES)	\$0	\$0	\$0	\$0	\$0	\$0

Last Updated : 2/2/2015

CITY OF BLOOMINGTON
CAPITAL IMPROVEMENTS PROGRAM FY 2016- FY 2020

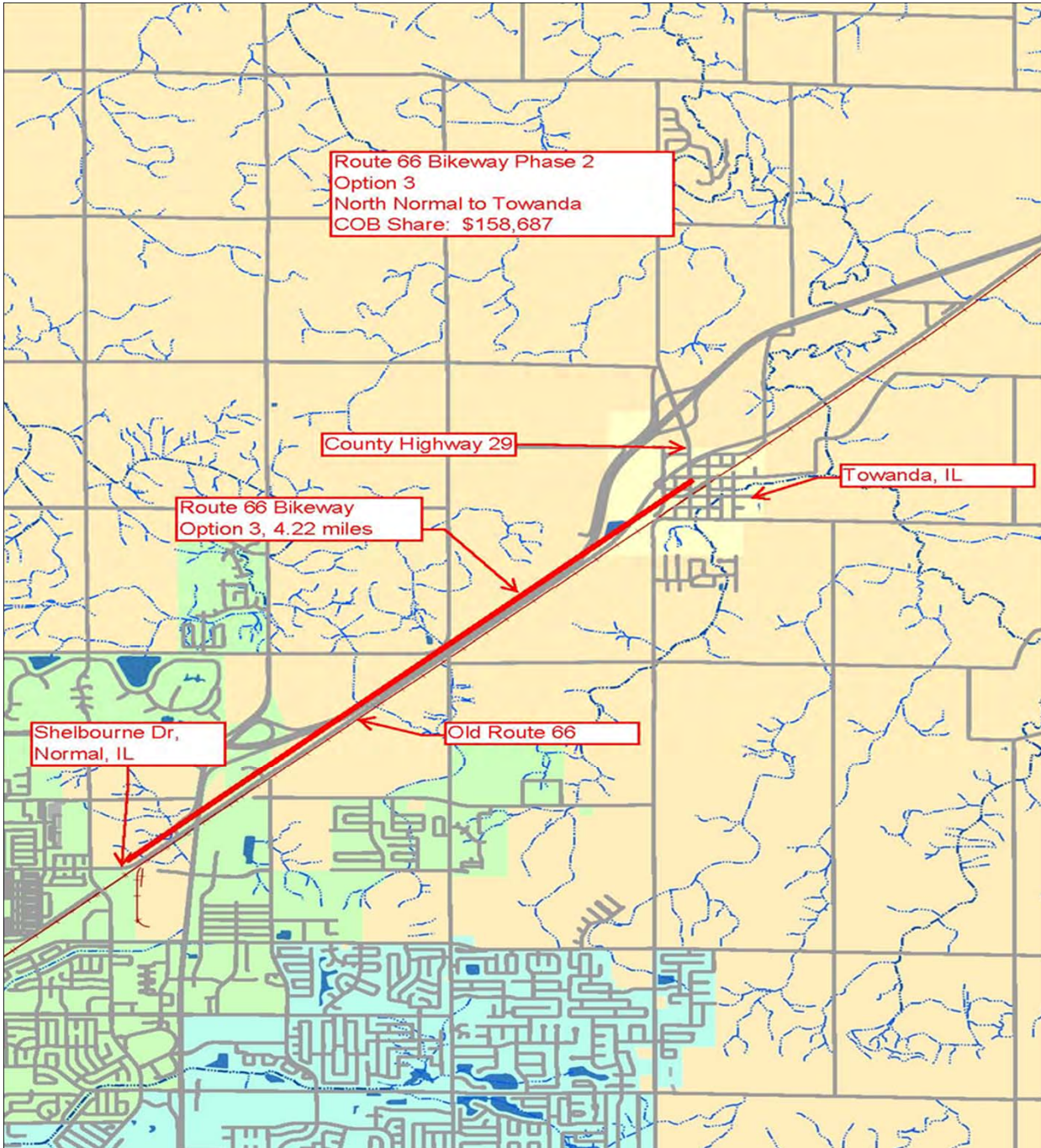
<i>FUNDING SOURCE(S)</i>	<i>DEPARTMENT</i>		<i>CITY CONTACT PERSON</i>		<i>WARD</i>	
Capital Lease	Parks, Recreation, & Cultural Arts		Bobbie Herakovich		8	
<i>PROJECT TITLE</i>			<i>ACCOUNT NUMBER</i>			
Trail at The Grove; Safe Routes to School			40110133-72580			
<i>PROJECT DESCRIPTION/JUSTIFICATION</i>						
Create asphalt trail system at The Grove Park for Safe Routes to School Grant Program with Unit 5's Benjamin Elementary School. City is responsible for pedestrian access per annexation agreement. The grant would cover 80%, City match would be remaining 20%. \$200,000 maximum grant amount (includes City match portion).						
Projected start date:			Projected completion date:		<i>TYPE REQUEST</i>	
DESIGN BID:			DESIGN BID:			CONTINUATION
DESIGN:			DESIGN:			REVISION
CONSTRUCTION BID:			CONSTRUCTION BID:			NEW
CONSTRUCTION:			CONSTRUCTION:			
EXPENSES	FY 2016	FY 2017	FY 2018	FY 2019	FY 2020	TOTAL
PLANNING/DESIGN	\$0	\$0	\$0	\$0	\$0	\$0
LAND	\$0	\$0	\$0	\$0	\$0	\$0
CONSTRUCTION	\$200,000	\$0	\$0	\$0	\$0	\$200,000
EQUIPMENT/FURNISHINGS	\$0	\$0	\$0	\$0	\$0	\$0
TOTAL	\$200,000	\$0	\$0	\$0	\$0	\$200,000
REVENUES	FY 2016	FY 2017	FY 2018	FY 2019	FY 2020	TOTAL
GENERAL FUND	\$0	\$0	\$0	\$0	\$0	\$0
MOTOR FUEL TAX	\$0	\$0	\$0	\$0	\$0	\$0
CAPITAL LEASE	\$40,000	\$0	\$0	\$0	\$0	\$40,000
WATER	\$0	\$0	\$0	\$0	\$0	\$0
SANITARY SEWER	\$0	\$0	\$0	\$0	\$0	\$0
STORM WATER	\$0	\$0	\$0	\$0	\$0	\$0
BONDS	\$0	\$0	\$0	\$0	\$0	\$0
GRANTS/OTHER	\$160,000	\$0	\$0	\$0	\$0	\$160,000
TOTAL REVENUES	\$200,000	\$0	\$0	\$0	\$0	\$200,000
OPERATING	FY 2016	FY 2017	FY 2018	FY 2019	FY 2020	TOTAL
PERSONNEL	\$0	\$0	\$0	\$0	\$0	\$0
MAINT./OPERATIONS	\$0	\$0	\$0	\$0	\$0	\$0
CAPITAL OUTLAY	\$0	\$0	\$0	\$0	\$0	\$0
TOTAL OPERATING COST	\$0	\$0	\$0	\$0	\$0	\$0
(OPERATING REVENUES)	\$0	\$0	\$0	\$0	\$0	\$0

CITY OF BLOOMINGTON
CAPITAL IMPROVEMENTS PROGRAM FY 2016- FY 2020

<i>FUNDING SOURCE(S)</i>	<i>DEPARTMENT</i>		<i>CITY CONTACT PERSON</i>		<i>WARD</i>	
Capital Lease	Parks, Recreation & Cultural Arts		Bobbie Herakovich		N/A	
<i>PROJECT TITLE</i>			<i>ACCOUNT NUMBER</i>			
Route 66 Bike Trail Construction 2nd Half Normal to Towanda			40110133-72580			
<i>PROJECT DESCRIPTION/JUSTIFICATION</i>						
<p>The City of Bloomington has an Intergovernmental Agreement (IGA) from November 1999 with McLean County, Town of Normal and other smaller municipalities within the County on providing funding for the Historic Route 66 Bike Trail project. Construction on Phase I was completed late summer 2010. Phase I: Bloomington to Shirley. Phase II Normal to Towanda. Phase III Shirley to McLean. Phase IV Towanda to Lexington. Phase V Lexington to Chenoa. At the time of the IGA, Bloomington's population was 41.1% of McLean County and agreed to pay 41.1% of costs associated with the project. The total estimated costs (calculated in 1996) for all 5 phases was \$6,087,555. 80% covered by IDOT funding through the Illinois Transportation Enhancement Program (ITEP), 10% by IDNR funding and 10% shared by McLean County and the municipalities in the IGA. Bloomington's estimated total costs (41.1% of the 10%) were determined to be \$249,827 in 1996. Phase I cost for Bloomington is \$150,000. Future costs are unknown at this time and will depend on the timing of each phase. Under the IGA, McLean County is letting the bids on this project. This bike trail is a recreational benefit, a method to offer multi-mode of transportation and an economic development initiative to increase tourist activity throughout the community. Attached map shows this project at Phase II begins at the corner of Shelbourne Drive and Towanda Avenue in Normal and extends to County Highway 29 in Towanda, IL. City Council approved Phase II on August 9, 2010. The City's costs will be billed through McLean County, under the IGA, after completion of the design phase.</p>						
Projected start date:			Projected completion date:		<i>TYPE REQUEST</i>	
DESIGN BID:			DESIGN BID:			CONTINUATION
DESIGN:			DESIGN:			REVISION
CONSTRUCTION BID:			CONSTRUCTION BID:			NEW
CONSTRUCTION:			CONSTRUCTION:			
EXPENSES	FY 2016	FY 2017	FY 2018	FY 2019	FY 2020	TOTAL
PLANNING/DESIGN	\$0	\$0	\$0	\$0	\$0	\$0
LAND	\$0	\$0	\$0	\$0	\$0	\$0
CONSTRUCTION	\$75,000	\$0	\$0	\$0	\$0	\$0
EQUIPMENT/FURNISHINGS	\$0	\$0	\$0	\$0	\$0	\$0
TOTAL	\$75,000	\$0	\$0	\$0	\$0	\$0
REVENUES	FY 2016	FY 2017	FY 2018	FY 2019	FY 2020	TOTAL
GENERAL FUND	\$0	\$0	\$0	\$0	\$0	\$0
MOTOR FUEL TAX	\$0	\$0	\$0	\$0	\$0	\$0
CAPITAL LEASE	\$75,000	\$0	\$0	\$0	\$0	\$75,000
WATER	\$0	\$0	\$0	\$0	\$0	\$0
SANITARY SEWER	\$0	\$0	\$0	\$0	\$0	\$0
STORM WATER	\$0	\$0	\$0	\$0	\$0	\$0
BONDS	\$0	\$0	\$0	\$0	\$0	\$0
GRANTS/OTHER	\$0	\$0	\$0	\$0	\$0	\$0
TOTAL REVENUES	\$75,000	\$0	\$0	\$0	\$0	\$75,000
OPERATING	FY 2016	FY 2017	FY 2018	FY 2019	FY 2020	TOTAL
PERSONNEL	\$0	\$0	\$0	\$0	\$0	\$0
MAINT./OPERATIONS	\$0	\$0	\$0	\$0	\$0	\$0
CAPITAL OUTLAY	\$0	\$0	\$0	\$0	\$0	\$0
TOTAL OPERATING COST	\$0	\$0	\$0	\$0	\$0	\$0
(OPERATING REVENUES)	\$0	\$0	\$0	\$0	\$0	\$0

CITY OF BLOOMINGTON
CAPITAL IMPROVEMENTS PROGRAM FY 2016- FY 2020

FUNDING SOURCE(S)	DEPARTMENT	DIVISION/PROGRAM	WARD
Capital Lease	Parks, Recreation & Cultural Arts	Bobbie Herakovich	N/A
PROJECT TITLE		ACCOUNT NUMBER	
Route 66 Bike Trail Construction 2nd Half Normal to Towanda		40110133-72580	

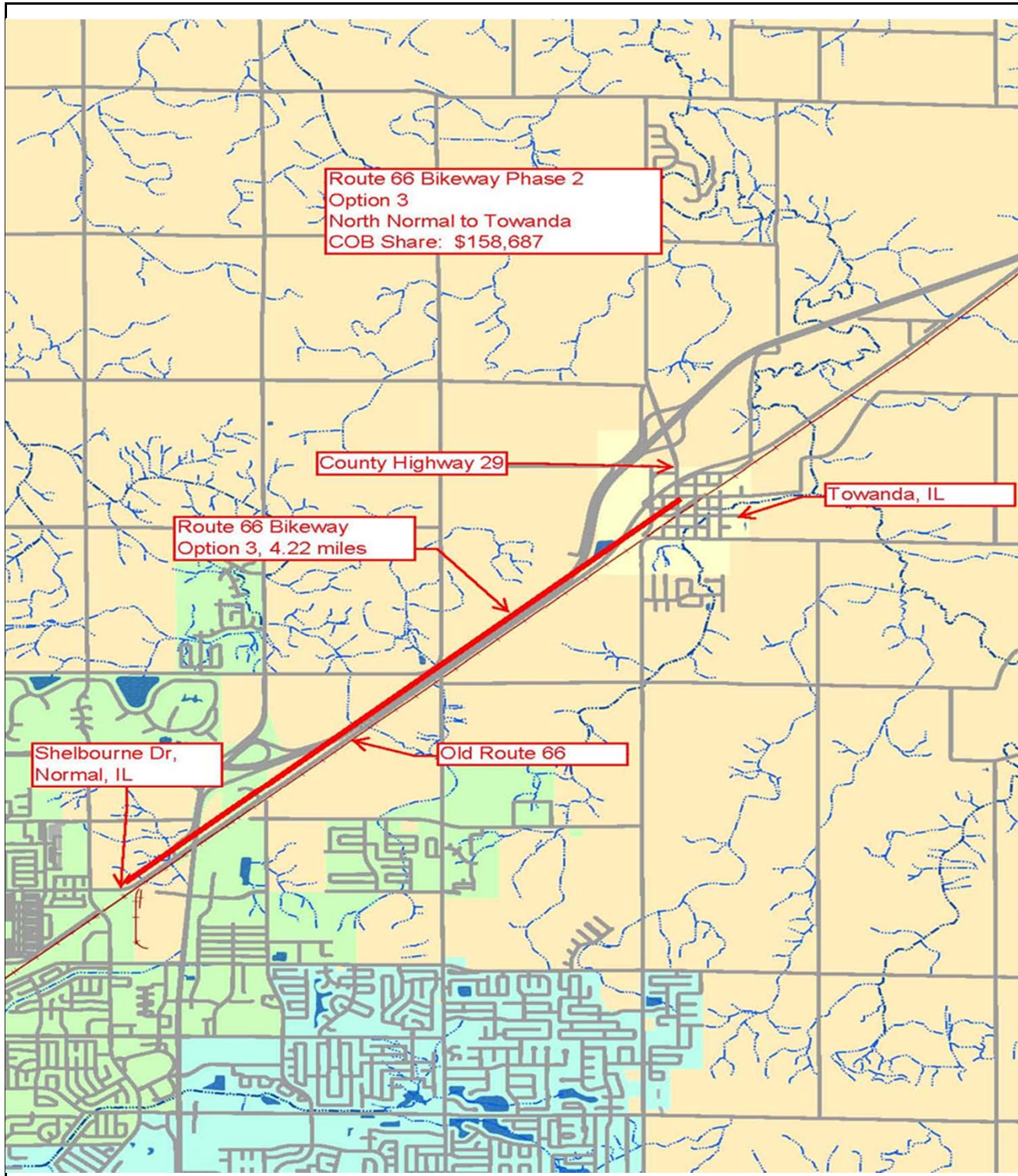


CITY OF BLOOMINGTON
CAPITAL IMPROVEMENTS PROGRAM FY 2016- FY 2020

<i>FUNDING SOURCE(S)</i>	<i>DEPARTMENT</i>		<i>CITY CONTACT PERSON</i>		<i>WARD</i>	
Capital Lease	Parks, Recreation & Cultural Arts		Bobbie Herakovich		N/A	
<i>PROJECT TITLE</i>			<i>ACCOUNT NUMBER</i>			
Route 66 Bike Trail Construction Towanda North 2.4 Miles 1st Half			40100133-72580			
<i>PROJECT DESCRIPTION/JUSTIFICATION</i>						
<p>The City of Bloomington has an Intergovernmental Agreement (IGA) from November 1999 with McLean County, Town of Normal and other smaller municipalities within the County on providing funding for the Historic Route 66 Bike Trail project. Construction on Phase I was completed late summer 2010. Phase I: Bloomington to Shirley. Phase II Normal to Towanda. Phase III Shirley to McLean. Phase IV Towanda to Lexington. Phase V Lexington to Chenoa. At the time of the IGA, Bloomington's population was 41.1% of McLean County and agreed to pay 41.1% of costs associated with the project. The total estimated costs (calculated in 1996) for all 5 phases was \$6,087,555. 80% covered by IDOT funding through the Illinois Transportation Enhancement Program (ITEP), 10% by IDNR funding and 10% shared by McLean County and the municipalities in the IGA. Bloomington's estimated total costs (41.1% of the 10%) were determined to be \$249,827 in 1996. Phase I cost for Bloomington is \$150,000. Future costs are unknown at this time and will depend on the timing of each phase. Under the IGA, McLean County is letting the bids on this project. This bike trail is a recreational benefit, a method to offer multi-mode of transportation and an economic development initiative to increase tourist activity throughout the community. Attached map shows this project at Phase II begins at the corner of Shelbourne Drive and Towanda Avenue in Normal and extends to County Highway 29 in Towanda, IL. City Council approved Phase II on August 9, 2010. The City's costs will be billed through McLean County, under the IGA, after completion of the design phase.</p>						
Projected start date:			Projected completion date:		<i>TYPE REQUEST</i>	
DESIGN BID:			DESIGN BID:			CONTINUATION
DESIGN:			DESIGN:			REVISION
CONSTRUCTION BID:			CONSTRUCTION BID:			NEW
CONSTRUCTION:			CONSTRUCTION:			
EXPENSES	FY 2016	FY 2017	FY 2018	FY 2019	FY 2020	TOTAL
PLANNING/DESIGN	\$0	\$0	\$0	\$0	\$0	\$0
LAND	\$0	\$0	\$0	\$0	\$0	\$0
CONSTRUCTION	\$30,000	\$0	\$0	\$0	\$0	\$30,000
EQUIPMENT/FURNISHINGS	\$0	\$0	\$0	\$0	\$0	\$0
TOTAL	\$30,000	\$0	\$0	\$0	\$0	\$30,000
REVENUES	FY 2016	FY 2017	FY 2018	FY 2019	FY 2020	TOTAL
GENERAL FUND	\$0	\$0	\$0	\$0	\$0	\$0
MOTOR FUEL TAX	\$0	\$0	\$0	\$0	\$0	\$0
CAPITAL LEASE	\$30,000	\$0	\$0	\$0	\$0	\$30,000
WATER	\$0	\$0	\$0	\$0	\$0	\$0
SANITARY SEWER	\$0	\$0	\$0	\$0	\$0	\$0
STORM WATER	\$0	\$0	\$0	\$0	\$0	\$0
BONDS	\$0	\$0	\$0	\$0	\$0	\$0
GRANTS/OTHER	\$0	\$0	\$0	\$0	\$0	\$0
TOTAL REVENUES	\$30,000	\$0	\$0	\$0	\$0	\$30,000
OPERATING	FY 2016	FY 2017	FY 2018	FY 2019	FY 2020	TOTAL
PERSONNEL	\$0	\$0	\$0	\$0	\$0	\$0
MAINT./OPERATIONS	\$0	\$0	\$0	\$0	\$0	\$0
CAPITAL OUTLAY	\$0	\$0	\$0	\$0	\$0	\$0
TOTAL OPERATING COST	\$0	\$0	\$0	\$0	\$0	\$0
(OPERATING REVENUES)	\$0	\$0	\$0	\$0	\$0	\$0

CITY OF BLOOMINGTON
 CAPITAL IMPROVEMENTS PROGRAM FY 2016- FY 2020

FUNDING SOURCE(S)	DEPARTMENT	DIVISION/PROGRAM	WARD
Capital Lease	Parks, Recreation & Cultural Arts	Bobbie Herakovich	N/A
PROJECT TITLE		ACCOUNT NUMBER	
Route 66 Bike Trail Construction Towanda North 2.4 Miles 1st Half		40100133-72580	



CITY OF BLOOMINGTON
CAPITAL IMPROVEMENTS PROGRAM FY 2016- FY 2020

<i>FUNDING SOURCE(S)</i>	<i>DEPARTMENT</i>		<i>CITY CONTACT PERSON</i>		<i>WARD</i>	
Capital Lease	Parks, Recreation & Cultural Arts		Bobbie Herakovich		N/A	
<i>PROJECT TITLE</i>			<i>ACCOUNT NUMBER</i>			
Route 66 Bike Trail Construction Shirley South - 1st Half			40100133-72580			
<i>PROJECT DESCRIPTION/JUSTIFICATION</i>						
<p>The City of Bloomington has an Intergovernmental Agreement (IGA) from November 1999 with McLean County, Town of Normal and other smaller municipalities within the County on providing funding for the Historic Route 66 Bike Trail project. Construction on Phase I was completed late summer 2010. Phase I: Bloomington to Shirley. Phase II Normal to Towanda. Phase III Shirley to McLean. Phase IV Towanda to Lexington. Phase V Lexington to Chenoa. At the time of the IGA, Bloomington's population was 41.1% of McLean County and agreed to pay 41.1% of costs associated with the project. The total estimated costs (calculated in 1996) for all 5 phases was \$6,087,555. 80% covered by IDOT funding through the Illinois Transportation Enhancement Program (ITEP), 10% by IDNR funding and 10% shared by McLean County and the municipalities in the IGA. Bloomington's estimated total costs (41.1% of the 10%) were determined to be \$249,827 in 1996. Phase I cost for Bloomington is \$150,000. Future costs are unknown at this time and will depend on the timing of each phase. Under the IGA, McLean County is letting the bids on this project. This bike trail is a recreational benefit, a method to offer multi-mode of transportation and an economic development initiative to increase tourist activity throughout the community. Attached map shows this project at Phase II begins at the corner of Shelbourne Drive and Towanda Avenue in Normal and extends to County Highway 29 in Towanda, IL. City Council approved Phase II on August 9, 2010. The City's costs will be billed through McLean County, under the IGA, after completion of the design phase.</p>						
Projected start date:			Projected completion date:		<i>TYPE REQUEST</i>	
DESIGN BID:		DESIGN BID:			CONTINUATION	
DESIGN:		DESIGN:			REVISION	
CONSTRUCTION BID:		CONSTRUCTION BID:			NEW	
CONSTRUCTION:		CONSTRUCTION:				
EXPENSES	FY 2016	FY 2017	FY 2018	FY 2019	FY 2020	TOTAL
PLANNING/DESIGN	\$0	\$0	\$0	\$0	\$0	\$0
LAND	\$0	\$0	\$0	\$0	\$0	\$0
CONSTRUCTION	\$20,000	\$0	\$0	\$0	\$0	\$20,000
EQUIPMENT/FURNISHINGS	\$0	\$0	\$0	\$0	\$0	\$0
TOTAL	\$20,000	\$0	\$0	\$0	\$0	\$20,000
REVENUES	FY 2016	FY 2017	FY 2018	FY 2019	FY 2020	TOTAL
GENERAL FUND	\$0	\$0	\$0	\$0	\$0	\$0
MOTOR FUEL TAX	\$0	\$0	\$0	\$0	\$0	\$0
CAPITAL LEASE	\$20,000	\$0	\$0	\$0	\$0	\$20,000
WATER	\$0	\$0	\$0	\$0	\$0	\$0
SANITARY SEWER	\$0	\$0	\$0	\$0	\$0	\$0
STORM WATER	\$0	\$0	\$0	\$0	\$0	\$0
BONDS	\$0	\$0	\$0	\$0	\$0	\$0
GRANTS/OTHER	\$0	\$0	\$0	\$0	\$0	\$0
TOTAL REVENUES	\$20,000	\$0	\$0	\$0	\$0	\$20,000
OPERATING	FY 2016	FY 2017	FY 2018	FY 2019	FY 2020	TOTAL
PERSONNEL	\$0	\$0	\$0	\$0	\$0	\$0
MAINT./OPERATIONS	\$0	\$0	\$0	\$0	\$0	\$0
CAPITAL OUTLAY	\$0	\$0	\$0	\$0	\$0	\$0
TOTAL OPERATING COST	\$0	\$0	\$0	\$0	\$0	\$0
(OPERATING REVENUES)	\$0	\$0	\$0	\$0	\$0	\$0

CITY OF BLOOMINGTON
CAPITAL IMPROVEMENTS PROGRAM FY 2016- FY 2020

<i>FUNDING SOURCE(S)</i>	<i>DEPARTMENT</i>		<i>CITY CONTACT PERSON</i>		<i>WARD</i>	
Capital Lease	Parks, Recreation & Cultural Arts		Bobbie Herakovich		N/A	
<i>PROJECT TITLE</i>			<i>ACCOUNT NUMBER</i>			
Route 66 Bike Trail Construction Lexington - 1st Half			40100133-72580			
<i>PROJECT DESCRIPTION/JUSTIFICATION</i>						
<p>The City of Bloomington has an Intergovernmental Agreement (IGA) from November 1999 with McLean County, Town of Normal and other smaller municipalities within the County on providing funding for the Historic Route 66 Bike Trail project. Construction on Phase I was completed late summer 2010. Phase I: Bloomington to Shirley. Phase II Normal to Towanda. Phase III Shirley to McLean. Phase IV Towanda to Lexington. Phase V Lexington to Chenoa. At the time of the IGA, Bloomington's population was 41.1% of McLean County and agreed to pay 41.1% of costs associated with the project. The total estimated costs (calculated in 1996) for all 5 phases was \$6,087,555. 80% covered by IDOT funding through the Illinois Transportation Enhancement Program (ITEP), 10% by IDNR funding and 10% shared by McLean County and the municipalities in the IGA. Bloomington's estimated total costs (41.1% of the 10%) were determined to be \$249,827 in 1996. Phase I cost for Bloomington is \$150,000. Future costs are unknown at this time and will depend on the timing of each phase. Under the IGA, McLean County is letting the bids on this project. This bike trail is a recreational benefit, a method to offer multi-mode of transportation and an economic development initiative to increase tourist activity throughout the community. Attached map shows this project at Phase II begins at the corner of Shelbourne Drive and Towanda Avenue in Normal and extends to County Highway 29 in Towanda, IL. City Council approved Phase II on August 9, 2010. The City's costs will be billed through McLean County, under the IGA, after completion of the design phase.</p>						
Projected start date:			Projected completion date:		<i>TYPE REQUEST</i>	
DESIGN BID:		DESIGN BID:			CONTINUATION	
DESIGN:		DESIGN:			REVISION	
CONSTRUCTION BID:		CONSTRUCTION BID:			NEW	
CONSTRUCTION:		CONSTRUCTION:				
EXPENSES	FY 2016	FY 2017	FY 2018	FY 2019	FY 2020	TOTAL
PLANNING/DESIGN	\$0	\$0	\$0	\$0	\$0	\$0
LAND	\$0	\$0	\$0	\$0	\$0	\$0
CONSTRUCTION	\$12,000	\$0	\$0	\$0	\$0	\$12,000
EQUIPMENT/FURNISHINGS	\$0	\$0	\$0	\$0	\$0	\$0
TOTAL	\$12,000	\$0	\$0	\$0	\$0	\$12,000
REVENUES	FY 2016	FY 2017	FY 2018	FY 2019	FY 2020	TOTAL
GENERAL FUND	\$0	\$0	\$0	\$0	\$0	\$0
MOTOR FUEL TAX	\$0	\$0	\$0	\$0	\$0	\$0
CAPITAL LEASE	\$12,000	\$0	\$0	\$0	\$0	\$12,000
WATER	\$0	\$0	\$0	\$0	\$0	\$0
SANITARY SEWER	\$0	\$0	\$0	\$0	\$0	\$0
STORM WATER	\$0	\$0	\$0	\$0	\$0	\$0
BONDS	\$0	\$0	\$0	\$0	\$0	\$0
GRANTS/OTHER	\$0	\$0	\$0	\$0	\$0	\$0
TOTAL REVENUES	\$12,000	\$0	\$0	\$0	\$0	\$12,000
OPERATING	FY 2016	FY 2017	FY 2018	FY 2019	FY 2020	TOTAL
PERSONNEL	\$0	\$0	\$0	\$0	\$0	\$0
MAINT./OPERATIONS	\$0	\$0	\$0	\$0	\$0	\$0
CAPITAL OUTLAY	\$0	\$0	\$0	\$0	\$0	\$0
TOTAL OPERATING COST	\$0	\$0	\$0	\$0	\$0	\$0
(OPERATING REVENUES)	\$0	\$0	\$0	\$0	\$0	\$0

CITY OF BLOOMINGTON
CAPITAL IMPROVEMENTS PROGRAM FY 2016- FY 2019

<i>FUNDING SOURCE(S)</i>	<i>DEPARTMENT</i>		<i>CITY CONTACT PERSON</i>		<i>WARD</i>	
Capital Lease	Parks and Recreation and Cultural Arts		Bobbie Herakovich		1	
<i>PROJECT TITLE</i>			<i>ACCOUNT NUMBER</i>			
Lincoln Lesiure Center Exterior Restoration			40100133-72520			
<i>PROJECT DESCRIPTION/JUSTIFICATION</i>						
This item was listed in the Bloomington Facilities Condition Assessment report prepared by Faithful Gould. The exterior walls are in poor to fair condition with instances of cracked and spalled brick and deteriorating mortar joints. Minor cracking, spalling, and staining of the concrete panels at the front entrances of the building also exist. Restoration and refurbishment of the exterior is necessary. The window and door perimeter sealants have also deteriorated and need to be replaced in order to maintain the integrity of the building.						
Projected start date:		Projected completion date:		TYPE REQUEST		
DESIGN BID:		DESIGN BID:			CONTINUATION	
DESIGN:		DESIGN:			REVISION	
CONSTRUCTION BID:		CONSTRUCTION BID:			NEW	
CONSTRUCTION:		CONSTRUCTION:				
EXPENSES	FY 2016	FY 2017	FY 2018	FY 2019	FY 2020	TOTAL
PLANNING/DESIGN	\$0	\$0	\$0	\$0	\$0	\$0
LAND	\$0	\$0	\$0	\$0	\$0	\$0
CONSTRUCTION	\$34,132	\$0	\$0	\$0	\$0	\$34,132
EQUIPMENT/FURNISHINGS	\$0	\$0	\$0	\$0	\$0	\$0
TOTAL	\$34,132	\$0	\$0	\$0	\$0	\$34,132
REVENUES	FY 2016	FY 2017	FY 2018	FY 2019	FY 2020	TOTAL
GENERAL FUND	\$0	\$0	\$0	\$0	\$0	\$0
MOTOR FUEL TAX	\$0	\$0	\$0	\$0	\$0	\$0
CAPITAL LEASE	\$34,132	\$0	\$0	\$0	\$0	\$34,132
WATER	\$0	\$0	\$0	\$0	\$0	\$0
SANITARY SEWER	\$0	\$0	\$0	\$0	\$0	\$0
STORM WATER	\$0	\$0	\$0	\$0	\$0	\$0
BONDS	\$0	\$0	\$0	\$0	\$0	\$0
GRANTS/OTHER	\$0	\$0	\$0	\$0	\$0	\$0
TOTAL REVENUES	\$34,132	\$0	\$0	\$0	\$0	\$34,132
OPERATING	FY 2016	FY 2017	FY 2018	FY 2019	FY 2020	TOTAL
PERSONNEL	\$0	\$0	\$0	\$0	\$0	\$0
MAINT./OPERATIONS	\$0	\$0	\$0	\$0	\$0	\$0
CAPITAL OUTLAY	\$0	\$0	\$0	\$0	\$0	\$0
TOTAL OPERATING COST	\$0	\$0	\$0	\$0	\$0	\$0
(OPERATING REVENUES)	\$0	\$0	\$0	\$0	\$0	\$0

CITY OF BLOOMINGTON
CAPITAL IMPROVEMENTS PROGRAM FY 2016- FY 2020

<i>FUNDING SOURCE(S)</i>	<i>DEPARTMENT</i>		<i>CITY CONTACT PERSON</i>	<i>WARD</i>		
Capital Lease	Facilities Management		Russ Waller	6		
<i>PROJECT TITLE</i>						
City Hall Annex Demolition-Design only			<i>ACCOUNT NUMBER</i>			
			40110133-70050			
<i>PROJECT DESCRIPTION/JUSTIFICATION</i>						
<p>The City Hall Annex is at the end of it's useful life. The building has been vacant for several years, there are accessibility issues and the roof is leaking. This space would be used staff parking or additional parking for Fleet Management. This project includes the following work.</p> <ul style="list-style-type: none"> • Demo the building. • Relocate the fiber optic cable that runs underground along the north side of the Annex building. • Relocate the fiber cable that runs inside the east end of the Annex. • Change the soil grade on the north side of the Annex or install a retaining wall. 						
Projected start date:		Projected completion date:		<i>TYPE REQUEST</i>		
DESIGN BID:		DESIGN BID:		CONTINUATION		
DESIGN:		DESIGN:		REVISION		
CONSTRUCTION BID:		CONSTRUCTION BID		X NEW		
CONSTRUCTION:		CONSTRUCTION: X				
EXPENSES	FY 2016	FY 2017	FY 2018	FY 2019	FY 2020	TOTAL
PLANNING/DESIGN	\$35,000	\$0	\$0	\$0	\$0	\$35,000
LAND	\$0	\$0	\$0	\$0	\$0	\$0
CONSTRUCTION	\$0	\$0	\$0	\$0	\$0	\$0
EQUIPMENT/FURNISHINGS	\$0	\$0	\$0	\$0	\$0	\$0
TOTAL	\$35,000	\$0	\$0	\$0	\$0	\$35,000
REVENUES	FY 2016	FY 2017	FY 2018	FY 2019	FY 2020	TOTAL
GENERAL FUND	\$0	\$0	\$0	\$0	\$0	\$0
MOTOR FUEL TAX	\$0	\$0	\$0	\$0	\$0	\$0
CAPITAL LEASE	\$35,000	\$0	\$0	\$0	\$0	\$0
WATER	\$0	\$0	\$0	\$0	\$0	\$0
SANITARY SEWER	\$0	\$0	\$0	\$0	\$0	\$0
STORM WATER	\$0	\$0	\$0	\$0	\$0	\$0
BONDS	\$0	\$0	\$0	\$0	\$0	\$0
GRANTS/OTHER	\$0	\$0	\$0	\$0	\$0	\$0
TOTAL REVENUES	\$35,000	\$0	\$0	\$0	\$0	\$0
OPERATING	FY 2016	FY 2017	FY 2018	FY 2019	FY 2020	TOTAL
PERSONNEL	\$0	\$0	\$0	\$0	\$0	\$0
MAINT./OPERATIONS	\$0	\$0	\$0	\$0	\$0	\$0
CAPITAL OUTLAY	\$0	\$0	\$0	\$0	\$0	\$0
TOTAL OPERATING COST	\$0	\$0	\$0	\$0	\$0	\$0
(OPERATING REVENUES)	\$0	\$0	\$0	\$0	\$0	\$0

CITY OF BLOOMINGTON
CAPITAL IMPROVEMENTS PROGRAM FY 2016- FY 2020

<i>FUNDING SOURCE(S)</i>	<i>DEPARTMENT</i>	<i>DIVISION/PROGRAM</i>	<i>WARD</i>
Capital Lease	Facilities Management	Russ Waller	6
<i>PROJECT TITLE</i>		<i>ACCOUNT NUMBER</i>	
City Hall Annex Demolition-Design only		40110133-70050	



CITY OF BLOOMINGTON
CAPITAL IMPROVEMENTS PROGRAM FY 2016- FY 2020


<i>FUNDING SOURCE(S)</i>	<i>DEPARTMENT</i>		<i>CITY CONTACT PERSON</i>	<i>WARD</i>		
Capital Lease	Facilities Management		Russ Waller	6		
<i>PROJECT TITLE</i>						
City Hall Exit Signage			<i>ACCOUNT NUMBER</i>			
			40110133-72140			
<i>PROJECT DESCRIPTION/JUSTIFICATION</i>						
<p>This item was listed in the Bloomington Facilities Condition Assessment report prepared by Faithful Gould. Many of the Exit Signs installed throughout the building are not operational. Due to the age and condition of the existing signs, replacement with new LED exit signs is recommended. In addition, the existing fixtures utilize incandescent lighting and are no longer energy efficient or meet illumination levels required by code.</p>						
Projected start date:		Projected completion date:		<i>TYPE REQUEST</i>		
DESIGN BID:		DESIGN BID:		CONTINUATION		
DESIGN:		DESIGN:		REVISION		
CONSTRUCTION BID:		CONSTRUCTION BID		X NEW		
CONSTRUCTION:		CONSTRUCTION:	X			
EXPENSES	FY 2016	FY 2017	FY 2018	FY 2019	FY 2020	TOTAL
PLANNING/DESIGN	\$0	\$0	\$0	\$0	\$0	\$0
LAND	\$0	\$0	\$0	\$0	\$0	\$0
CONSTRUCTION	\$6,250	\$0	\$0	\$0	\$0	\$0
EQUIPMENT/FURNISHINGS	\$0	\$0	\$0	\$0	\$0	\$0
TOTAL	\$6,250	\$0	\$0	\$0	\$0	\$0
REVENUES	FY 2016	FY 2017	FY 2018	FY 2019	FY 2020	TOTAL
GENERAL FUND	\$0	\$0	\$0	\$0	\$0	\$0
MOTOR FUEL TAX	\$0	\$0	\$0	\$0	\$0	\$0
CAPITAL LEASE	\$6,250	\$0	\$0	\$0	\$0	\$0
WATER	\$0	\$0	\$0	\$0	\$0	\$0
SANITARY SEWER	\$0	\$0	\$0	\$0	\$0	\$0
STORM WATER	\$0	\$0	\$0	\$0	\$0	\$0
BONDS	\$0	\$0	\$0	\$0	\$0	\$0
GRANTS/OTHER	\$0	\$0	\$0	\$0	\$0	\$0
TOTAL REVENUES	\$6,250	\$0	\$0	\$0	\$0	\$0
OPERATING	FY 2016	FY 2017	FY 2018	FY 2019	FY 2020	TOTAL
PERSONNEL	\$0	\$0	\$0	\$0	\$0	\$0
MAINT./OPERATIONS	\$0	\$0	\$0	\$0	\$0	\$0
CAPITAL OUTLAY	\$0	\$0	\$0	\$0	\$0	\$0
TOTAL OPERATING COST	\$0	\$0	\$0	\$0	\$0	\$0
(OPERATING REVENUES)	\$0	\$0	\$0	\$0	\$0	\$0

CITY OF BLOOMINGTON
CAPITAL IMPROVEMENTS PROGRAM FY 2016- FY 2020

<i>FUNDING SOURCE(S)</i>	<i>DEPARTMENT</i>		<i>CITY CONTACT PERSON</i>		<i>WARD</i>	
Capital Lease	Facilities Management		Russ Waller		1	
<i>PROJECT TITLE</i>			<i>ACCOUNT NUMBER</i>			
Havco Building Demolition			40110133-72520			
<i>PROJECT DESCRIPTION/JUSTIFICATION</i>						
<p>The Havco Building was used by Public Service for storage until a few years ago. The building is at the end of its useful life and is no longer adequate for storing materials or equipment. The project includes the following work.</p> <ul style="list-style-type: none"> • Remove asbestos from the building. • Demo the building. • Grade and seed the area. 						
Projected start date:			Projected completion date:		<i>TYPE REQUEST</i>	
DESIGN BID:		DESIGN BID:			CONTINUATION	
DESIGN:		DESIGN:			REVISION	
CONSTRUCTION BID:		CONSTRUCTION BID:		X	NEW	
CONSTRUCTION:		CONSTRUCTION:	X			
EXPENSES	FY 2016	FY 2017	FY 2018	FY 2019	FY 2020	TOTAL
PLANNING/DESIGN	\$0	\$0	\$0	\$0	\$0	\$0
LAND	\$0	\$0	\$0	\$0	\$0	\$0
CONSTRUCTION	\$100,000	\$0	\$0	\$0	\$0	\$0
EQUIPMENT/FURNISHINGS	\$0	\$0	\$0	\$0	\$0	\$0
TOTAL	\$100,000	\$0	\$0	\$0	\$0	\$0
REVENUES	FY 2016	FY 2017	FY 2018	FY 2019	FY 2020	TOTAL
GENERAL FUND	\$0	\$0	\$0	\$0	\$0	\$0
MOTOR FUEL TAX	\$0	\$0	\$0	\$0	\$0	\$0
CAPITAL LEASE	\$100,000	\$0	\$0	\$0	\$0	\$0
WATER	\$0	\$0	\$0	\$0	\$0	\$0
SANITARY SEWER	\$0	\$0	\$0	\$0	\$0	\$0
STORM WATER	\$0	\$0	\$0	\$0	\$0	\$0
BONDS	\$0	\$0	\$0	\$0	\$0	\$0
GRANTS/OTHER	\$0	\$0	\$0	\$0	\$0	\$0
TOTAL REVENUES	\$100,000	\$0	\$0	\$0	\$0	\$0
OPERATING	FY 2016	FY 2017	FY 2018	FY 2019	FY 2020	TOTAL
PERSONNEL	\$0	\$0	\$0	\$0	\$0	\$0
MAINT./OPERATIONS	\$0	\$0	\$0	\$0	\$0	\$0
CAPITAL OUTLAY	\$0	\$0	\$0	\$0	\$0	\$0
TOTAL OPERATING COST	\$0	\$0	\$0	\$0	\$0	\$0
(OPERATING REVENUES)	\$0	\$0	\$0	\$0	\$0	\$0

CITY OF BLOOMINGTON
CAPITAL IMPROVEMENTS PROGRAM FY 2016- FY 2020

<i>FUNDING SOURCE(S)</i>	<i>DEPARTMENT</i>	<i>DIVISION/PROGRAM</i>	<i>WARD</i>
Capital Lease	Facilities Management	Russ Waller	1
<i>PROJECT TITLE</i>		<i>ACCOUNT NUMBER</i>	
Havco Building Demolition		40110133-72520	



CITY OF BLOOMINGTON
CAPITAL IMPROVEMENTS PROGRAM FY 2016- FY 2020

<i>FUNDING SOURCE(S)</i>	<i>DEPARTMENT</i>		<i>CITY CONTACT PERSON</i>		<i>WARD</i>	
Capital Lease	Facilities Management		Russ Waller		6	
<i>PROJECT TITLE</i>			<i>ACCOUNT NUMBER</i>			
Butler Parking Lot Improvements			40110133-72530			
<i>PROJECT DESCRIPTION/JUSTIFICATION</i>						
The Major Butler Parking Lot is at the northwest corner of Madison and Front Streets. This surface parking lot is used by patrons of downtown businesses and for special events at the Coliseum. The lot is in poor condition and needs to be improved. The proposed improvements will include resurfacing the lot and re-painting parking spaces.						
Projected start date:			Projected completion date:		TYPE REQUEST	
DESIGN BID:			DESIGN BID:			CONTINUATION
DESIGN:			DESIGN:			REVISION
CONSTRUCTION BID:			CONSTRUCTION BID:			X NEW
CONSTRUCTION:			CONSTRUCTION:	X		
EXPENSES	FY 2016	FY 2017	FY 2018	FY 2019	FY 2020	TOTAL
PLANNING/DESIGN	\$0	\$0	\$0	\$0	\$0	\$0
LAND	\$0	\$0	\$0	\$0	\$0	\$0
CONSTRUCTION	\$60,000	\$0	\$0	\$0	\$0	\$0
EQUIPMENT/FURNISHINGS	\$0	\$0	\$0	\$0	\$0	\$0
TOTAL	\$60,000	\$0	\$0	\$0	\$0	\$0
REVENUES	FY 2016	FY 2017	FY 2018	FY 2019	FY 2020	TOTAL
GENERAL FUND	\$0	\$0	\$0	\$0	\$0	\$0
MOTOR FUEL TAX	\$0	\$0	\$0	\$0	\$0	\$0
CAPITAL LEASE	\$60,000	\$0	\$0	\$0	\$0	\$0
WATER	\$0	\$0	\$0	\$0	\$0	\$0
SANITARY SEWER	\$0	\$0	\$0	\$0	\$0	\$0
STORM WATER	\$0	\$0	\$0	\$0	\$0	\$0
BONDS	\$0	\$0	\$0	\$0	\$0	\$0
GRANTS/OTHER	\$0	\$0	\$0	\$0	\$0	\$0
TOTAL REVENUES	\$60,000	\$0	\$0	\$0	\$0	\$0
OPERATING	FY 2016	FY 2017	FY 2018	FY 2019	FY 2020	TOTAL
PERSONNEL	\$0	\$0	\$0	\$0	\$0	\$0
MAINT./OPERATIONS	\$0	\$0	\$0	\$0	\$0	\$0
CAPITAL OUTLAY	\$0	\$0	\$0	\$0	\$0	\$0
TOTAL OPERATING COST	\$0	\$0	\$0	\$0	\$0	\$0
(OPERATING REVENUES)	\$0	\$0	\$0	\$0	\$0	\$0

CITY OF BLOOMINGTON
 CAPITAL IMPROVEMENTS PROGRAM FY 2016- FY 2020

<i>FUNDING SOURCE(S)</i>	<i>DEPARTMENT</i>	<i>DIVISION/PROGRAM</i>	<i>WARD</i>
Capital Lease	Facilities Management	Russ Waller	6
<i>PROJECT TITLE</i>		<i>ACCOUNT NUMBER</i>	
Butler Parking Lot Improvements		40110133-72530	



CITY OF BLOOMINGTON
CAPITAL IMPROVEMENTS PROGRAM FY 2016- FY 2019

<i>FUNDING SOURCE(S)</i>	<i>DEPARTMENT</i>		<i>CITY CONTACT PERSON</i>		<i>WARD</i>	
Capital Lease	BCPA		Bobbie Herakovich		4	
					N/A	
<i>PROJECT TITLE</i>			<i>ACCOUNT NUMBER</i>			
Replacement of Creativity Center Fire Alarm System			40110133-72520			
<i>PROJECT DESCRIPTION/JUSTIFICATION</i>						
This item was listed in the Bloomington Facilities Condition Assessment report prepared by Faithful Gould. The fire alarm system is in poor condition with several trouble alarms noted. This is most likely due to the devices on the second floor having been removed or damaged during demolition. In addition, the fire alarm system has become obsolete and is no longer supported by Simplex and the location of the notification and signaling devices is no longer compliant with current codes. Replacement of the fire alarm system is recommended.						
Projected start date:		Projected completion date:		<i>TYPE REQUEST</i>		
DESIGN BID:		DESIGN BID:			CONTINUATION	
DESIGN:		DESIGN:			REVISION	
CONSTRUCTION BID:		CONSTRUCTION BID:			NEW	
CONSTRUCTION:		CONSTRUCTION:				
EXPENSES	FY 2016	FY 2017	FY 2018	FY 2019	FY 2020	TOTAL
PLANNING/DESIGN	\$0	\$0	\$0	\$0	\$0	\$0
LAND	\$0	\$0	\$0	\$0	\$0	\$0
CONSTRUCTION	\$40,000	\$0	\$0	\$0	\$0	\$40,000
EQUIPMENT/FURNISHINGS	\$0	\$0	\$0	\$0	\$0	\$0
TOTAL	\$40,000	\$0	\$0	\$0	\$0	\$40,000
REVENUES	FY 2016	FY 2017	FY 2018	FY 2019	FY 2020	TOTAL
GENERAL FUND	\$0	\$0	\$0	\$0	\$0	\$0
MOTOR FUEL TAX	\$0	\$0	\$0	\$0	\$0	\$0
CAPITAL LEASE	\$40,000	\$0	\$0	\$0	\$0	\$40,000
WATER	\$0	\$0	\$0	\$0	\$0	\$0
SANITARY SEWER	\$0	\$0	\$0	\$0	\$0	\$0
STORM WATER	\$0	\$0	\$0	\$0	\$0	\$0
BONDS	\$0	\$0	\$0	\$0	\$0	\$0
GRANTS/OTHER	\$0	\$0	\$0	\$0	\$0	\$0
TOTAL REVENUES	\$40,000	\$0	\$0	\$0	\$0	\$40,000
OPERATING	FY 2016	FY 2017	FY 2018	FY 2019	FY 2020	TOTAL
PERSONNEL	\$0	\$0	\$0	\$0	\$0	\$0
MAINT./OPERATIONS	\$0	\$0	\$0	\$0	\$0	\$0
CAPITAL OUTLAY	\$0	\$0	\$0	\$0	\$0	\$0
TOTAL OPERATING COST	\$0	\$0	\$0	\$0	\$0	\$0
(OPERATING REVENUES)	\$0	\$0	\$0	\$0	\$0	\$0

CITY OF BLOOMINGTON
CAPITAL IMPROVEMENTS PROGRAM FY 2016- FY 2020

<i>FUNDING SOURCE(S)</i>	<i>DEPARTMENT</i>		<i>CITY CONTACT PERSON</i>	<i>WARD</i>		
Capital Lease	Facilities Management		Russ Waller	6		
<i>PROJECT TITLE</i>		<i>ACCOUNT NUMBER</i>				
Public Works Garage Steel Lintel Replacement		40110133-72520				
<i>PROJECT DESCRIPTION/JUSTIFICATION</i>						
<p>This item was listed in the Bloomington Facilities Condition Assessment report prepared by Faithful Gould. Replacement of lintels with sectional corrosion is necessary. Of the 22 lintels, six require replacement and the remaining lintels should be cleaned, repaired, primed and coated. This work only includes replacement of the six severely corroded lintels.</p>						
Projected start date:		Projected completion date:		<i>TYPE REQUEST</i>		
DESIGN BID:		DESIGN BID:		CONTINUATION		
DESIGN:		DESIGN:		REVISION		
CONSTRUCTION BID:		CONSTRUCTION BID		X NEW		
CONSTRUCTION:		CONSTRUCTION: X				
EXPENSES	FY 2016	FY 2017	FY 2018	FY 2019	FY 2020	TOTAL
PLANNING/DESIGN	\$0	\$0	\$0	\$0	\$0	\$0
LAND	\$0	\$0	\$0	\$0	\$0	\$0
CONSTRUCTION	\$10,000	\$0	\$0	\$0	\$0	\$0
EQUIPMENT/FURNISHINGS	\$0	\$0	\$0	\$0	\$0	\$0
TOTAL	\$10,000	\$0	\$0	\$0	\$0	\$0
REVENUES	FY 2016	FY 2017	FY 2018	FY 2019	FY 2020	TOTAL
GENERAL FUND	\$0	\$0	\$0	\$0	\$0	\$0
MOTOR FUEL TAX	\$0	\$0	\$0	\$0	\$0	\$0
CAPITAL IMPROVEMENT	\$10,000	\$0	\$0	\$0	\$0	\$0
WATER	\$0	\$0	\$0	\$0	\$0	\$0
SANITARY SEWER	\$0	\$0	\$0	\$0	\$0	\$0
STORM WATER	\$0	\$0	\$0	\$0	\$0	\$0
BONDS	\$0	\$0	\$0	\$0	\$0	\$0
GRANTS/OTHER	\$0	\$0	\$0	\$0	\$0	\$0
TOTAL REVENUES	\$10,000	\$0	\$0	\$0	\$0	\$0
OPERATING	FY 2016	FY 2017	FY 2018	FY 2019	FY 2020	TOTAL
PERSONNEL	\$0	\$0	\$0	\$0	\$0	\$0
MAINT./OPERATIONS	\$0	\$0	\$0	\$0	\$0	\$0
CAPITAL OUTLAY	\$0	\$0	\$0	\$0	\$0	\$0
TOTAL OPERATING COST	\$0	\$0	\$0	\$0	\$0	\$0
(OPERATING REVENUES)	\$0	\$0	\$0	\$0	\$0	\$0

CITY OF BLOOMINGTON
CAPITAL IMPROVEMENTS PROGRAM FY 2016- FY 2020

<i>FUNDING SOURCE(S)</i>	<i>DEPARTMENT</i>		<i>CITY CONTACT PERSON</i>		<i>WARD</i>	
Capital Lease	Police		Ken Bays		City Wide	
<i>PROJECT TITLE</i>			<i>ACCOUNT NUMBER</i>			
Environmental Services at Police Firing Range and Lodge			40100133-72520			
<i>PROJECT DESCRIPTION/JUSTIFICATION</i>						
<p>This item was listed in the Bloomington Facilities Condition Assessment report prepared by Faithful Gould. Remediation of the mold in the Police Firing Range Building and Lodge is included in the FY 2015 Budget and the work should be completed by the end of the fiscal year. This work involves supplemental mold investigation and remediation to ensure all problems have been addressed and the facilities are safe for use.</p>						
Projected start date:			Projected completion date:		<i>TYPE REQUEST</i>	
DESIGN BID:			DESIGN BID:			CONTINUATION
DESIGN:			DESIGN:			REVISION
CONSTRUCTION BID:			CONSTRUCTION BID:			NEW
CONSTRUCTION:			CONSTRUCTION:			
EXPENSES	FY 2016	FY 2017	FY 2018	FY 2019	FY 2020	TOTAL
PLANNING/DESIGN	\$0	\$0	\$0	\$0	\$0	\$0
LAND	\$0	\$0	\$0	\$0	\$0	\$0
CONSTRUCTION	\$40,000	\$0	\$0	\$0	\$0	\$0
EQUIPMENT/FURNISHINGS	\$0	\$0	\$0	\$0	\$0	\$0
TOTAL	\$40,000	\$0	\$0	\$0	\$0	\$0
REVENUES	FY 2016	FY 2017	FY 2018	FY 2019	FY 2020	TOTAL
GENERAL FUND	\$0	\$0	\$0	\$0	\$0	\$0
MOTOR FUEL TAX	\$0	\$0	\$0	\$0	\$0	\$0
CAPITAL LEASE	\$40,000	\$0	\$0	\$0	\$0	\$0
WATER	\$0	\$0	\$0	\$0	\$0	\$0
SANITARY SEWER	\$0	\$0	\$0	\$0	\$0	\$0
STORM WATER	\$0	\$0	\$0	\$0	\$0	\$0
BONDS	\$0	\$0	\$0	\$0	\$0	\$0
GRANTS/OTHER	\$0	\$0	\$0	\$0	\$0	\$0
TOTAL REVENUES	\$40,000	\$0	\$0	\$0	\$0	\$0
OPERATING	FY 2016	FY 2017	FY 2018	FY 2019	FY 2020	TOTAL
PERSONNEL	\$0	\$0	\$0	\$0	\$0	\$0
MAINT./OPERATIONS	\$0	\$0	\$0	\$0	\$0	\$0
CAPITAL OUTLAY	\$0	\$0	\$0	\$0	\$0	\$0
TOTAL OPERATING COST	\$0	\$0	\$0	\$0	\$0	\$0
(OPERATING REVENUES)	\$0	\$0	\$0	\$0	\$0	\$0

CITY OF BLOOMINGTON
CAPITAL IMPROVEMENTS PROGRAM FY 2016- FY 2020

<i>FUNDING SOURCE(S)</i>	<i>DEPARTMENT</i>		<i>CITY CONTACT PERSON</i>		<i>WARD</i>	
Capital Lease	Facilities Management		Russ Waller		6	
<i>PROJECT TITLE</i>			<i>ACCOUNT NUMBER</i>			
Abraham Lincoln Garage Improvements			40110133-72520			
<i>PROJECT DESCRIPTION/JUSTIFICATION</i>						
<p>The Lincoln Parking Garage was constructed in 1990. In 2003 two additional levels were added bring the total parking spaces to 900. Leaks are occurring on three levels. This garage has never had any major repairs. A condition assessment is currently underway. The assessment report will include repairs that are needed to maintain a safe and sound structure and provide estimated repair costs. The replacement value of the Lincoln Parking Garage is \$12,000,000.</p>						
Projected start date:			Projected completion date:		<i>TYPE REQUEST</i>	
DESIGN BID:			DESIGN BID:			CONTINUATION
DESIGN:			DESIGN:			REVISION
CONSTRUCTION BID:			CONSTRUCTION BID:		X	NEW
CONSTRUCTION:			CONSTRUCTION:	X		
EXPENSES	FY 2016	FY 2017	FY 2018	FY 2019	FY 2020	TOTAL
PLANNING/DESIGN	\$0	\$0	\$0	\$0	\$0	\$0
LAND	\$0	\$0	\$0	\$0	\$0	\$0
CONSTRUCTION	\$251,700	\$0	\$0	\$0	\$0	\$0
EQUIPMENT/FURNISHINGS	\$0	\$0	\$0	\$0	\$0	\$0
TOTAL	\$251,700	\$0	\$0	\$0	\$0	\$0
REVENUES	FY 2016	FY 2017	FY 2018	FY 2019	FY 2020	TOTAL
GENERAL FUND	\$0	\$0	\$0	\$0	\$0	\$0
MOTOR FUEL TAX	\$0	\$0	\$0	\$0	\$0	\$0
CAPITAL LEASE	\$251,700	\$0	\$0	\$0	\$0	\$0
WATER	\$0	\$0	\$0	\$0	\$0	\$0
SANITARY SEWER	\$0	\$0	\$0	\$0	\$0	\$0
STORM WATER	\$0	\$0	\$0	\$0	\$0	\$0
BONDS	\$0	\$0	\$0	\$0	\$0	\$0
GRANTS/OTHER	\$0	\$0	\$0	\$0	\$0	\$0
TOTAL REVENUES	\$251,700	\$0	\$0	\$0	\$0	\$0
OPERATING	FY 2016	FY 2017	FY 2018	FY 2019	FY 2020	TOTAL
PERSONNEL	\$0	\$0	\$0	\$0	\$0	\$0
MAINT./OPERATIONS	\$0	\$0	\$0	\$0	\$0	\$0
CAPITAL OUTLAY	\$0	\$0	\$0	\$0	\$0	\$0
TOTAL OPERATING COST	\$0	\$0	\$0	\$0	\$0	\$0
(OPERATING REVENUES)	\$0	\$0	\$0	\$0	\$0	\$0

CITY OF BLOOMINGTON
CAPITAL IMPROVEMENTS PROGRAM FY 2016- FY 2020

<i>FUNDING SOURCE(S)</i>	<i>DEPARTMENT</i>	<i>DIVISION/PROGRAM</i>	<i>WARD</i>
Capital Lease	Facilities Management	Russ Waller	6
<i>PROJECT TITLE</i>		<i>ACCOUNT NUMBER</i>	
Abraham Lincoln Garage Improvements		40110133-72520	



CITY OF BLOOMINGTON
CAPITAL IMPROVEMENTS PROGRAM FY 2016- FY 2020

<i>FUNDING SOURCE(S)</i>	<i>DEPARTMENT</i>		<i>CITY CONTACT PERSON</i>		<i>WARD</i>	
Capital Lease	US Cellular Coliseum		Jim Appio		City Wide	
<i>PROJECT TITLE</i>			<i>ACCOUNT NUMBER</i>			
Video System			40110133-72520			
<i>PROJECT DESCRIPTION/JUSTIFICATION</i>						
Three years ago we were informed that our current video board parts will no longer be in production, At that time we purchased enough parts to get us through the next couple of years. Currently we are no longer able to purchase these parts to make the video look good for our clients and sponsors. CIAM is requesting to replace the video board, scoreboards, fascia, outdoor marquee. Replace interior back lit advertising signs with LED signs. Add exterior advertising signs to south side of the facility.						
Projected start date:		Projected completion date:		TYPE REQUEST		
DESIGN BID:	5/1/2015	DESIGN BID:	8/1/2015	X	CONTINUATION	
DESIGN:		DESIGN:			REVISION	
CONSTRUCTION BID:		CONSTRUCTION BID:			NEW	
CONSTRUCTION:		CONSTRUCTION:				
EXPENSES	FY 2016	FY 2017	FY 2018	FY 2019	FY 2020	TOTAL
PLANNING/DESIGN	\$0	\$0	\$0	\$0	\$0	\$0
LAND	\$0	\$0	\$0	\$0	\$0	\$0
CONSTRUCTION	\$0	\$0	\$0	\$0	\$0	\$0
EQUIPMENT/FURNISHINGS	\$1,600,000	\$0	\$0	\$0	\$0	\$1,600,000
TOTAL	\$1,600,000	\$0	\$0	\$0	\$0	\$1,600,000
REVENUES	FY 2016	FY 2017	FY 2018	FY 2019	FY 2020	TOTAL
GENERAL FUND	\$0	\$0	\$0	\$0	\$0	\$0
MOTOR FUEL TAX	\$0	\$0	\$0	\$0	\$0	\$0
CAPITAL LEASE	\$1,600,000	\$0	\$0	\$0	\$0	\$1,600,000
WATER	\$0	\$0	\$0	\$0	\$0	\$0
SANITARY SEWER	\$0	\$0	\$0	\$0	\$0	\$0
STORM WATER	\$0	\$0	\$0	\$0	\$0	\$0
BONDS	\$0	\$0	\$0	\$0	\$0	\$0
GRANTS/OTHER	\$0	\$0	\$0	\$0	\$0	\$0
TOTAL REVENUES	\$1,600,000	\$0	\$0	\$0	\$0	\$1,600,000
OPERATING	FY 2016	FY 2017	FY 2018	FY 2019	FY 2020	TOTAL
PERSONNEL	\$0	\$0	\$0	\$0	\$0	\$0
MAINT./OPERATIONS	\$0	\$0	\$0	\$0	\$0	\$0
CAPITAL OUTLAY	\$0	\$0	\$0	\$0	\$0	\$0
TOTAL OPERATING COST	\$0	\$0	\$0	\$0	\$0	\$0
(OPERATING REVENUES)	\$0	\$0	\$0	\$0	\$0	\$0

CITY OF BLOOMINGTON
CAPITAL IMPROVEMENTS PROGRAM FY 2016- FY 2020

<i>FUNDING SOURCE(S)</i>	<i>DEPARTMENT</i>		<i>CITY CONTACT PERSON</i>		<i>WARD</i>	
Capital Lease	US Cellular Coliseum		Jim Appio		City Wide	
<i>PROJECT TITLE</i>			<i>ACCOUNT NUMBER</i>			
Upgrade Point of Sale system			40110133-72520			
<i>PROJECT DESCRIPTION/JUSTIFICATION</i>						
The point of sale system, which is used in the concessions stands and restaurant, is reaching its product end of life. As of July 2015, the server will no longer be Payment Card Industry Data security standard compliant. By upgrading the server and the POS system this will make the US Cellular Coliseum compliant .						
Projected start date:			Projected completion date:		<i>TYPE REQUEST</i>	
DESIGN BID:			DESIGN BID:		X	CONTINUATION
DESIGN:			DESIGN:			REVISION
CONSTRUCTION BID:	May, 2015		CONSTRUCTION BID:			NEW
CONSTRUCTION:			CONSTRUCTION:	7/1/2015		
EXPENSES	FY 2016	FY 2017	FY 2018	FY 2019	FY 2020	TOTAL
PLANNING/DESIGN	\$0	\$0	\$0	\$0	\$0	\$0
LAND	\$0	\$0	\$0	\$0	\$0	\$0
CONSTRUCTION	\$0	\$0	\$0	\$0	\$0	\$0
EQUIPMENT/FURNISHINGS	\$200,000	\$0	\$0	\$0	\$0	\$200,000
TOTAL	\$200,000	\$0	\$0	\$0	\$0	\$200,000
REVENUES	FY 2016	FY 2017	FY 2018	FY 2019	FY 2020	TOTAL
GENERAL FUND	\$0	\$0	\$0	\$0	\$0	\$0
MOTOR FUEL TAX	\$0	\$0	\$0	\$0	\$0	\$0
CAPITAL LEASE	\$200,000	\$0	\$0	\$0	\$0	\$200,000
WATER	\$0	\$0	\$0	\$0	\$0	\$0
SANITARY SEWER	\$0	\$0	\$0	\$0	\$0	\$0
STORM WATER	\$0	\$0	\$0	\$0	\$0	\$0
BONDS	\$0	\$0	\$0	\$0	\$0	\$0
GRANTS/OTHER	\$0	\$0	\$0	\$0	\$0	\$0
TOTAL REVENUES	\$200,000	\$0	\$0	\$0	\$0	\$200,000
OPERATING	FY 2016	FY 2017	FY 2018	FY 2019	FY 2020	TOTAL
PERSONNEL	\$0	\$0	\$0	\$0	\$0	\$0
MAINT./OPERATIONS	\$0	\$0	\$0	\$0	\$0	\$0
CAPITAL OUTLAY	\$0	\$0	\$0	\$0	\$0	\$0
TOTAL OPERATING COST	\$0	\$0	\$0	\$0	\$0	\$0
(OPERATING REVENUES)	\$0	\$0	\$0	\$0	\$0	\$0

CITY OF BLOOMINGTON
CAPITAL IMPROVEMENTS PROGRAM FY 2016- FY 2020

<i>FUNDING SOURCE(S)</i>	<i>DEPARTMENT</i>	<i>CITY CONTACT PERSON</i>	<i>WARD</i>			
Capital Lease	US Cellular Coliseum	Jim Appio	City Wide			
<i>PROJECT TITLE</i>		<i>ACCOUNT NUMBER</i>				
LED lighting in main seating		40110133-72520				
<i>PROJECT DESCRIPTION/JUSTIFICATION</i>						
The US Cellular staff working along with the City of Bloomington staff is trying to acquire state funding through the SEDAC program to replace the lighting, 1000 watt matale halide bulbs with more efficent LED lights. in the US Cellular Colisem bowl area.						
Projected start date:		Projected completion date:				
DESIGN BID:		DESIGN BID:				
DESIGN:		DESIGN:				
CONSTRUCTION BID:		CONSTRUCTION BID:				
CONSTRUCTION:		CONSTRUCTION:				
			<i>TYPE REQUEST</i>			
			CONTINUATION			
			REVISION			
			NEW			
EXPENSES	FY 2016	FY 2017	FY 2018	FY 2019	FY 2020	TOTAL
PLANNING/DESIGN	\$0	\$0	\$0	\$0	\$0	\$0
LAND	\$0	\$0	\$0	\$0	\$0	\$0
CONSTRUCTION	\$0	\$0	\$0	\$0	\$0	\$0
EQUIPMENT/FURNISHINGS	\$250,000	\$0	\$0	\$0	\$0	\$250,000
TOTAL	\$250,000	\$0	\$0	\$0	\$0	\$250,000
REVENUES	FY 2016	FY 2017	FY 2018	FY 2019	FY 2020	TOTAL
GENERAL FUND	\$0	\$0	\$0	\$0	\$0	\$0
MOTOR FUEL TAX	\$0	\$0	\$0	\$0	\$0	\$0
CAPITAL LEASE	\$250,000	\$0	\$0	\$0	\$0	\$250,000
WATER	\$0	\$0	\$0	\$0	\$0	\$0
SANITARY SEWER	\$0	\$0	\$0	\$0	\$0	\$0
STORM WATER	\$0	\$0	\$0	\$0	\$0	\$0
BONDS	\$0	\$0	\$0	\$0	\$0	\$0
GRANTS/OTHER	\$0	\$0	\$0	\$0	\$0	\$0
TOTAL REVENUES	\$250,000	\$0	\$0	\$0	\$0	\$250,000
OPERATING	FY 2016	FY 2017	FY 2018	FY 2019	FY 2020	TOTAL
PERSONNEL	\$0	\$0	\$0	\$0	\$0	\$0
MAINT./OPERATIONS	\$0	\$0	\$0	\$0	\$0	\$0
CAPITAL OUTLAY	\$0	\$0	\$0	\$0	\$0	\$0
TOTAL OPERATING COST	\$0	\$0	\$0	\$0	\$0	\$0
(OPERATING REVENUES)	\$0	\$0	\$0	\$0	\$0	\$0

CITY OF BLOOMINGTON
CAPITAL IMPROVEMENTS PROGRAM FY 2016- FY 2020

<i>FUNDING SOURCE(S)</i>	<i>DEPARTMENT</i>	<i>CITY CONTACT PERSON</i>	<i>WARD</i>
Capital Lease	US Cellular Coliseum	Jim Appio	City Wide
<i>PROJECT TITLE</i>		<i>ACCOUNT NUMBER</i>	
Building Automated System Controls		40110133-72520	
<i>PROJECT DESCRIPTION/JUSTIFICATION</i>			
Continued work on Building Autotmated System. This system runs the buildings HVAC units, the exhaust fans, and heating units on the councourse. We are working with a division with SEDAC to retro commission the control system. This study will assist with the repairs and maintenance of the system to work the most cost effective way for the facility.			
Projected start date:		Projected completion date:	
DESIGN BID:	DESIGN BID:	<i>TYPE REQUEST</i>	
DESIGN:	DESIGN:	CONTINUATION	
CONSTRUCTION BID:	CONSTRUCTION BID:	REVISION	
CONSTRUCTION:	CONSTRUCTION:	NEW	
EXPENSES		FY 2016	FY 2017
PLANNING/DESIGN	\$0	\$0	\$0
LAND	\$0	\$0	\$0
CONSTRUCTION	\$0	\$0	\$0
EQUIPMENT/FURNISHINGS	\$50,000	\$0	\$0
TOTAL	\$50,000	\$0	\$0
REVENUES		FY 2016	FY 2017
GENERAL FUND	\$0	\$0	\$0
MOTOR FUEL TAX	\$0	\$0	\$0
CAPITAL LEASE	\$50,000	\$0	\$0
WATER	\$0	\$0	\$0
SANITARY SEWER	\$0	\$0	\$0
STORM WATER	\$0	\$0	\$0
BONDS	\$0	\$0	\$0
GRANTS/OTHER	\$0	\$0	\$0
TOTAL REVENUES	\$50,000	\$0	\$0
OPERATING		FY 2016	FY 2017
PERSONNEL	\$0	\$0	\$0
MAINT./OPERATIONS	\$0	\$0	\$0
CAPITAL OUTLAY	\$0	\$0	\$0
TOTAL OPERATING COST	\$0	\$0	\$0
(OPERATING REVENUES)	\$0	\$0	\$0

CITY OF BLOOMINGTON
CAPITAL IMPROVEMENTS PROGRAM FY 2016- FY 2020

<i>FUNDING SOURCE(S)</i>		<i>DEPARTMENT</i>		<i>CITY CONTACT PERSON</i>		<i>WARD</i>	
Capital Lease		Coliseum		Russ Waller		6	
<i>PROJECT TITLE</i>		<i>ACCOUNT NUMBER</i>					
Smoke Exhaust System Testing, Balancing & Commissioning		40110133-72520					
<i>PROJECT DESCRIPTION/JUSTIFICATION</i>							
<p>This item was listed in the Bloomington Facilities Condition Assessment report prepared by Faithful Gould. In early 2014 a consultant was commissioned to investigate the collapse of an interior storefront partition during a routine smoke control test. Remediation work was implemented to address significant pressure differentials that were affecting the safe operation of egress doors in the building. While this remediation work placed the system in a safe operational mode, there remain a number of issues that need to be implemented to bring the smoke exhaust systems into compliance with the original design intent of the building. Once the modifications to the system are complete, the entire system must be tested, balanced and commissioned by local authorities. This work only includes the testing, balancing & commissioning.</p>							
Projected start date:			Projected completion date:			<i>TYPE REQUEST</i>	
DESIGN BID:			DESIGN BID:			CONTINUATION	
DESIGN:			DESIGN:			REVISION	
CONSTRUCTION BID:			CONSTRUCTION BID:			X NEW	
CONSTRUCTION:			CONSTRUCTION: X				
EXPENSES	FY 2016	FY 2017	FY 2018	FY 2019	FY 2020	TOTAL	
PLANNING/DESIGN	\$0	\$0	\$0	\$0	\$0	\$0	
LAND	\$0	\$0	\$0	\$0	\$0	\$0	
CONSTRUCTION	\$35,000	\$0	\$0	\$0	\$0	\$35,000	
EQUIPMENT/FURNISHINGS	\$0	\$0	\$0	\$0	\$0	\$0	
TOTAL	\$35,000	\$0	\$0	\$0	\$0	\$35,000	
REVENUES	FY 2016	FY 2017	FY 2018	FY 2019	FY 2020	TOTAL	
GENERAL FUND	\$0	\$0	\$0	\$0	\$0	\$0	
MOTOR FUEL TAX	\$0	\$0	\$0	\$0	\$0	\$0	
CAPITAL LEASE	\$35,000	\$0	\$0	\$0	\$0	\$35,000	
WATER	\$0	\$0	\$0	\$0	\$0	\$0	
SANITARY SEWER	\$0	\$0	\$0	\$0	\$0	\$0	
STORM WATER	\$0	\$0	\$0	\$0	\$0	\$0	
BONDS	\$0	\$0	\$0	\$0	\$0	\$0	
GRANTS/OTHER	\$0	\$0	\$0	\$0	\$0	\$0	
TOTAL REVENUES	\$35,000	\$0	\$0	\$0	\$0	\$35,000	
OPERATING	FY 2016	FY 2017	FY 2018	FY 2019	FY 2020	TOTAL	
PERSONNEL	\$0	\$0	\$0	\$0	\$0	\$0	
MAINT./OPERATIONS	\$0	\$0	\$0	\$0	\$0	\$0	
CAPITAL OUTLAY	\$0	\$0	\$0	\$0	\$0	\$0	
TOTAL OPERATING COST	\$0	\$0	\$0	\$0	\$0	\$0	
(OPERATING REVENUES)	\$0	\$0	\$0	\$0	\$0	\$0	

CITY OF BLOOMINGTON
CAPITAL IMPROVEMENTS PROGRAM FY 2016- FY 2020

<i>FUNDING SOURCE(S)</i>		<i>DEPARTMENT</i>		<i>CITY CONTACT PERSON</i>		<i>WARD</i>	
Capital Lease		Coliseum		Russ Waller		6	
<i>PROJECT TITLE</i>				<i>ACCOUNT NUMBER</i>			
Smoke Exhaust System Modifications				40110133-72520			
<i>PROJECT DESCRIPTION/JUSTIFICATION</i>							
<p>This item was listed in the Bloomington Facilities Condition Assessment report prepared by Faithful Gould. In early 2014 a consultant was commissioned to investigate the collapse of an interior storefront partition during a routine smoke control test. Remediation work was implemented to address significant pressure differentials that were affecting the safe operation of egress doors in the building. While this remediation work placed the system in a safe operational mode, there remain a number of issues that need to be implemented to bring the smoke exhaust systems into compliance with the original design intent of the building. This work includes the construction of the system modifications.</p>							
Projected start date:			Projected completion date:			<i>TYPE REQUEST</i>	
DESIGN BID:			DESIGN BID:			CONTINUATION	
DESIGN:			DESIGN:			REVISION	
CONSTRUCTION BID:			CONSTRUCTION BID:			X NEW	
CONSTRUCTION:			CONSTRUCTION: X				
EXPENSES	FY 2016	FY 2017	FY 2018	FY 2019	FY 2020	TOTAL	
PLANNING/DESIGN	\$0	\$0	\$0	\$0	\$0	\$0	
LAND	\$0	\$0	\$0	\$0	\$0	\$0	
CONSTRUCTION	\$175,000	\$0	\$0	\$0	\$0	\$175,000	
EQUIPMENT/FURNISHINGS	\$0	\$0	\$0	\$0	\$0	\$0	
TOTAL	\$175,000	\$0	\$0	\$0	\$0	\$175,000	
REVENUES	FY 2016	FY 2017	FY 2018	FY 2019	FY 2020	TOTAL	
GENERAL FUND	\$0	\$0	\$0	\$0	\$0	\$0	
MOTOR FUEL TAX	\$0	\$0	\$0	\$0	\$0	\$0	
CAPITAL LEASE	\$175,000	\$0	\$0	\$0	\$0	\$175,000	
WATER	\$0	\$0	\$0	\$0	\$0	\$0	
SANITARY SEWER	\$0	\$0	\$0	\$0	\$0	\$0	
STORM WATER	\$0	\$0	\$0	\$0	\$0	\$0	
BONDS	\$0	\$0	\$0	\$0	\$0	\$0	
GRANTS/OTHER	\$0	\$0	\$0	\$0	\$0	\$0	
TOTAL REVENUES	\$175,000	\$0	\$0	\$0	\$0	\$175,000	
OPERATING	FY 2016	FY 2017	FY 2018	FY 2019	FY 2020	TOTAL	
PERSONNEL	\$0	\$0	\$0	\$0	\$0	\$0	
MAINT./OPERATIONS	\$0	\$0	\$0	\$0	\$0	\$0	
CAPITAL OUTLAY	\$0	\$0	\$0	\$0	\$0	\$0	
TOTAL OPERATING COST	\$0	\$0	\$0	\$0	\$0	\$0	
(OPERATING REVENUES)	\$0	\$0	\$0	\$0	\$0	\$0	

WATER CAPITAL PROJECTS



**FY 2016 -- Capital Improvement Summary
Water Improvement Fund**

The list provides a synopsis of the major capital projects planned for the City in FY 2016. The detailed budget document is provided in the pages that follow this synopsis. This synopsis provides an estimate of the financial impact each project will have on the City's overall operating funds upon the completion of the project.

Water Improvement Fund

❖ **SCADA Master Plan - Design**

➤ <u>Water Improvement Fund</u>	
Design	<u>\$300,000</u>
Total Capital Project	\$300,000

❖ **Complete the Filter Construction at the Water Treatment Plant - Construction**

➤ <u>Water Improvement Fund</u>	
Construction	<u>\$1,500,000</u>
Total Capital Project	\$1,500,000

❖ **Groundwater Development- Aquifer/Creek Connectivity and Water Quality Evaluation – Design, Land Acquisition & Construction.**

➤ <u>Water Improvement Fund</u>	
Design	\$400,000
Land	\$500,000
Construction	<u>\$1,100,000</u>
Total Capital Project	\$2,000,000

❖ **Emergency Ion Exchange System – Design & Construction.**

➤ <u>Water Improvement Fund</u>	
Design	\$50,000
Construction	<u>\$1,950,000</u>
Total Capital Project	\$2,000,000


Total FY 2016 Cost: \$5,800,000

CITY OF BLOOMINGTON
CAPITAL IMPROVEMENTS PROGRAM FY 2016- FY 2020

<i>FUNDING SOURCE(S)</i>	<i>DEPARTMENT</i>		<i>CITY CONTACT PERSON</i>		<i>WARD</i>	
Water	Water Purification		Brett Lueschen		N/A	
<i>PROJECT TITLE</i>			<i>ACCOUNT NUMBER</i>			
SCADA Master Plan Study			50100130-70050			
<i>PROJECT DESCRIPTION/JUSTIFICATION</i>						
This project will involve a complete assessment of the condition of the assets in the Water Departments Supervisory Control and Data Acquisition (SCADA) system including the Water Treatment Facility, various satellite facilities, and the distribution system including storage tanks, pumping stations and other associated assets. In addition, the master plan will provide for an orderly analysis and ranking of SCADA infrastructure that needs to be repaired, rehabilitated or replaced as well as what SCADA hardware and software needs to be added to the system. The study will provide for some general budgetary costs for the various projects in current dollars. Lastly the project will address the operation and maintenance costs or savings in addressing the various projects.						
Projected start date:			Projected completion date:		<i>TYPE REQUEST</i>	
DESIGN BID:	6/1/2015		DESIGN BID:	7/1/2015		X CONTINUATION REVISION NEW
DESIGN:	9/1/2015		DESIGN:	4/30/2016		
CONSTRUCTION BID:			CONSTRUCTION BID:			
CONSTRUCTION:			CONSTRUCTION:			
EXPENSES	FY 2016	FY 2017	FY 2018	FY 2019	FY 2020	TOTAL
PLANNING/DESIGN	\$300,000	\$0	\$0	\$0	\$0	\$300,000
LAND	\$0	\$0	\$0	\$0	\$0	\$0
CONSTRUCTION	\$0	\$0	\$0	\$0	\$0	\$0
EQUIPMENT/FURNISHINGS	\$0	\$0	\$0	\$0	\$0	\$0
TOTAL	\$300,000	\$0	\$0	\$0	\$0	\$300,000
REVENUES	FY 2016	FY 2017	FY 2018	FY 2019	FY 2020	TOTAL
GENERAL FUND	\$0	\$0	\$0	\$0	\$0	\$0
MOTOR FUEL TAX	\$0	\$0	\$0	\$0	\$0	\$0
CAPITAL IMPROVEMENT	\$0	\$0	\$0	\$0	\$0	\$0
WATER	\$300,000	\$0	\$0	\$0	\$0	\$300,000
SANITARY SEWER	\$0	\$0	\$0	\$0	\$0	\$0
STORM WATER	\$0	\$0	\$0	\$0	\$0	\$0
BONDS	\$0	\$0	\$0	\$0	\$0	\$0
GRANTS/OTHER	\$0	\$0	\$0	\$0	\$0	\$0
TOTAL REVENUES	\$300,000	\$0	\$0	\$0	\$0	\$300,000
OPERATING	FY 2016	FY 2017	FY 2018	FY 2019	FY 2020	TOTAL
PERSONNEL	\$0	\$0	\$0	\$0	\$0	\$0
MAINT./OPERATIONS	\$0	\$0	\$0	\$0	\$0	\$0
CAPITAL OUTLAY	\$0	\$0	\$0	\$0	\$0	\$0
TOTAL OPERATING COST	\$0	\$0	\$0	\$0	\$0	\$0
(OPERATING REVENUES)	\$0	\$0	\$0	\$0	\$0	\$0

CITY OF BLOOMINGTON
CAPITAL IMPROVEMENTS PROGRAM FY 2016- FY 2020

<i>FUNDING SOURCE(S)</i>	<i>DEPARTMENT</i>	<i>DIVISION/PROGRAM</i>	<i>WARD</i>
Water	Water Purification	Brett Lueschen	N/A
<i>PROJECT TITLE</i>		<i>ACCOUNT NUMBER</i>	
SCADA Master Plan Study		50100130-70050	



CITY OF BLOOMINGTON
CAPITAL IMPROVEMENTS PROGRAM FY 2016- FY 2020

<i>FUNDING SOURCE(S)</i>	<i>DEPARTMENT</i>	<i>CITY CONTACT PERSON</i>	<i>WARD</i>
Water	Water Purification	Brett Lueschen	N/A
<i>PROJECT TITLE</i>		<i>ACCOUNT NUMBER</i>	
Complete the Filter Construction.		50100130-72590	

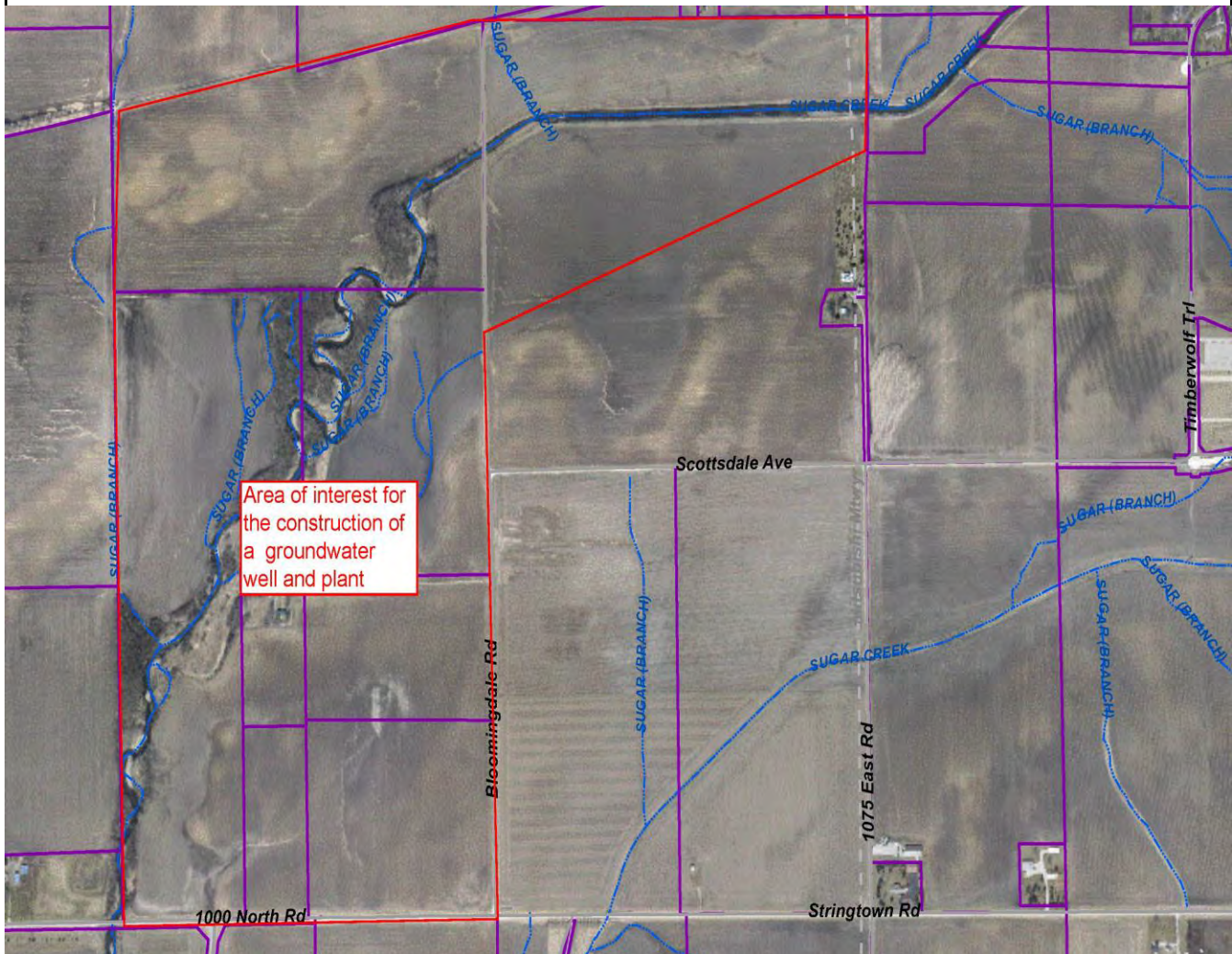


CITY OF BLOOMINGTON
CAPITAL IMPROVEMENTS PROGRAM 2016-2020

<i>FUNDING SOURCE(S)</i>		<i>DEPARTMENT</i>		<i>CITY CONTACT PERSON</i>		<i>WARD</i>	
Water		Water Transmission & Distribution		Brett Lueschen		2 & 8	
<i>PROJECT TITLE</i>				<i>ACCOUNT NUMBER</i>			
Groundwater Development - Land Acquisition and Phase II of the Master Water Plan				50100120-70050/50100120-72510			
				50100120-72540			
<i>PROJECT DESCRIPTION/JUSTIFICATION</i>							
<p>The next phase in the development of a groundwater supply in the southwest area of the City of Bloomington is to begin to identify the exact location of a well site or sites, determine the ideal footprint of a well site and treatment plant. Once this is determined, negotiations can begin to acquire the land necessary for both the water treatment plant and the well(s). It is assumed a third party firm will conduct the negotiations for the land on behalf of the City. Additionally, once the negotiations is complete and the land purchased, construction can start on the treatment plant, wells and distribution system.</p>							
Projected start date:			Projected completion date:			<i>TYPE REQUEST</i>	
DESIGN BID:	6/1/2015		DESIGN BID:	6/15/2015		<input checked="" type="checkbox"/>	CONTINUATION
DESIGN:	7/1/2015		DESIGN:	2/1/2016		<input type="checkbox"/>	REVISION
CONSTRUCTION BID:	N/A		CONSTRUCTION BID:	N/A		<input type="checkbox"/>	NEW
CONSTRUCTION:	N/A		CONSTRUCTION:	N/A			
EXPENSES	FY 2016	FY 2017	FY 2018	FY 2019	FY 2020	TOTAL	
PLANNING/DESIGN	\$400,000	\$0	\$0	\$0	\$0	\$400,000	
LAND	\$500,000	\$0	\$0	\$0	\$0	\$500,000	
CONSTRUCTION	\$1,100,000	\$0	\$0	\$0	\$0	\$1,100,000	
EQUIPMENT/FURNISHINGS	\$0	\$0	\$0	\$0	\$0	\$0	
TOTAL	\$2,000,000	\$0	\$0	\$0	\$0	\$2,000,000	
REVENUES	FY 2016	FY 2017	FY 2018	FY 2019	FY 2020	TOTAL	
GENERAL FUND	\$0	\$0	\$0	\$0	\$0	\$0	
MOTOR FUEL TAX	\$0	\$0	\$0	\$0	\$0	\$0	
CAPITAL IMPROVEMENT	\$0	\$0	\$0	\$0	\$0	\$0	
WATER	\$2,000,000	\$0	\$0	\$0	\$0	\$2,000,000	
SEWER	\$0	\$0	\$0	\$0	\$0	\$0	
STORM WATER	\$0	\$0	\$0	\$0	\$0	\$0	
BONDS	\$0	\$0	\$0	\$0	\$0	\$0	
GRANTS/OTHER	\$0	\$0	\$0	\$0	\$0	\$0	
TOTAL REVENUES	\$2,000,000	\$0	\$0	\$0	\$0	\$2,000,000	
OPERATING	FY 2016	FY 2017	FY 2018	FY 2019	FY 2020	TOTAL	
PERSONNEL	\$0	\$0	\$0	\$0	\$0	\$0	
MAINT./OPERATIONS	\$0	\$0	\$0	\$0	\$0	\$0	
CAPITAL OUTLAY	\$0	\$0	\$0	\$0	\$0	\$0	
TOTAL OPERATING COST	\$0	\$0	\$0	\$0	\$0	\$0	
(OPERATING REVENUES)	\$0	\$0	\$0	\$0	\$0	\$0	

CITY OF BLOOMINGTON
CAPITAL IMPROVEMENTS PROGRAM 2016-2020

FUNDING SOURCE(S)	DEPARTMENT	DIVISION/PROGRAM	WARD
Water	Water Transmission & Distribution	Brett Lueschen	2 & 8
PROJECT TITLE		ACCOUNT NUMBER	
Groundwater Development - Land Acquisition and Phase II of the Master Water Plan		50100120-70050/50100120-72510	
		50100120-72540	



CITY OF BLOOMINGTON
CAPITAL IMPROVEMENTS PROGRAM FY 2016- FY 2020

<i>FUNDING SOURCE(S)</i>	<i>DEPARTMENT</i>		<i>CITY CONTACT PERSON</i>		<i>WARD</i>	
Water	Water Purification		Brett Lueschen			
<i>PROJECT TITLE</i>			<i>ACCOUNT NUMBER</i>			
Emergency Ion Exchange			50100130-70050			
			50100130-72590			
<i>PROJECT DESCRIPTION/JUSTIFICATION</i>						
Design and construction of an Emergency Ion Exchange.						
			Projected completion date:		<i>TYPE REQUEST</i>	
DESIGN BID:			DESIGN BID:			CONTINUATION
DESIGN:			DESIGN:			REVISION
CONSTRUCTION BID:			CONSTRUCTION BID	X		NEW
CONSTRUCTION:			CONSTRUCTION:			
EXPENSES	FY 2016	FY 2017	FY 2018	FY 2019	FY 2020	TOTAL
PLANNING/DESIGN	\$50,000	\$0	\$0	\$0	\$0	\$50,000
LAND	\$0	\$0	\$0	\$0	\$0	\$0
CONSTRUCTION	\$1,950,000	\$0	\$0	\$0	\$0	\$1,950,000
EQUIPMENT/FURNISHINGS	\$0	\$0	\$0	\$0	\$0	\$0
TOTAL	\$2,000,000	\$0	\$0	\$0	\$0	\$2,000,000
REVENUES	FY 2016	FY 2017	FY 2018	FY 2019	FY 2020	TOTAL
GENERAL FUND	\$0	\$0	\$0	\$0	\$0	\$0
MOTOR FUEL TAX	\$0	\$0	\$0	\$0	\$0	\$0
CAPITAL IMPROVEMENT	\$0	\$0	\$0	\$0	\$0	\$0
WATER	\$2,000,000	\$0	\$0	\$0	\$0	\$2,000,000
SEWER	\$0	\$0	\$0	\$0	\$0	\$0
STORM WATER	\$0	\$0	\$0	\$0	\$0	\$0
BONDS	\$0	\$0	\$0	\$0	\$0	\$0
GRANTS/OTHER	\$0	\$0	\$0	\$0	\$0	\$0
TOTAL REVENUES	\$2,000,000	\$0	\$0	\$0	\$0	\$2,000,000
OPERATING	FY 2016	FY 2017	FY 2018	FY 2019	FY 2020	TOTAL
PERSONNEL	\$0	\$0	\$0	\$0	\$0	\$0
MAINT./OPERATIONS	\$0	\$0	\$0	\$0	\$0	\$0
CAPITAL OUTLAY	\$0	\$0	\$0	\$0	\$0	\$0
TOTAL OPERATING COST	\$0	\$0	\$0	\$0	\$0	\$0
(OPERATING REVENUES)	\$0	\$0	\$0	\$0	\$0	\$0

CITY OF BLOOMINGTON
CAPITAL IMPROVEMENTS PROGRAM FY 2016- FY 2020

<i>FUNDING SOURCE(S)</i>	<i>DEPARTMENT</i>	<i>DIVISION/PROGRAM</i>	<i>WARD</i>
Water	Water Purification	Brett Lueschen	
<i>PROJECT TITLE</i>		<i>ACCOUNT NUMBER</i>	
Design and construction of an Emergency Ion Exchange		50100130-70050	
		50100130-72590	



SANITARY SEWER PROJECTS



**FY 2016 -- Capital Improvement Summary
Sanitary Sewer Projects**

The list provides a synopsis of the major capital projects planned for the City in FY 2016. The detailed budget document is provided in the pages that follow this synopsis. This synopsis provides an estimate of the financial impact each project will have on the City's overall operating funds upon the completion of the project.

Sewer Improvement Fund

- ❖ **Sanitary CCTV Evaluations – Professional Services (Sewer & Storm Water Master Plan)**
 - Sewer Improvement Fund
Professional Services \$150,000
Total Capital Project \$150,000

 - ❖ **Sugar Creek & Eagle Crest East Lift Station & Force Main Evaluation - Design**
 - Sewer Improvement Fund
Design \$200,000
Total Capital Project \$200,000

 - ❖ **The Grove on Kickapoo Creek Subdivision Sewer Oversizing - Construction**
 - Sewer Improvement Fund
Construction \$520,000
Total Capital Project \$520,000

 - ❖ **Sewer & Manhole Lining Program - Construction (Sewer & Storm Water Master Plan)**
 - Sewer Improvement Fund
Construction \$750,000
Total Capital Project \$750,000

 - ❖ **Howard Johnson Pump Station Replacement Gravity Sewer - Construction**
 - Sewer Improvement Fund
Construction \$1,000,000
Total Capital Project \$1,000,000
- Total FY 2016 Cost: \$2,620,000**

CITY OF BLOOMINGTON
CAPITAL IMPROVEMENTS PROGRAM FY 2016 - FY 2020

<i>FUNDING SOURCE(S)</i>	<i>DEPARTMENT</i>		<i>CITY CONTACT PERSON</i>	<i>WARD</i>		
SANITARY SEWER	Public Works - Engineering Division		Ryan Otto	1,3,5,8		
<i>PROJECT TITLE</i>			<i>ACCOUNT NUMBER(S)</i>			
Sanitary CCTV Evaluations			51101100-70220			
<i>PROJECT DESCRIPTION/JUSTIFICATION</i>						
This project will continue the sewer system CCTV inspections in the Broadmoor, Arcadia, Ireland Grove West, Ireland Grove East, Arrowhead/Holiday, and Stern sewershed areas performed during development of the Sanitary Sewer Master Plan in 2012. CCTV inspection of all public sewer mains in the areas listed for pipe defects and inflow and infiltration. This project is recommended in the Sanitary Sewer Master Plan.						
Projected start date:		Projected completion date:		<i>REQUEST TYPE</i>		
DESIGN BID:		DESIGN BID:		<input type="checkbox"/> CONTINUATION <input type="checkbox"/> REVISION <input checked="" type="checkbox"/> NEW		
DESIGN:		DESIGN:				
CONSTRUCTION BID:		CONSTRUCTION BID:				
CONSTRUCTION:		CONSTRUCTION:				
BUDGET BASIS :	0% Design	INITIAL FISCAL YEAR :	2016			
EXPENSES	FY 2016	FY 2017	FY 2018	FY 2019	FY 2020	TOTAL
PLANNING / DESIGN	\$150,000	\$150,000	\$400,000	\$400,000	\$500,000	\$1,600,000
LAND	\$0	\$0	\$0	\$0	\$0	\$0
CONSTRUCTION	\$0	\$0	\$0	\$0	\$0	\$0
EQUIPMENT / FURNISHINGS	\$0	\$0	\$0	\$0	\$0	\$0
TOTAL	\$150,000	\$150,000	\$400,000	\$400,000	\$500,000	\$1,600,000
REVENUES	FY 2016	FY 2017	FY 2018	FY 2019	FY 2020	TOTAL
GENERAL FUND	\$0	\$0	\$0	\$0	\$0	\$0
MOTOR FUEL TAX	\$0	\$0	\$0	\$0	\$0	\$0
CAPITAL IMPROVEMENT	\$0	\$0	\$0	\$0	\$0	\$0
WATER	\$0	\$0	\$0	\$0	\$0	\$0
SANITARY SEWER	\$150,000	\$150,000	\$400,000	\$400,000	\$500,000	\$1,600,000
STORM WATER	\$0	\$0	\$0	\$0	\$0	\$0
BONDS	\$0	\$0	\$0	\$0	\$0	\$0
GRANTS / OTHER	\$0	\$0	\$0	\$0	\$0	\$0
TOTAL REVENUES	\$150,000	\$150,000	\$400,000	\$400,000	\$500,000	\$1,600,000
OPERATING	FY 2016	FY 2017	FY 2018	FY 2019	FY 2020	TOTAL
PERSONNEL	\$0	\$0	\$0	\$0	\$0	\$0
MAINT./OPERATIONS	\$0	\$0	\$0	\$0	\$0	\$0
CAPITAL OUTLAY	\$0	\$0	\$0	\$0	\$0	\$0
TOTAL OPERATING COST	\$0	\$0	\$0	\$0	\$0	\$0
(OPERATING REVENUES)	\$0	\$0	\$0	\$0	\$0	\$0

Last Updated : 10/1/2014

CITY OF BLOOMINGTON
CAPITAL IMPROVEMENTS PROGRAM FY 2016 - FY 2020

<i>FUNDING SOURCE(S)</i>	<i>DEPARTMENT</i>	<i>CITY CONTACT PERSON</i>	<i>WARD</i>			
SANITARY SEWER	Public Works - Engineering Division	Russ Waller	2 & 9			
<i>PROJECT TITLE</i>		<i>ACCOUNT NUMBER(S)</i>				
Lift Station & Force Main Evaluation		51101100-70050, 51101100-72550				
<i>PROJECT DESCRIPTION/JUSTIFICATION</i>						
<p>The Sugar Creek and Eagle Crest East Lift Stations and associated force mains were constructed in the mid to late 1990s. The pumps and related components in the stations are old and even obsolete. Repair parts are often difficult to obtain. If a pump fails, it often takes about 4 to 6 months for repairs. Failure of multiple pumps or components could result in sewer backup in basements or surface sewage discharge that must reported to the Illinois Environmental Protection Agency. This project involves evaluating the existing lift stations and force mains, design of new components or systems and construction of the new facilities.</p>						
Projected start date:		Projected completion date:				
DESIGN BID:		DESIGN BID:				
DESIGN:		DESIGN:				
CONSTRUCTION BID:		CONSTRUCTION BID:				
CONSTRUCTION:		CONSTRUCTION:				
BUDGET BASIS:	Other Study or Report	INITIAL FISCAL YEAR:	2016			
			<input type="checkbox"/> CONTINUATION <input type="checkbox"/> REVISION <input checked="" type="checkbox"/> NEW			
EXPENSES	FY 2016	FY 2017	FY 2018	FY 2019	FY 2020	TOTAL
PLANNING / DESIGN	\$200,000	\$0	\$0	\$0	\$0	\$200,000
LAND	\$0	\$0	\$0	\$0	\$0	\$0
CONSTRUCTION	\$0	\$1,000,000	\$0	\$0	\$0	\$1,000,000
EQUIPMENT / FURNISHINGS	\$0	\$0	\$0	\$0	\$0	\$0
TOTAL	\$200,000	\$1,000,000	\$0	\$0	\$0	\$1,200,000
REVENUES	FY 2016	FY 2017	FY 2018	FY 2019	FY 2020	TOTAL
GENERAL FUND	\$0	\$0	\$0	\$0	\$0	\$0
MOTOR FUEL TAX	\$0	\$0	\$0	\$0	\$0	\$0
CAPITAL IMPROVEMENT	\$0	\$0	\$0	\$0	\$0	\$0
WATER	\$0	\$0	\$0	\$0	\$0	\$0
SANITARY SEWER	\$200,000	\$1,000,000	\$0	\$0	\$0	\$1,200,000
STORM WATER	\$0	\$0	\$0	\$0	\$0	\$0
BONDS	\$0	\$0	\$0	\$0	\$0	\$0
GRANTS / OTHER	\$0	\$0	\$0	\$0	\$0	\$0
TOTAL REVENUES	\$200,000	\$1,000,000	\$0	\$0	\$0	\$1,200,000
OPERATING	FY 2016	FY 2017	FY 2018	FY 2019	FY 2020	TOTAL
PERSONNEL	\$0	\$0	\$0	\$0	\$0	\$0
MAINT./OPERATIONS	\$0	\$0	\$0	\$0	\$0	\$0
CAPITAL OUTLAY	\$0	\$0	\$0	\$0	\$0	\$0
TOTAL OPERATING COST	\$0	\$0	\$0	\$0	\$0	\$0
(OPERATING REVENUES)	\$0	\$0	\$0	\$0	\$0	\$0

Last Updated : 10/1/2014

CITY OF BLOOMINGTON
CAPITAL IMPROVEMENTS PROGRAM FY 2016 - FY 2020

<i>FUNDING SOURCE(S)</i>	<i>DEPARTMENT</i>		<i>CITY CONTACT PERSON</i>		<i>WARD</i>	
SANITARY SEWER	Public Works - Engineering Division		Russ Waller		8	
<i>PROJECT TITLE</i>			<i>ACCOUNT NUMBER(S)</i>			
The Grove on Kickapoo Creek Subdivision Sewer Oversizing			51101100-72550			
<i>PROJECT DESCRIPTION/JUSTIFICATION</i>						
City share of sanitary sewer oversizing in The Grove on Kickapoo Creek Subdivision per Annexation Agreement approved September 26, 2005. City is obligated to pay for oversizing sewers larger than what is required to serve the development. Agreement requires payment within 30 days after receipt of a valid invoice. Phasing schedule and estimated costs are based solely upon information provided by the developer. The schedule for future phases is uncertain.						
Projected start date:			Projected completion date:		<i>REQUEST TYPE</i>	
DESIGN BID:		DESIGN BID:		<input checked="" type="checkbox"/> CONTINUATION <input type="checkbox"/> REVISION <input type="checkbox"/> NEW		
DESIGN:		DESIGN:				
CONSTRUCTION BID:		CONSTRUCTION BID:				
CONSTRUCTION:		CONSTRUCTION:				
BUDGET BASIS :	0% Design	INITIAL FISCAL YEAR :	2016			
EXPENSES	FY 2016	FY 2017	FY 2018	FY 2019	FY 2020	TOTAL
PLANNING / DESIGN	\$0	\$0	\$0	\$0	\$0	\$0
LAND	\$0	\$0	\$0	\$0	\$0	\$0
CONSTRUCTION	\$520,000	\$500,000	\$600,000	\$700,000	\$0	\$2,320,000
EQUIPMENT / FURNISHINGS	\$0	\$0	\$0	\$0	\$0	\$0
TOTAL	\$520,000	\$500,000	\$600,000	\$700,000	\$0	\$2,320,000
REVENUES	FY 2016	FY 2017	FY 2018	FY 2019	FY 2020	TOTAL
GENERAL FUND	\$0	\$0	\$0	\$0	\$0	\$0
MOTOR FUEL TAX	\$0	\$0	\$0	\$0	\$0	\$0
CAPITAL IMPROVEMENT	\$0	\$0	\$0	\$0	\$0	\$0
WATER	\$0	\$0	\$0	\$0	\$0	\$0
SANITARY SEWER	\$520,000	\$500,000	\$600,000	\$700,000	\$0	\$2,320,000
STORM WATER	\$0	\$0	\$0	\$0	\$0	\$0
BONDS	\$0	\$0	\$0	\$0	\$0	\$0
GRANTS / OTHER	\$0	\$0	\$0	\$0	\$0	\$0
TOTAL REVENUES	\$520,000	\$500,000	\$600,000	\$700,000	\$0	\$2,320,000
OPERATING	FY 2016	FY 2017	FY 2018	FY 2019	FY 2020	TOTAL
PERSONNEL	\$0	\$0	\$0	\$0	\$0	\$0
MAINT./OPERATIONS	\$0	\$0	\$0	\$0	\$0	\$0
CAPITAL OUTLAY	\$0	\$0	\$0	\$0	\$0	\$0
TOTAL OPERATING COST	\$0	\$0	\$0	\$0	\$0	\$0
(OPERATING REVENUES)	\$0	\$0	\$0	\$0	\$0	\$0

Last Updated : 9/29/2014

CITY OF BLOOMINGTON
CAPITAL IMPROVEMENTS PROGRAM FY 2016 - FY 2020

<i>FUNDING SOURCE(S)</i>	<i>DEPARTMENT</i>		<i>CITY CONTACT PERSON</i>		<i>WARD</i>	
SANITARY SEWER	Public Works - Engineering Division		Ryan Otto		Citywide	
<i>PROJECT TITLE</i>			<i>ACCOUNT NUMBER(S)</i>			
Sewer and Manhole Lining Program			51101100-72550			
<i>PROJECT DESCRIPTION/JUSTIFICATION</i>						
Annual Program that provides for installation of a liner inside existing sewer pipes and manholes to extend the service life of the infrastructure. Cost varies depending on pipe size, depth, number of services and other complexities.						
Projected start date:			Projected completion date:		<i>REQUEST TYPE</i>	
DESIGN BID:		DESIGN BID:		<input checked="" type="checkbox"/> CONTINUATION <input checked="" type="checkbox"/> REVISION <input type="checkbox"/> NEW		
DESIGN:		DESIGN:				
CONSTRUCTION BID:		CONSTRUCTION BID:				
CONSTRUCTION:		CONSTRUCTION:				
BUDGET BASIS : 0% Design		INITIAL FISCAL YEAR :	2016			
EXPENSES	FY 2016	FY 2017	FY 2018	FY 2019	FY 2020	TOTAL
PLANNING / DESIGN	\$0	\$0	\$0	\$0	\$0	\$0
LAND	\$0	\$0	\$0	\$0	\$0	\$0
CONSTRUCTION	\$750,000	\$750,000	\$1,000,000	\$1,000,000	\$2,500,000	\$6,000,000
EQUIPMENT / FURNISHINGS	\$0	\$0	\$0	\$0	\$0	\$0
TOTAL	\$750,000	\$750,000	\$1,000,000	\$1,000,000	\$2,500,000	\$6,000,000
REVENUES	FY 2016	FY 2017	FY 2018	FY 2019	FY 2020	TOTAL
GENERAL FUND	\$0	\$0	\$0	\$0	\$0	\$0
MOTOR FUEL TAX	\$0	\$0	\$0	\$0	\$0	\$0
CAPITAL IMPROVEMENT	\$0	\$0	\$0	\$0	\$0	\$0
WATER	\$0	\$0	\$0	\$0	\$0	\$0
SANITARY SEWER	\$750,000	\$750,000	\$1,000,000	\$1,000,000	\$2,500,000	\$6,000,000
STORM WATER	\$0	\$0	\$0	\$0	\$0	\$0
BONDS	\$0	\$0	\$0	\$0	\$0	\$0
GRANTS / OTHER	\$0	\$0	\$0	\$0	\$0	\$0
TOTAL REVENUES	\$750,000	\$750,000	\$1,000,000	\$1,000,000	\$2,500,000	\$6,000,000
OPERATING	FY 2016	FY 2017	FY 2018	FY 2019	FY 2020	TOTAL
PERSONNEL	\$0	\$0	\$0	\$0	\$0	\$0
MAINT./OPERATIONS	\$0	\$0	\$0	\$0	\$0	\$0
CAPITAL OUTLAY	\$0	\$0	\$0	\$0	\$0	\$0
TOTAL OPERATING COST	\$0	\$0	\$0	\$0	\$0	\$0
(OPERATING REVENUES)	\$0	\$0	\$0	\$0	\$0	\$0

Last Updated : 2/2/2015

CITY OF BLOOMINGTON
CAPITAL IMPROVEMENTS PROGRAM FY 2016 - FY 2020

<i>FUNDING SOURCE(S)</i>	<i>DEPARTMENT</i>		<i>CITY CONTACT PERSON</i>	<i>WARD</i>		
SANITARY SEWER	Public Works - Engineering Division		Russ Waller	2		
<i>PROJECT TITLE</i>			<i>ACCOUNT NUMBER(S)</i>			
HoJo Pump Station Replacement Gravity Sewer			51101100-72550			
<i>PROJECT DESCRIPTION/JUSTIFICATION</i>						
<p>The HoJo Pump Station was constructed in 1969. The facility consists of a wet well which collects effluent and a dry well which houses the pumps, valves and other components. Given the age of the pumps, valves and other compenents, routine maintenance and repair is needed. This work is done in a confined space which is hazardous and requires additional men for safety reasons. Therefore, the station needs to be rehabilitated or removed and replaced with a gravity sewer. A consultant performed a feasibility study regarding the installation of a gravity sewer to replace the pump station and confirmed it is possible and cost effective. This project includes design of the gravity sewer and ultimate construction of the gravity sewer.</p>						
Projected start date:		Projected completion date:		<i>REQUEST TYPE</i>		
DESIGN BID:		DESIGN BID:		<input checked="" type="checkbox"/> CONTINUATION <input type="checkbox"/> REVISION <input type="checkbox"/> NEW		
DESIGN:		DESIGN:				
CONSTRUCTION BID:		CONSTRUCTION BID:				
CONSTRUCTION:		CONSTRUCTION:				
BUDGET BASIS: 0% Design		INITIAL FISCAL YEAR: 2016				
EXPENSES	FY 2016	FY 2017	FY 2018	FY 2019	FY 2020	TOTAL
PLANNING / DESIGN	\$0	\$0	\$0	\$0	\$0	\$0
LAND	\$0	\$0	\$0	\$0	\$0	\$0
CONSTRUCTION	\$1,000,000	\$0	\$0	\$0	\$0	\$1,000,000
EQUIPMENT / FURNISHINGS	\$0	\$0	\$0	\$0	\$0	\$0
TOTAL	\$1,000,000	\$0	\$0	\$0	\$0	\$1,000,000
REVENUES	FY 2016	FY 2017	FY 2018	FY 2019	FY 2020	TOTAL
GENERAL FUND	\$0	\$0	\$0	\$0	\$0	\$0
MOTOR FUEL TAX	\$0	\$0	\$0	\$0	\$0	\$0
CAPITAL IMPROVEMENT	\$0	\$0	\$0	\$0	\$0	\$0
WATER	\$0	\$0	\$0	\$0	\$0	\$0
SANITARY SEWER	\$1,000,000	\$0	\$0	\$0	\$0	\$1,000,000
STORM WATER	\$0	\$0	\$0	\$0	\$0	\$0
BONDS	\$0	\$0	\$0	\$0	\$0	\$0
GRANTS / OTHER	\$0	\$0	\$0	\$0	\$0	\$0
TOTAL REVENUES	\$1,000,000	\$0	\$0	\$0	\$0	\$1,000,000
OPERATING	FY 2016	FY 2017	FY 2018	FY 2019	FY 2020	TOTAL
PERSONNEL	\$0	\$0	\$0	\$0	\$0	\$0
MAINT./OPERATIONS	\$0	\$0	\$0	\$0	\$0	\$0
CAPITAL OUTLAY	\$0	\$0	\$0	\$0	\$0	\$0
TOTAL OPERATING COST	\$0	\$0	\$0	\$0	\$0	\$0
(OPERATING REVENUES)	\$0	\$0	\$0	\$0	\$0	\$0

Last Updated : 10/3/2014

CITY OF BLOOMINGTON
CAPITAL IMPROVEMENTS PROGRAM FY 2016 - FY 2020

FUNDING SOURCE(S)	DEPARTMENT	CITY CONTACT PERSON	WARD
SANITARY SEWER	Public Works - Engineering Division	Russ Waller	2
PROJECT TITLE		ACCOUNT NUMBER(S)	
HoJo Pump Station Replacement Gravity Sewer		51101100-72550	

