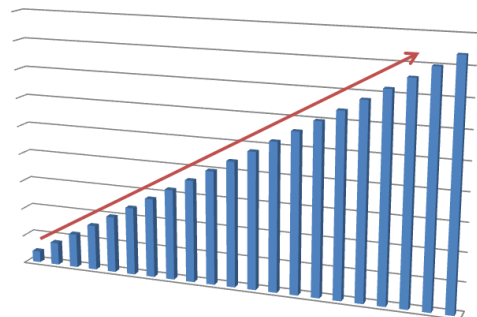




CITY MANAGER'S MONTHLY REPORT

MEASURING PERFORMANCE, TARGETING RESULTS





Inside This Issue

City of Bloomington Elected Officials	2
City of Bloomington Administration	2
Continuous Journey Toward Excellence	3
Welcome from the City Manager	4
Spotlight City: CPR Recognition Ceremony	5
Executive Summary	6
Police Department	8
Fire Department	15
Public Works Department	20
Parks, Recreation & Cultural Arts Department	25
Economic Development	35
Human Resources	38
Finance Department	40
City Clerk	43
Library	45
Compliments to the City	46

Upcoming Meetings

- Liquor Commission meeting, May 13, 4:00 p.m. – 6:00 p.m. City Hall
- Planning Commission meeting May 14, 4:00 p.m. – 6:00 p.m. City Hall
- Historic Preservation Meeting, May 15, 5:00 p.m. – 6:00 p.m. City Hall
- Citizens’ Beautification Committee Meeting May 22, 7:00 p.m. – 9:00 p.m.

The Bloomington City Council meet every 2nd and 4th Monday of each month at 7:00 p.m. for regular Council Meetings

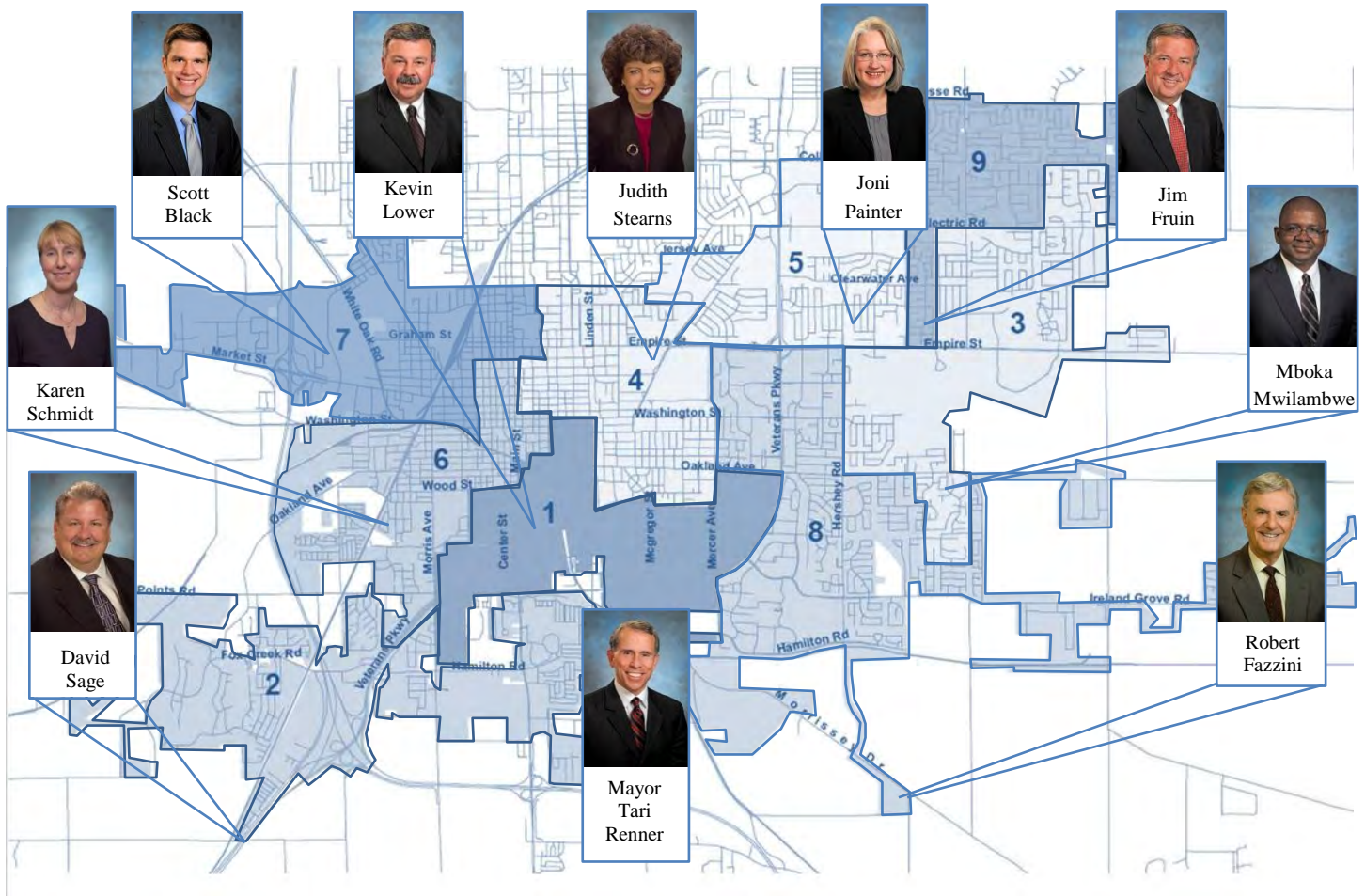
The Mayor’s Open House is held every Friday before a Monday City Council Meeting from 4:00 pm to 5:30 pm at City Hall

Upcoming Community Events

- Constitution Trail 25 Year Anniversary, Connie Link Amphitheatre, May 10, 10:00 am
- Star Wars at the Zoo Day, Miller Park Zoo, May 10
- Endangered Species Day, Miller Park Zoo, May 17
- Whose Live Anyway, BCPA, May 31, 7:30 pm
- B.B. King, BCPA, June 3, 7:30 pm



City of Bloomington Elected Officials



City of Bloomington Administration

City Manager: David A. Hales

Deputy City Manager: Barbara J. Adkins

Assistant to the City Manager: Alexander McElroy

Executive Assistant: Katie Buydos

City Clerk: Tracey Covert

Director of Finance: Patti-Lynn Silva

Director of Human Resources: Emily Bell

Director of Information Services: Scott Sprouls

Director of Parks, Recreation & Cultural: John Kennedy

Director of Planning & Code Enforcement: Mark Huber

Director of Public Works: Jim Karch

Director of Water: Craig Cummings


Police Chief: Brendan Heffner

Fire Chief: Mike Kimmerling

Library Director: Georgia Bouda



Continuous Journey Toward Excellence



The City of Bloomington City Council and staff firmly believe that citizens have a right to full transparency with respect to public information. It is a continuous goal of the City to ensure public information is easily accessible to all citizens and interested stakeholders. To that end, the City has made significant strides in the manner in which information is shared. The City's website now has a [Transparency](#) portal located prominently on the homepage. The portal serves as a repository for public information such as City budget and financial reports, information on taxes and fees, employee salary and benefit reports, labor contracts, and public meeting agendas. In addition to all the information provided on the website, the City responds to over 1,200 Freedom of Information Act (FOIA) requests per year representing an average of 60 minutes of staff time per request. That is approximately 1,200 hours of staff time or 58% of a full-time employee's work year. After taking office in May 2013, Mayor Tari Renner implemented a monthly Mayoral Open House providing an opportunity for citizens to meet informally with the Mayor at City Hall to discuss issues and items of concern. The meetings are conveniently held every Friday before a Monday City Council meeting. In October 2013, the City began streaming live and [archiving](#) City Council meetings bringing City government to the homes and computers of the general public. Finally, the enclosed report represents another effort on behalf of the City to provide vital information to citizens regarding City business and operations.

As the City strives to increase transparency and openness in City government, City officials ask for your input and suggestions on how the City can better share information with the community. Please feel free to contact your [Alderman](#), the [Mayor](#), or [City staff](#) to share your ideas.

Recent Accolades for Transparency and Open Government:

- The **Illinois Policy Institute (IPI)** rated the City's website with a [transparency score of 89.7](#), placing the City 8th out of the 26 largest cities in Illinois. The average score of the top 26 was 71.4, exactly 18.3 points less than Bloomington.
- The City Manager's Monthly Report was recognized by the **Association of Marketing and Communication Professionals (AMCP)** with the Gold Hermes Creative Award for Communications and Publications (award pictured above). There were over 6,500 submissions with only 19% of the applicants receiving the Gold Award and 11% receiving Honorable Mention.
- 2012, 2013 recipient of the **International City/County Management Association (ICMA)** Center for Performance Measurement (CPM) Certificate of Distinction for Performance Management Efforts. A key component to receive this award includes sharing performance information with the public. The City was one of only 8 jurisdictions which received this honor in 2013.
- 2011, 2012, 2013 **Government Finance Officers Association (GFOA)** Distinguished Budget Presentation Award recipient. In order to receive the budget award, entities must satisfy nationally recognized guidelines for effective budget presentation. These guidelines are designed to assess how well an entity's budget serves as: a policy document, a financial plan, an operations guide, and a communications device.



City Manager



David A. Hales

Welcome from the City Manager

March 2014 Edition

The City of Bloomington began the practice of producing the City Manager's Monthly Report in 2009 to provide performance information to the Mayor, City Council and the public on City services and programs. The City utilizes performance data to identify efficiencies and potential inefficiencies for the purpose of improving services, responsible budgeting and enhancing transparency in local government. In efforts to best guide City resources toward the betterment of the community, the Bloomington City Council adopted a strategic plan which identifies goals that focus on outcome-based objectives and potential actions for the projected course of five years. The City Manager's Monthly Report reflects the City's progress toward the accomplishment of these goals and current service levels. The performance data in this report is compiled internally by each department/division that comprise City services. The information is then analyzed and organized for presentation by myself and the Assistant to the City Manager.

I am proud of the City's efforts toward becoming more performance driven and the direction in which our community is headed. City staff and I will continue to work diligently to increase efficiencies in City services and achieve the goals established by Council as we proudly serve the citizens of Bloomington.

I am pleased to present to you the March 2014 City Manager's Monthly Report. I hope that you continue to stay informed on City issues and progress. Please feel free to contact me with any questions, comments and/or suggestions regarding this report.

Sincerely,

David A. Hales
Bloomington City Manager
109 E. Olive Street
Bloomington, IL 61701
Dhales@cityblm.org



Spotlight City: CPR Recognition Ceremony

A CPR Recognition Ceremony was held today at Station #2, 1911 Hamilton Rd., to honor five citizens who recognized life threatening cardiopulmonary conditions and acted quickly in calling 9-1-1 and administering CPR prior to the arrival of Bloomington Fire Department Paramedics.

The first EMS call was on January 17th, just after 10:00 am. Employees of the Bloomington Housing Authority were working at 104 E. Wood, when one of their fellow workers collapsed. Witnessing this happen, Caryl Hoobler immediately dialed 9-1-1 to initiate the response by Bloomington Fire Department Paramedics, while fellow co-workers Chuck Helbig and Carlos Diaz began CPR. Due to their quick actions, their fellow employee survived a critical cardiopulmonary incident.

The second EMS call was on February 26th, at approximately 11:15 am. An employee of Country Companies, 1701 Towanda Ave., also suffered a critical cardiopulmonary incident. Two nurses employed at Country Companies used their skills, training and knowledge to perform CPR and also used an AED to restore the employees heart rhythm prior to the arrival of Bloomington Fire Department Paramedics.

Recognized for their outstanding efforts were Mary Shear and Devon Flammang. Once again, recognizing the medical emergency as a cardiac event and providing CPR and AED use, undoubtedly lead to a positive outcome for the patient.

The Bloomington Fire Department and the American Red Cross of the Heartland recommend everyone become trained in CPR/AED use. This is an important part of the Chain of Survival for anyone experiencing a life threatening condition. You CAN make a difference. Please take the time to prepare for such an emergency by learning CPR.



Executive Summary

Police Department

- Eight detectives work in Criminal Investigations Division with an average of 6 working per day. Detective Barkes announced his retirement following 35 years of service. Each detective was assigned approximately nine cases during March. The two domestic violence detectives were assigned 84 cases and the two detectives assigned to sex crimes and crimes involving children are investigating 36 cases. CID assigned 61 new cases for investigation and 169 incidents of domestic violence were reviewed in March. **(Page 8)**
- Six officers are assigned to Street Crimes with an average of 4.23 working per day. Officers completed nineteen days of training. Street Crimes made four warrant arrests, 30 probable cause arrests, and generated \$6,180 in tow fees, \$1,000 in ordinance violations and seized 46.3 grams of cannabis and \$1,691. **(Page 9)**
- The Department experienced 106 property crime reports, which is a increase compared to the 94 property crime reports last month. The breakdown is as follows: 21 burglaries, 81 thefts, 3 motor vehicle, and 1 arson. **(Page 13)**

Fire Department

- For the month of March, the Fire Department's response time was within the six minute bench mark with an average call creation to arrival time for fire responses of 5:27 and 5:52 for emergency medical services. **(Page 15)**
- During the month of March, the Bloomington Fire Department responded to 212 calls of which 7 were confirmed structure fires. These structure fire incidents resulted in a dollar loss estimated at \$193,595. **(Page 15)**
- The call volume was 824 calls for service. **(Page 15)**
- As in most months, the majority of the calls were EMS related which accounted for 628 calls for service in March. The 644 calls for service resulted in a total of 718 patients treated and 545 patients transported. For the month, the three most common EMS report types include Sick Person, Fall Victim and Breathing Problems. **(Page 17)**

Parks, Recreation & Cultural Arts

- The BCPA also hosted over 750 students on March 5 for the Student Spotlight Series, *Teacher From the Black Lagoon & Other Storybooks* (picture, right). This particular show featured famous children's literature books including the title show and *Dogzilla*, *Grumpy Bird*, *I Want My Hat Back*, *Lily's Purple Plastic Purse*, *Love Splat*, *Splat the Cat* and *The Grasshopper and The Ant*, all in a 60-minute performance. Students were amazed and teachers pleased to add this as a curriculum enhancement opportunity. **(Page 25)**
- The month of March kicks off the unofficial start to the golf season. The courses typically see the first rush of rounds played and golfers begin to turn their attention to getting out to play a couple of times to shake the rust off their game. Unfortunately, this March saw weather eerily similar to last March with zero golf playable hours reported by the Cognilogic Weather Service. March typically averages 60 playable golf hours. Despite the cold temperatures and continued




snowfall, the courses were able to see a few extra hundred rounds played and a nice increase in total revenues (up +\$33,495) compared to last March. (Page 26)

- During March the Horticulture staff began the task of cleaning and removing the trash and debris from all the City parks. This is an annual occurrence of trash buildup over the winter months that the staff removes. Some of the seasonal staff returned to work in March and helped the Horticulture staff with the cleaning of the parks. Staff also began plant bed maintenance and any landscape pruning that need to be completed. (Page 27)
- The Utility staff concentrated on building maintenance at the Zoo, BCPA, Lincoln Leisure Center, Prairie Vista and the Coliseum during March. The Utility staff spent a lot of time at the Coliseum on HVAC and building maintenance. Some projects include addition of calcium chloride in the warm brine for the ice rinks, repair of the kitchen exhaust hoods so they functioned more properly, repair of a roof leak under RTU # 2, repair of loading dock exhaust fan and replacement of belts and serviced the air handler. (Page 29)

Economic Development

- *Economic Development Council of the Bloomington-Normal Area One Voice Program:* March 4-6, Mayor Renner, Council woman Sterns, City Manager David Hales and Economic Development Coordinator Justine Robinson attended the Economic Development Council of the Bloomington-Normal Area's (EDC) annual One Voice program. In its eighth year, this endeavor provided an opportunity for area leaders and representatives to take specific community projects before key congressional staff and elected officials in an attempt to raise awareness and seek funding sources. Specifically, conversations during the 2014 trip focused on mental health as well as logistic/warehousing economic development at the Central Illinois Regional Airport. (Page 35)



Bloomington-Normal
ECONOMIC DEVELOPMENT COUNCIL

More information on the 2014 One Voice trip can be viewed by clicking [here](#).



Police Chief



Brendan Heffner

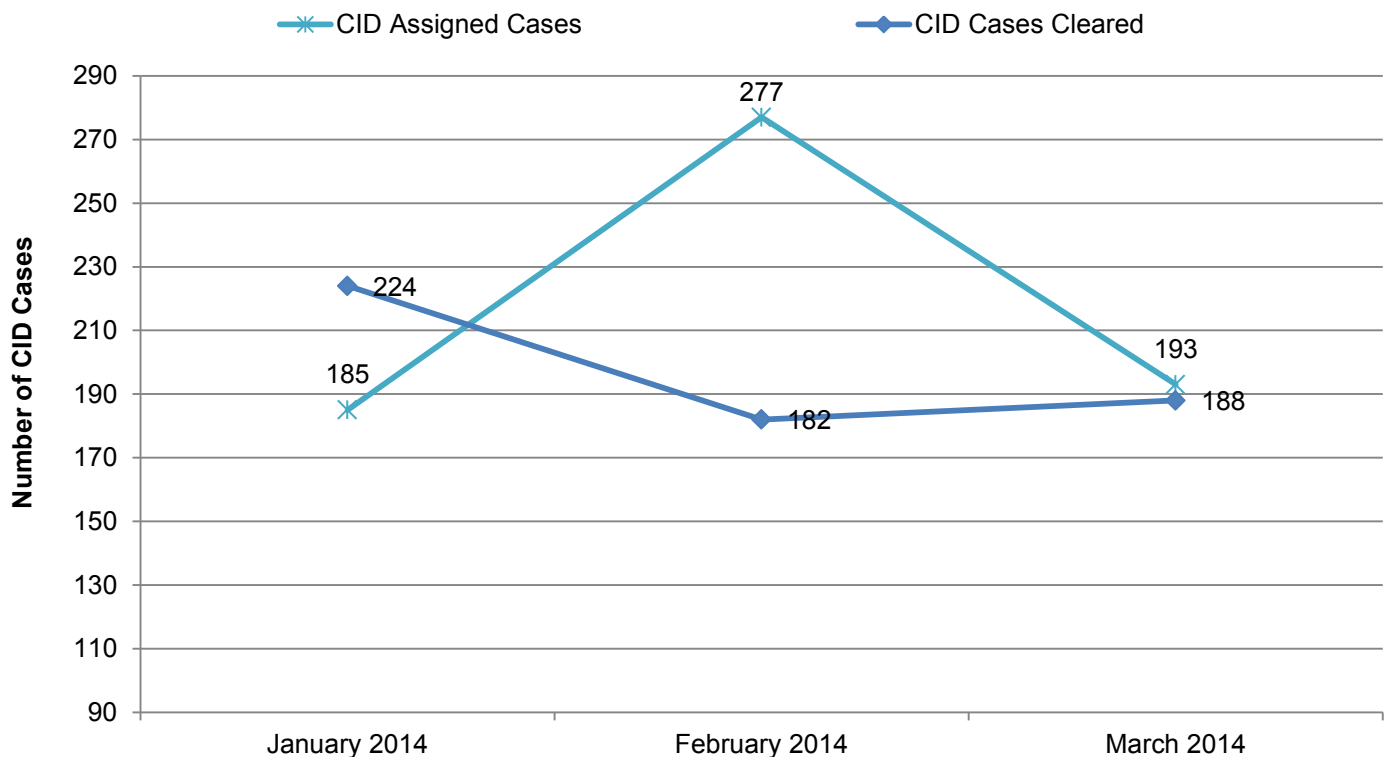
March 2014 Edition

Police Department

Crime Investigations Division (CID)

Eight detectives work in CID with an average of six working per day. Detective Barkes announced his retirement following 35 years of service. Each detective was assigned approximately nine cases during March. The two domestic violence detectives were assigned 84 cases and the two detectives assigned to sex crimes and crimes involving children are investigating 36 cases. CID assigned 61 new cases for investigation and 169 incidents of domestic violence were reviewed in March.

2014 Total Criminal Cases Assigned vs. Total Criminal Cases Cleared



Cyber Crimes

The three Cyber Crime detectives have 15 open/active cases. The unit investigates crimes involving but not limited to child pornography, network intrusion and online scams.

United States Marshal Task Force

The Bloomington office opened 17 felony cases and closed 12 of them. Significant work in March included a subject who fled on the third day of trial for predatory criminal sexual assault. Subject was reported to have a handgun and threatening suicide. TFOs were able to take him into custody in Indiana. Another subject on parole for aggravated criminal sexual assault was not compliant with terms of probation. Subject was taken into custody in Champaign. Thirteen US Marshal's Task Force officers and three Street Crime Unit officers worked together to locate and arrest four subjects with warrants related to an aggravated battery which occurred on West Market.

VICE Unit

Four detectives are assigned to the Vice unit with 3.57 on average working per day. Ten new cases were opened, twelve cases were closed, and five search warrants were served. The Vice unit purchased 15.1 grams of crack cocaine, 5.5 grams of powder cocaine, and 299.1 grams of cannabis. They seized 4.5 grams of crack cocaine, 1,217 grams of cannabis, 36 dosage units of hydrocodone, ten dosage units of Adderall, one handgun, and \$4,901.

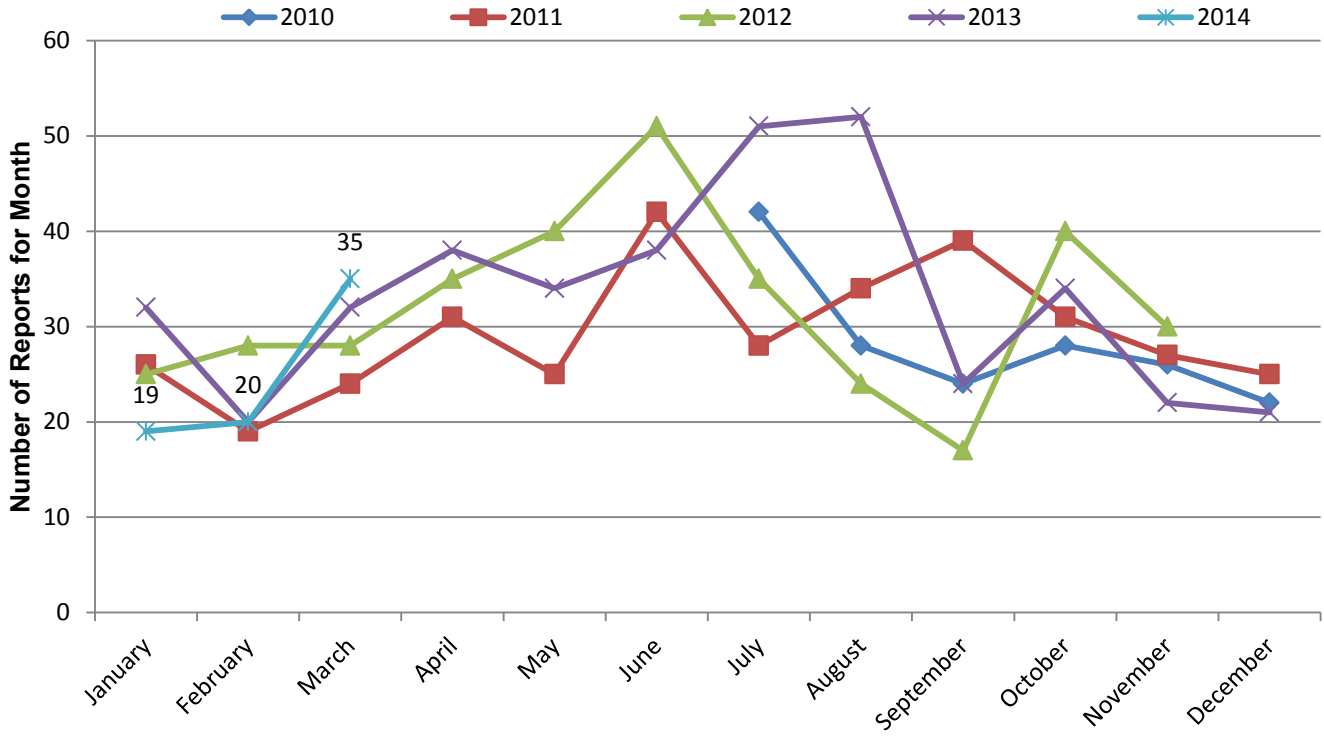
Street Crimes Unit

Six officers are assigned to Street Crimes with an average of 4.23 working per day. Officers completed nineteen days of training. Street Crimes made four warrant arrests, 30 probable cause arrests, and generated \$6,180 in tow fees, \$1,000 in ordinance violations and seized 46.3 grams of cannabis and \$1,691.

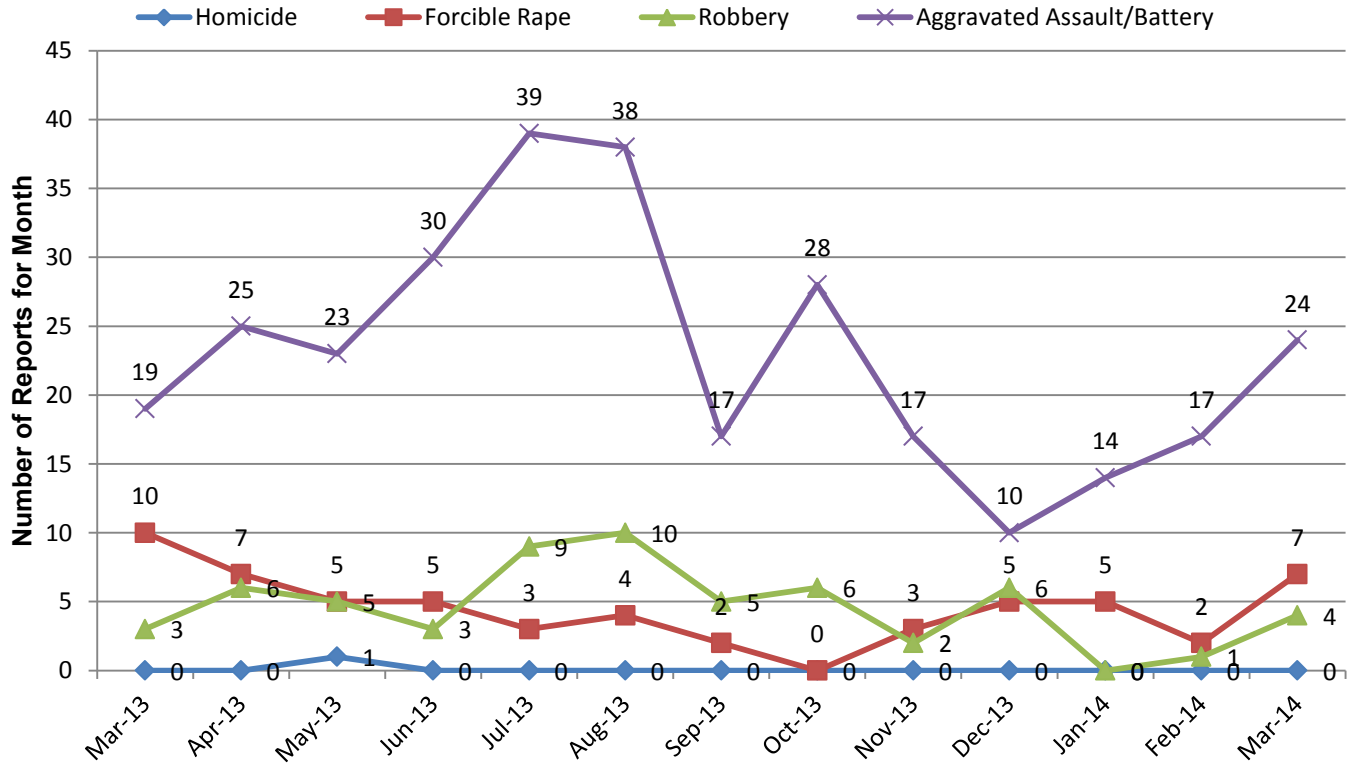
Criminal Intelligence and Analysis Unit (CIAU)

The three CIAU staff provided an overview of the Illinois Concealed Carry program to concerned residents at the Chief's monthly focus meeting. Staff also took part in a planning meeting with Mid Central Illinois Action and Habitat for Humanity to explore the future of housing rehabilitation in areas with high crime density. At the request of the Illinois Department of Corrections staff provided two hours of training to prison investigators on social network investigations and gangs at the IDOC Academy in Springfield. One staff member testified in federal court in a firearm violations case which resulted in conviction.

Total Violent Crime Reports by Month Since July 2010



1 Year Violent Crime by Categories



Communications

Ring Time Ranges (9-1-1 Incoming) – State mandate is 90% answered within 10 seconds				
0 to 3 Seconds	4 to 6 Seconds	7 to 9 Seconds	10 to 12 seconds	% of total calls answered within 10 Seconds
85.70%	13.00%	1.00%	0.20%	99.70%

Ring Time Ranges (911 Incoming) - State Mandate is 90% answered within 10 seconds.

\$22,900 in ordinance violations have been issued in calendar year 2013 to date (still processing December.) Aqua Software used for quality assurance purposes in the Center was updated during March. Work continued on the Automated External Defibrillator project. The Communications Center Manager worked with BFD on the Station Alerting Project. The sixteenth full-time telecommunicator completed orientation.

<u>Incoming Phone Calls</u>	
Administrative (non-emergency)	6,675
911 Calls (wireline & wireless) total	1,920
911 Calls - Wireline	346
911 Calls - Wireless	1,574
Total All Calls	8,595
<u>Dispatched Calls</u>	
Police	6,675
Fire and EMS	856
Total Dispatched Calls	7,531
<u>Daily Call Averages</u>	
Administrative (non-emergency)	215
911 Calls – Wireline and Wireless	62
All Calls per day average	277
Police Dispatches	215
Fire and EMS Dispatches	28
Average Dispatches per day	243

First Shift 7 a.m. – 3 p.m.

First shift has 17 officers assigned with the average number working each day of 8.70. There are two officers in the FTO program, three officers in PTI, and one officer on extended military leave.

Fifty-three incidents of sex offender related problems were handled in March. Five sex offenders were arrested or warrants obtained for their arrest. One offender was referred for federal prosecution. One case was sent to the Attorney General's office for prosecution. The Offender Watch 500 project currently has 244 people registered to receive automated e-mail alerts. Day shift patrol spent considerable time on yearly training including Rapid Response, Search and Seizure, Law Update, CIT, and similar mandatory training classes.

Second Shift 3 p.m. – 11 p.m.

Second shift has 20 officers assigned with an average of 10.7 working each day. One officer in the FTO program worked the shift. One officer was reassigned to the Crime Lab and was replaced by a third shift officer. Significant calls for service included a subject in the ER with a gunshot wound, a large fight involving ten subjects, and a report of a juvenile with a gun at the mall. On March 27, smoke was seen coming from several manhole covers. There was an electrical fire underground involving a main feeder line downtown.

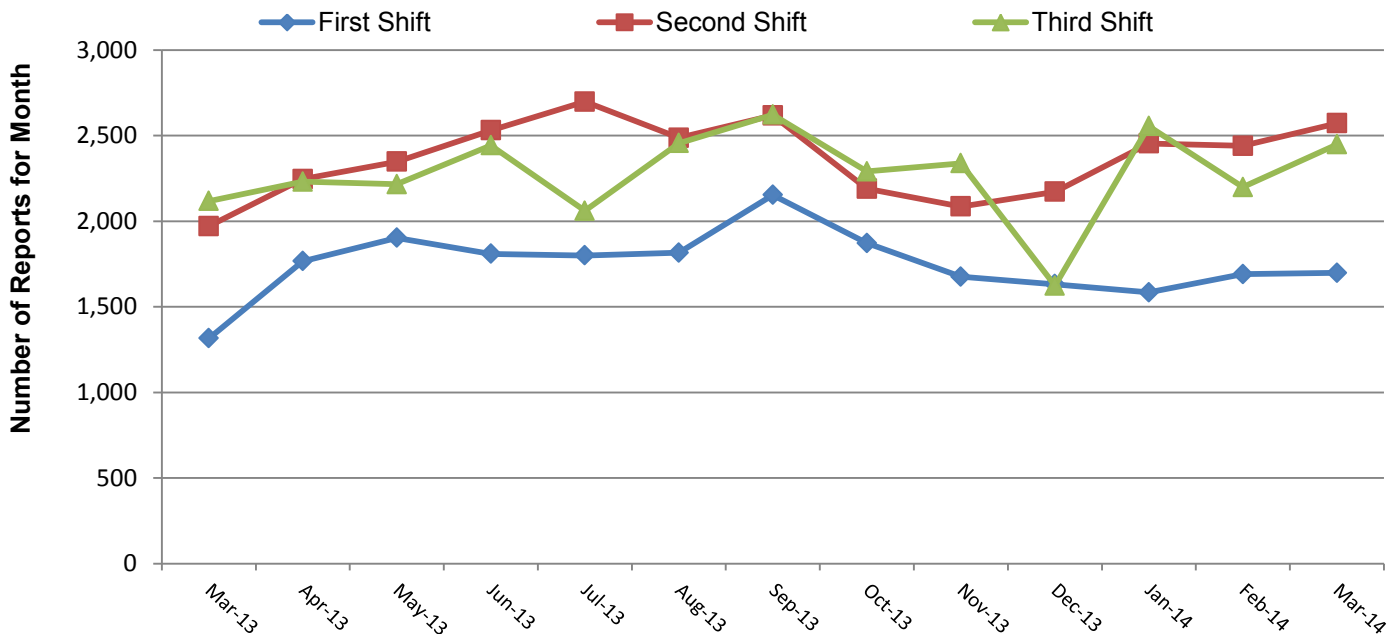
Third Shift 11 p.m. – 7 a.m.

There are 18 officers assigned to third shift with 10.03 officers on average working per night. One officer was moved to second shift at the end of the Month. Approximately 365 traffic stops were made in March, 21 arrests from self-initiated traffic and pedestrian contacts, and 13 additional arrests for DUI.

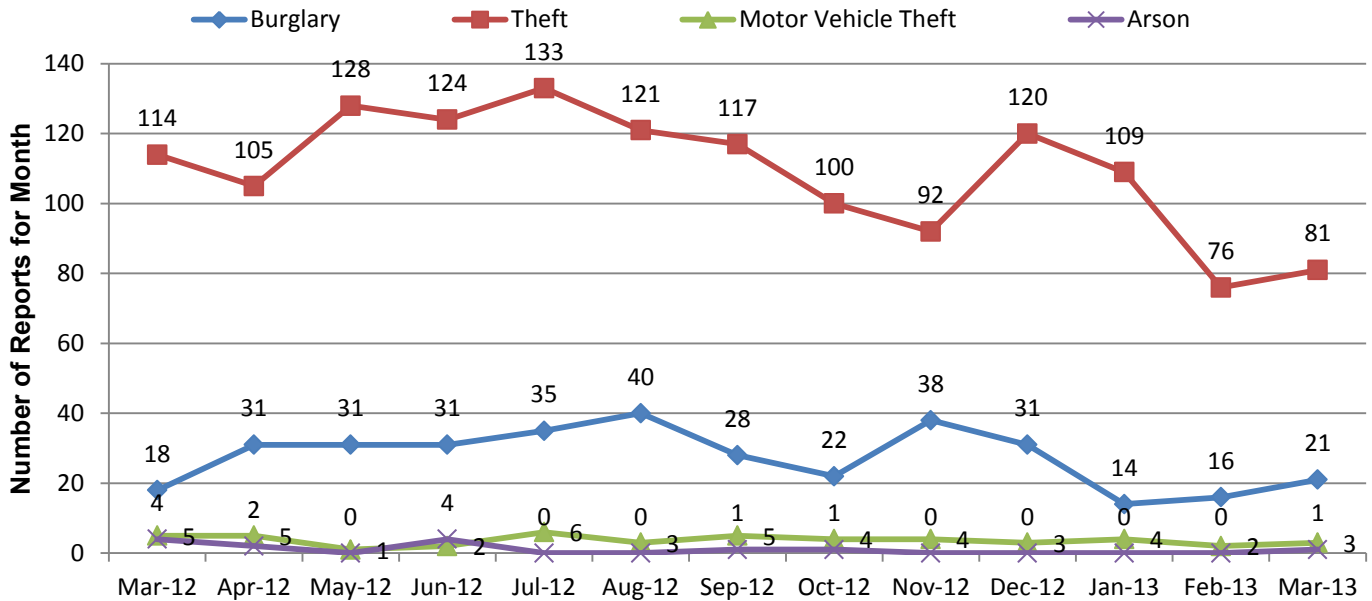
Significant calls for service included aggravated arson, a stabbing on Rutledge, a serious injury DUI crash, and a report of a missing person possibly unstable and armed near Covell Road. Several law enforcement units arrived, suspect surrendered and taken into custody.

Violation	Month Total	Year Total
Seat Belt/Child	7	11
Speeding	64	173
All Other Traffic	534	1,087
DUI Arrests	21	89
Total	626	1,805

1 Year Police Department Calls for Service by Shift and Month



1 Year Property Crime by Categories



Downtown

A total of 13 nights were worked downtown in March. ISU spring break was March 7-13. Coordinated bar checks were conducted March 22 at CII East, Mugshots, Elroys, and Blue Line. Officers working downtown hireback arrested one person for resisting/obstructing a peace officer after running from officers after being approached for urinating in an alley. Officers also arrested on person for possession of a small amount of cocaine inside a bar. One person was arrested inside a bar for theft as he ran up a bar tab with no way to pay. Shortly thereafter, five additional people (friends of the arrestee) were arrested for fighting in front of the bar. Officers arrested one person on probable cause for a battery that occurred outside of downtown earlier in the shift when the subject was recognized walking downtown. Third shift officers reported the following events: one person arrested for DUI at Main and Monroe, one person arrested for domestic battery and criminal damage after he and his girlfriend had been drinking at a bar, and one person was arrested for resisting/obstructing after he ran from officers who had seen him engage in an apparent hand to hand transaction inside a bar.


Monthly totals for March for downtown hireback officers and third shift officers include 260 bar checks, 37 ordinance violations issued, 34 parking tickets issued, seven UTTs issued, eight fights in progress, nine arrests, twelve calls for service, one DUI, and twenty tows.

Administration

SRO Arnold issued three ordinance violations, met with two parents, assisted the nurse with medical emergencies, met with the Social Worker on domestic issues, and completed the following reports: three thefts, two battery, one aggravated battery, and one possession of cannabis. SRO Evans handled nine theft issues, five order of protection checks, ten disorderly conduct issues, four child custody issues, five truancy issues, six fights, held four crisis drills and/or meetings, completed four lock down drills, made four presentations on positive role models, and held active shooter training at Sheridan school one week. SRO Hirsch sent a monthly newsletter regarding school safety and personal safety to staff, spoke to 60 eighth grade students regarding law enforcement as a career, spoke with eight parents regarding issues in school including fighting, truancy, bullying and threats.

He also met with ten students regarding their behavior, removed four students from the classroom for poor behavior, transported three students home for poor behavior, investigated two fights in school and six reports of fights after school, investigated three thefts and recovered three items, and conducted Active Shooter training, building searches and maintenance weapons and tactical vests. SRO Wagehoft gave a talk at Western Avenue Community Building to Latino families regarding school safety, assisted with tornado drill, completed a home well-being check, two drug investigations, four thefts, three fights, thirteen disorderly conduct incidents, and two suicidal students.

PAO Mayer attended InDesign training class, Chief's Focus meeting, Recovery Court, attended Women in Law Enforcement Conference, completed two Girl Scout presentations and tours, completed filming for Chase for the Champions, wrote several news releases, had an interview on WJBC concerning social media, FISA Bank Robbery presentation, and did a presentation at Staff and Command meeting.



Fire Chief

Mike Kimmerling

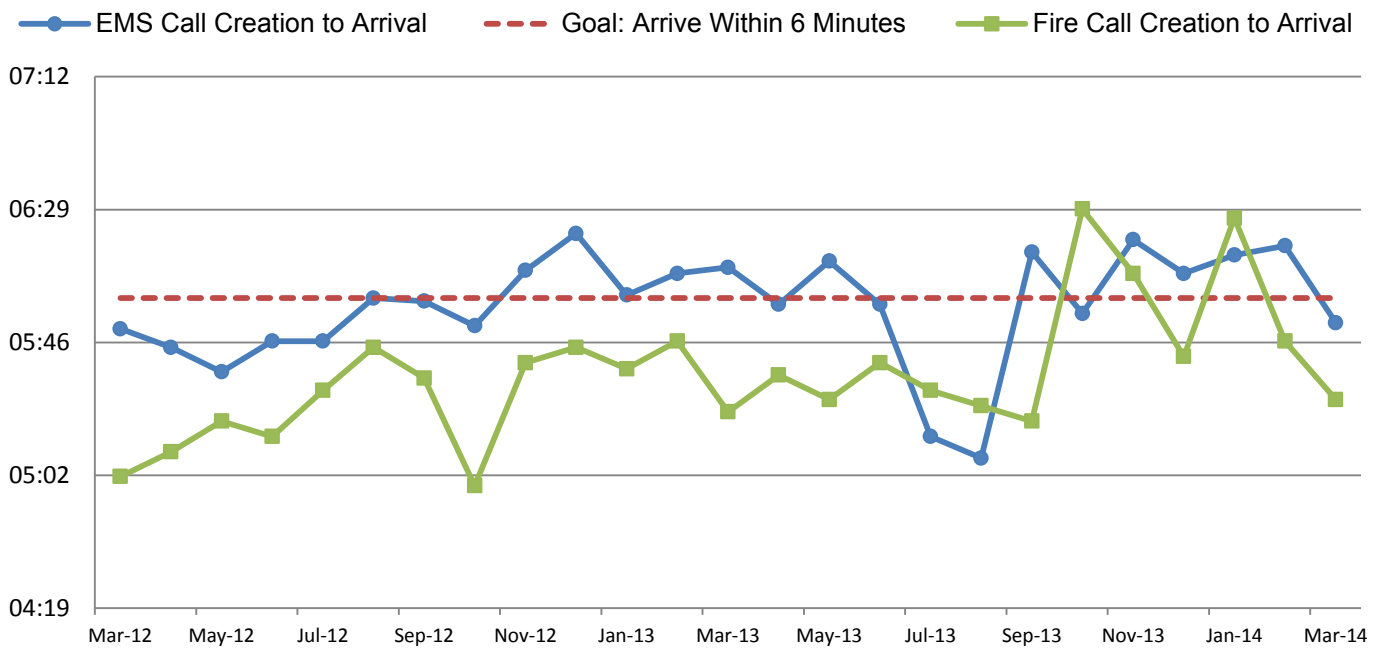
March 2014 Edition

Fire Department

Fire Response Data: March 2014

Fire Response Type	Previous 12 Month Average	March 2014
Fire Reponses	163	212
Structural Fires	9	7
Estimated Dollar Losses (Property & Contents)	\$382,296	\$193,595

Fire & EMS Call Response 2 Year Analysis



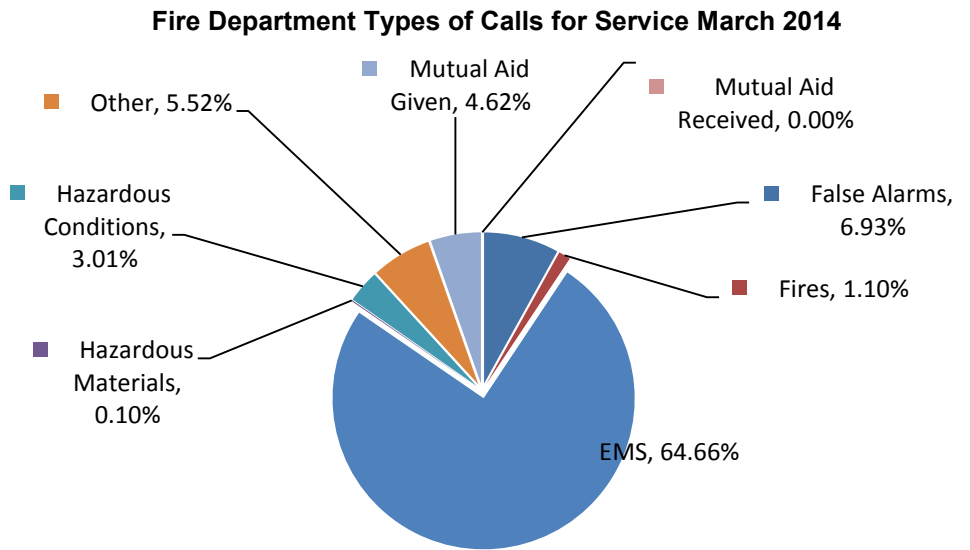
Top 5 Fire Response Types for March 2014

Rank	Response Type
1.)	554: Assist Invalid
2.)	700: False Alarm or false call, other
3.)	600: Good intent call, other
4.)	743: Smoke detector activation, no fire - unintentional
5.)	622: No incident found on arrival at dispatch address

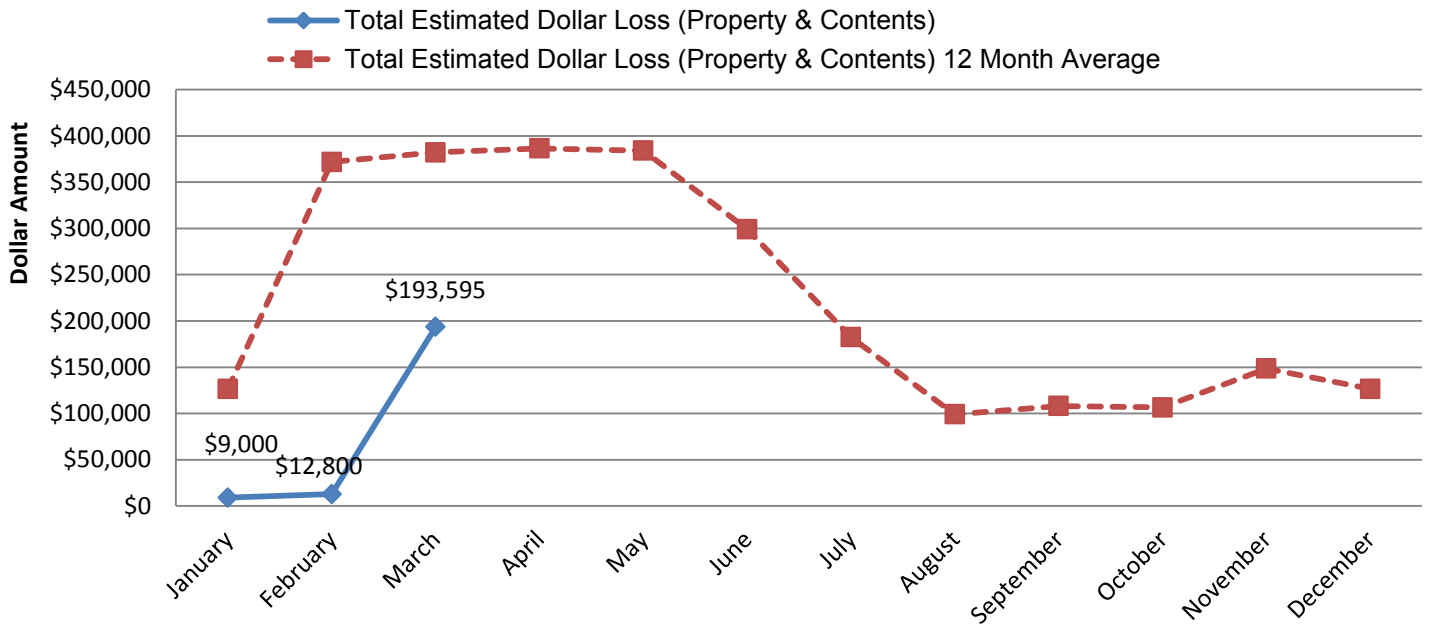
Operations Report

March was a busier month when it comes to structure fires. The Department had 4 significant fires, 3 in the City of Bloomington and one mutual aid call with Towanda at the Mclean count Highway Department. The fires in the city did an estimated \$193,595 damage to the structures and contents. One fire resulted in arson charges for a 25 year old man. The Fire Department investigator and the Bloomington Police worked together to build a case. Bloomington Fire was called to assist with the fire at the County Highway Department due to the close proximity. Bloomington units knocked down the majority of the fire but the fire had spread into the walls and roof of the building making access to the fire difficult. Crews from the City's #3 and #6 fire stations remained on scene until 10pm.

EMS calls were flat in March with 644 calls for service that resulted in about 75% of the 856 total calls for the month. In addition to responding to calls for service, March is typically spring cleaning month and all stations get a little extra effort in cleaning.



Dollar Loss Due to Fire Damage

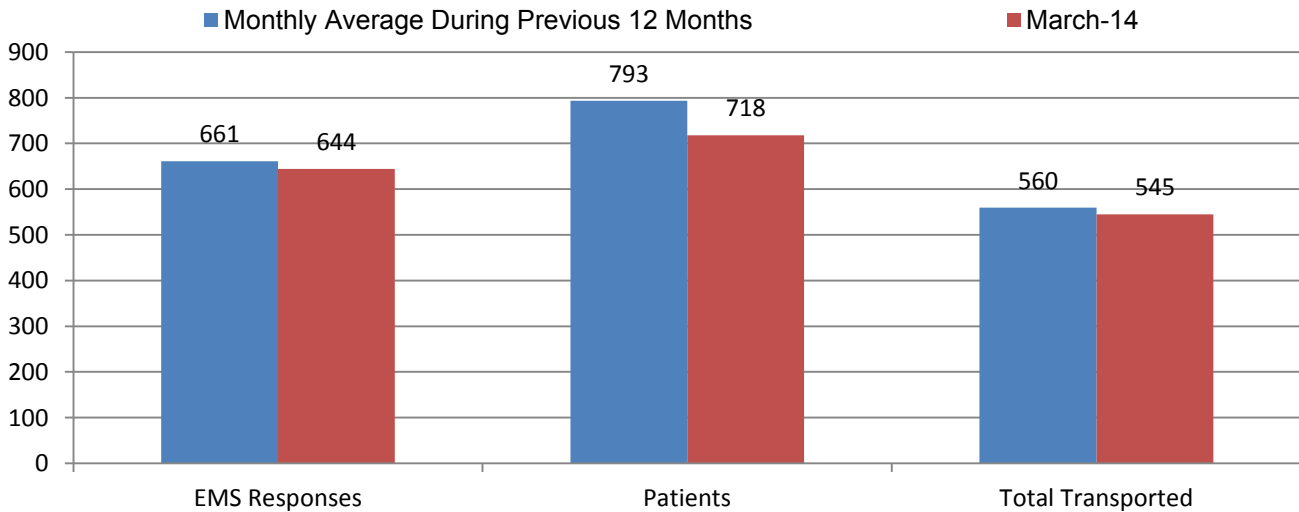


Emergency Medical Services (EMS)

Activity Summary

As in most months, the majority of the calls were EMS related which accounted for 628 calls for service in March. The 644 calls for service resulted in a total of 718 patients treated and 545 patients transported. For the month, the three most common EMS report types include Sick Person, Fall Victim and Breathing Problems.

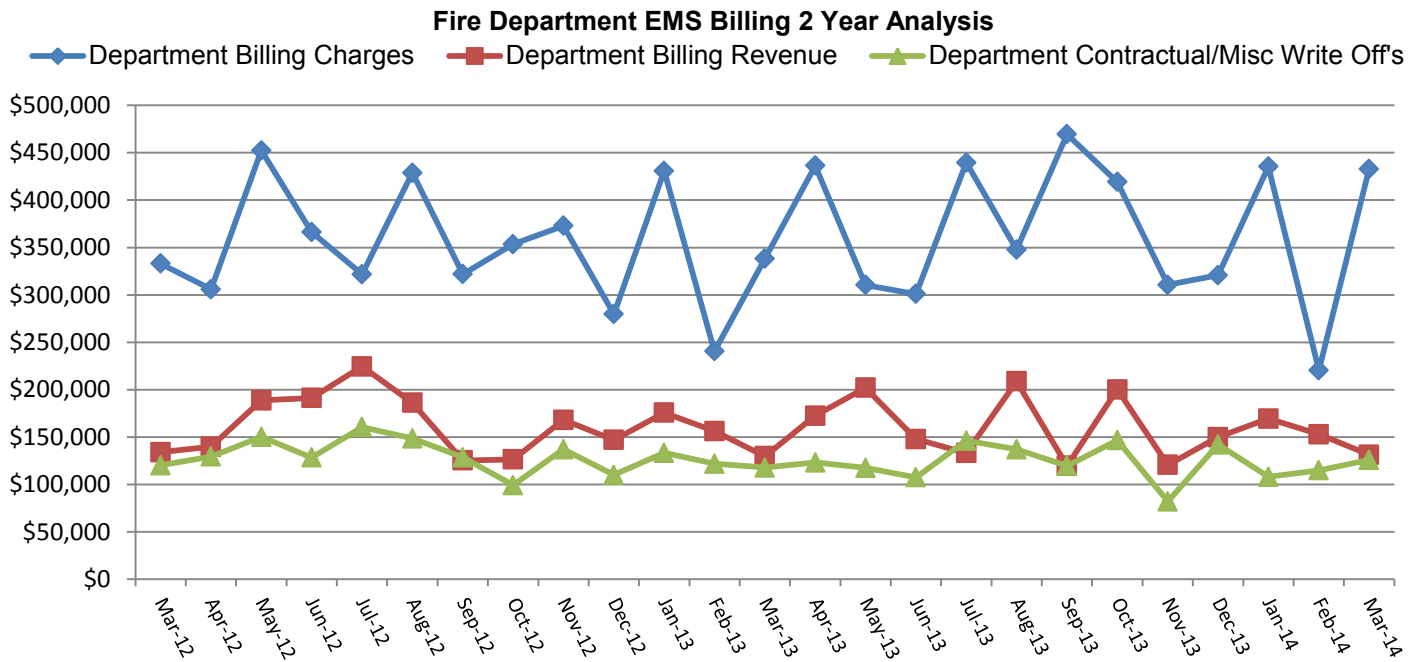
EMS Responses: March 2014 and Previous 12 Month Average



Billing Revenue Summary

Ambulance billing contains three areas. Revenue, Charges and Contractual-Write offs. Revenue is the actual amount received by the City for the month. Charges are the total number billed for the month. Contractual-Write offs consist of the portion of the charges not received as a result of either Federal or State carriers (Medicare and Medicaid) not allowing for EMS services, or write offs for

financial hardship, bad debt accounts not collected (these are passed to a third party debt collection agency), bankruptcies, etc. The total for revenue for the month was \$131,408. The Contractual-Write offs total for the month were \$125,924. Bad Debt transferred to third party collections was \$65,592.



Public Education Office

The following represents the Public Education Officer Activities for the month of March 2014:

Fire & Life Safety

Fire & Life Safety Events were held at the following locations:

- Cedar Ridge Elementary
- Phoenix Towers x 2
- Image Air
- Oakland Elementary
- Mid City Community Action
- YWCA

- Total Attendees: 297
- Total Events: 6

The following fire & life safety presentations were given:

- General Fire Safety
- Health Screening Event
- Fire Extinguisher Training
- Captain Mac & Friends Stranger Awareness
- Captain Mac & Friends No Bullying
- Babysitter Fire Safety

Captain McCollum also attended and was a presenter at both of the following back-to-back seminars, held in Urbana, Illinois:

Risk Watch – Gave a presentation on using puppets to enhance fire & life safety messages.

Remembering When: Fire & Fall Prevention Safety for Older Adults – Gave a presentation on using game show software to educate older adults through entertainment.

Fire Department Training Reports for March

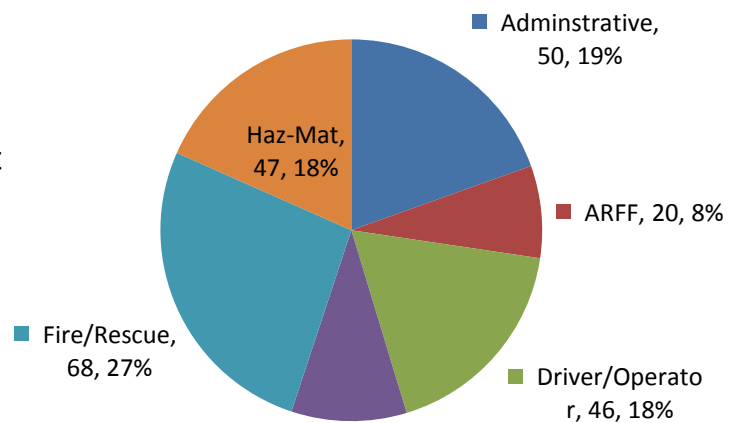
For the month of March, 2014 the fire department held 256 training classes which totaled 1636.02 class hours. The class topics have been grouped into six categories. They are Administrative, ARFF, Driver/Operator, EMS, Fire/Rescue, and Hazmat. The chart below represents the proportion of classes held in these six categories for the month of March.

Major training subjects during this month

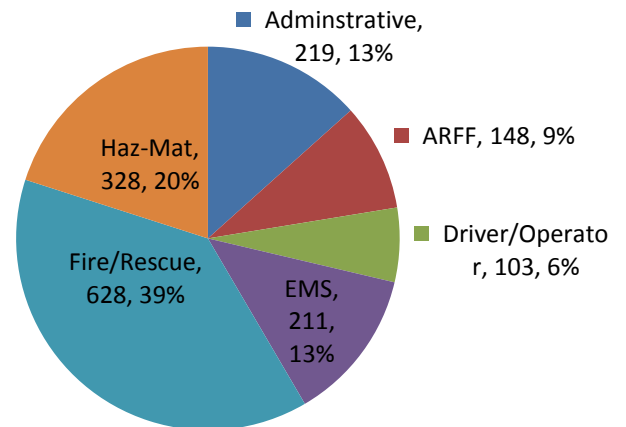
included:

- Driver/Operator
 - General Drivers Training
 - Pump Operations
- Fire/Rescue
 - Hose line Selection and Deployment
 - Incident Command (Blue Card)
 - Fire Officer Leadership
 - Technical Rescue Awareness
- Hazardous Materials
 - Hazmat IQ scene size up
 - Equipment Familiarization
- EMS
 - Mass Casualty Incidents
 - Blood Borne Pathogens
- ARFF
 - Firefighter Operations
 - Aircraft/Airport Familiarization

Total # of Training Classes by Category



Total # of Hours by Category



Fire Department Training Report for March 2014

The 256 training classes included 1068 participants resulting in a total of 1636.02 hours of training during March. This chart represents the total man hours of training in the six categories.



Public Works Director



Jim Karch

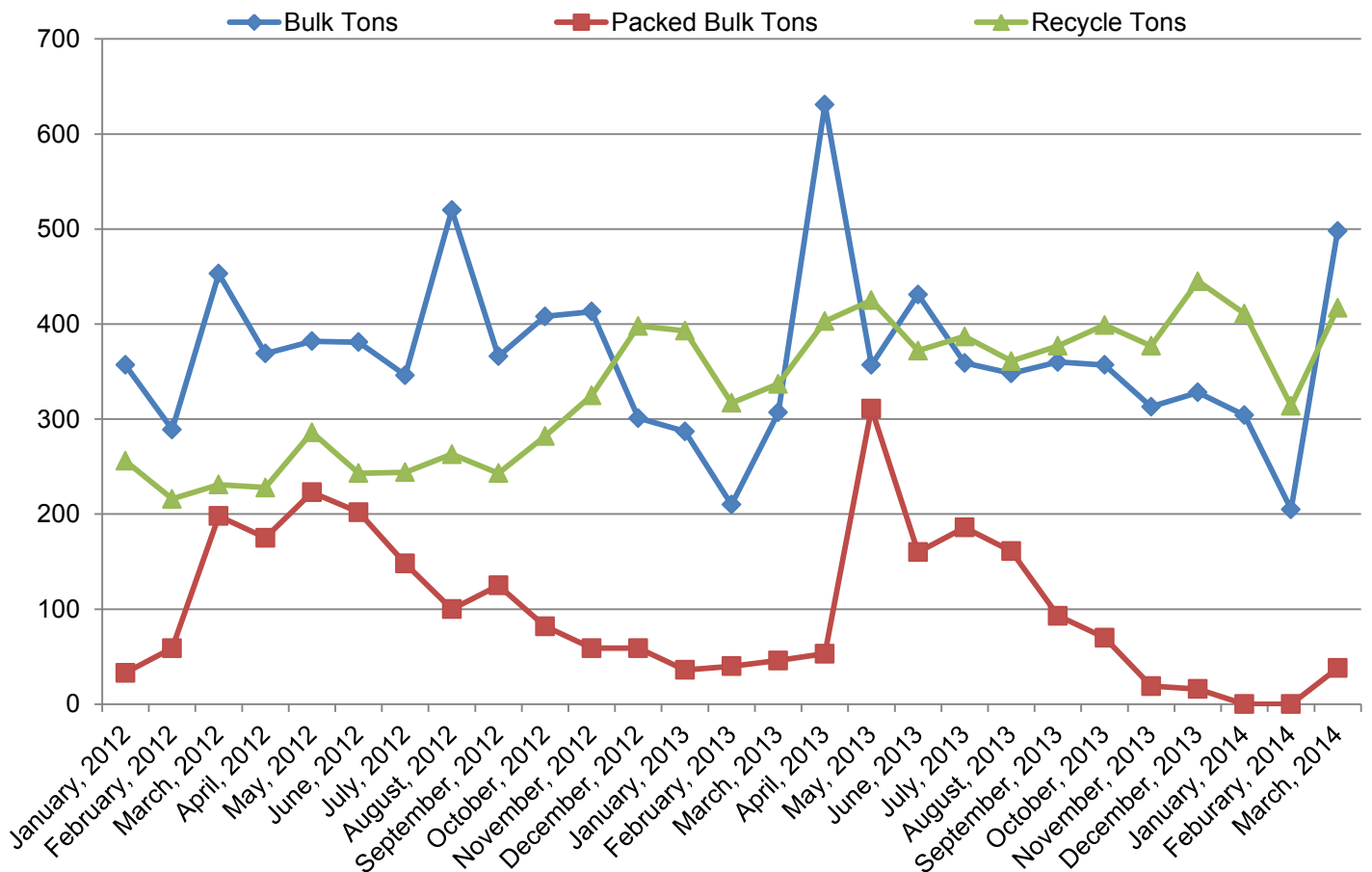
Public Works Department

March 2014 Edition

Solid Waste Division

Approximately 24,500 residences are serviced weekly and an average of 23.94 pounds of household garbage was picked up each week at these locations in March 2014.

2 Year Refuse by Month



Street Sweeping

183 Lane Miles were swept during the month of March.

Medians

26 Medians were swept and cleaned in March.

Alleys

All 10 Alleys in the downtown area were swept and cleaned in March.

Engineering Division

CITY OF BLOOMINGTON PROJECTS	STATUS
Street & Alley Repair, 2013-14	In Construction (83% Complete)
General Resurfacing, 2013-14	In Construction (93% Complete)
Pavement Preservation, 2013-14	In Construction (75% Complete)
50/50 Sidewalks & Handicap Ramps 2013-14	In Construction (75% Complete)
2012 Maintenance Contracts (Utility Maintenance)	Construction Complete
2013 Maintenance Contracts (Street, Utility, Grading, Traffic Signals)	In Construction (20% Complete)
2013 Washington St Micro-surfacing	In Construction (99% Complete)
2013 Sump Pump Drainage Program	In Construction (0% Complete)
Eagle Crest East Pump Station Improvements	In Design (15% Complete)
Locust Colton CSO Elimination, Phase 1	IEPA Loan Close Out
Locust Colton CSO Elimination, Phase 2	In Design (80% Complete)
Hershey Road: Hamilton Road to 750' South	In Design (60% Complete)
Highland Golf Course Storm Sewer	Construction Complete
HoJo Pump Station	In Design (25% Complete)
Maizefield CSO Elimination Study	In Design (50% Complete)
Kensington Sewer Repair & Channel Lining	In Design (5% Complete)
Jackson Street Sewer	In Design (30% Complete)
Traffic Signals and Intersection Improvements @ Keaton & GE, Hershey & Clearwater, Hershey & Arrowhead	In Design (40% Complete)
Lutz Road Widening from Morris to Luther Oaks	In Design (20% Complete)
Fox Creek Road & Bridge Improvements	In Design (0% Complete)
Downtown Street Lighting Master Plan	In Design (80% Complete)
Lake Bloomington & Evergreen Lake Dam Breach Study	In Design (15% Complete)
Bicycle Master Plan	In Design (25% Complete)
Bond Resurfacing, 2014-15	Council Awarded Contract
Sidewalk & Ramp Replacement - Bond 2014-15	Council Awarded Contract
Pavement Preservation, 2014-15	Council Awarded Contract

PRIVATE DEVELOPMENT PROJECTS	STATUS
Commercial Site Plans	8 Plan Sets Reviewed
Scharf PUD Sanitary Sewer	Punch List Items
Grove Subdivision, 4 th Addition	Punch List Items
Grove Subdivision, 5 th Addition	In Construction (99% Complete)
Empire Business Park, 5 th Addition	In Construction (10% Complete)
Wingover Apartments	In Construction (99% Complete)
Wingover Apartments East	In Construction (99% Complete)
Harvest Pointe – Phase II	Punch List Items
Links at Ireland Grove	Punch List Items
Loeseke Sanitary Sewer	Punch List Items
Fox Hollow Subdivision	Punch List Items
Fox Creek Village, 3 rd Addition	In Construction (99% Complete)
Fox Creek Village, 4 th Addition	In Review
Wittenberg Woods	Punch List Items
Cedar Ridge, 2 nd Addition	In Construction (0% Complete)
HIGH SPEED RAILROAD PROJECTS – UPRR*	STATUS
Market Street Railroad Bridge Replacement	In Design (90% Complete)
Washington Street At Grade Crossing Improvements	In Design (90% Complete)
Miller Street At Grade Crossing Improvements	In Design (90% Complete)
Six Points Road At Grade Crossing Improvements	In Design (90% Complete)
Fencing Improvements along Railroad Right-of-Way	In Design (90% Complete)

*These projects are being designed and constructed by consultants and contractors working for the Union Pacific Railroad in support of the State's High Speed Rail project.

March 2014 Overweight Loads	6 issued Permits for \$705.00
March 2014 Dumpster/Traffic Control	9 Permits - \$250 (Waived \$0.00)
Customer Service Calls	
March 2014 Call Center	3,163 Calls into Call Center
Erosion Control/Complaints Inspection Report	
New/Maintenance Erosion/Storm Water Management Inspections	151
Erosion/Storm Water Management Complaints	3
Inspection & Complaint Files Closed	2



When ice and snow cover the traffic lights

A slushy, wet downpour of snow fell March 12 -- the type of snow that clings to objects like trees and street signs. The wind howled from the north, sending the precipitation almost sideways. And motorists driving south on roads like Veterans Parkway got a horrifying taste of a new engineering dilemma that accompanies the era of energy-efficient LED traffic lights.

With the icy, snowy mix clinging to the traffic signals, discerning whether a light was red, yellow or green became exceedingly difficult.

Some motorists obeyed the traffic rule: If you can't tell what color the light is, you are supposed to stop as if at an all-way stop intersections. Others did not obey. Near misses abounded and Public Works employees rushed to clear off traffic lights with scrapers and with their gloved hands.

LED lights have numerous advantages. They last longer and use less energy. They are brighter and reflect better.

These cost-efficient LED lights also do not generate heat like the incandescent lights they replace. And that is a problem during a storm like the one on March 12. Incandescent lights are hot enough to melt snow and ice on the street light lenses. LED lights are not.

Various companies are marketing fixes. The City tested one, but the results disappointed. The picture below shows a traffic signal mast arm with three signal heads. One signal head has a snow-removal visor but in the picture, and on the ground at the time, it seemed to do no good. (The signal head with the visor is the one on the left, incidentally.)



The problem should not occur regularly, according to material from the Institute of Transportation Engineers. The Institute convened a workshop on the subject in December 2012, and notes from the session showed that the problem occurs during exceptionally wet snowfalls combined by harsh northern winds followed by dropping temperatures.

During the workshop, the Wisconsin Department of Transportation reported having a serious problem with ice and snow build-up on its LED lenses on average twice a year since it installed LED lights in 2006. The Institute participants reported limited satisfaction with the snow-resistant visors and lens shields. A thought arises about installing miniature heaters in traffic devices, but with it comes a question about how the heaters would affect the energy savings of LEDs.

For now, the best answer in the high-tech-everything world seems to be elbow grease. The New York State Department of Transportation reported this method for traffic signal lens clearing: "Personnel quickly remove packed snow with long paint roller extensions equipped with a brush."



PR&CA Director



John Kennedy

Parks, Recreation & Cultural Arts Department

March 2014 Edition

Bloomington Center for Performing Arts (BCPA)



March Madness ensued with a visit from Alice in Wonderland’s Mad Hatter on March 7th. Stunning decorations (photo, left) and lighting adorned the BCPA lobby while participating in the Downtown Bloomington Association’s First Friday event.

In addition, the BCPA hosted sixty-six more March functions including community-based programming and rental events. This is nineteen more total events than March 2013. Functions included the Sound of Illinois Chorus 72nd Annual Show – Songs of Sinatra, An Evening With Ernie Haase & Signature Sound, the American Passion Play in their 91st season – rehearsals and show, Illinois Symphony Orchestra: Powerful Promise, American Association of Scottish Rite, BASSET Training, Student Spotlight show, BCPA tour, piano lessons, Heart of Illinois Band Day, improvisation classes, commission meeting, TheatresCool classes and more.



The BCPA also hosted over 750 students on March 5 for the Student Spotlight Series, *Teacher From the Black Lagoon & Other Storybooks* (picture, left). This particular show featured famous children’s literature books including the title show and *Dogzilla*, *Grumpy Bird*, *I Want My Hat Back*, *Lily’s Purple Plastic Purse*, *Love Splat*, *Splat the Cat* and *The Grasshopper and The Ant*, all in a 60-minute performance. Students were amazed and teachers pleased to add this as a curriculum enhancement opportunity. Here are two post-show survey

comments from educators regarding this show:

- “Our classroom read several stories before and will read the rest after the event. This leads itself to doing comparison activities. We do reflection write activities. Students write/draw their favorite parts, etc.”
- “We all really enjoyed it. Well done!”

The BCPA starting selling collector cups during the 2013-14 season. Patrons can choose a 16 oz. or 10 oz. size. Not only do they look great, but the cups allow patrons to have drinks in the theater during a show! The cups have a lid that snaps on to protect against spills and the BCPA logo is printed on the side. These cups were created to increase the patron experience at the request of our patrons.

Golf Division

The month of March kicks off the unofficial start to the golf season. The courses typically see the first rush of rounds played and golfers begin to turn their attention to getting out to play a couple of times to shake the rust off their game. Unfortunately, this March saw weather eerily similar to last March with zero golf playable hours reported by the Cognilogic Weather Service. March typically averages 60 playable golf hours. Despite the cold temperatures and continued snowfall, the courses were able to see a few extra hundred rounds played and a nice increase in total revenues (up +\$33,495) compared to last March. This increase in revenues should be tempered as much of it is due to the



earlier purchases of season passes. Should the area receive an average to slightly above average weather month in April, it's hopeful that the courses can match or slightly exceed fiscal year revenues from FY13, which is always encouraging.

A highlight of the month was hosting the Illinois Heartland Junior Tour at The Den at Fox Creek on

Sunday, March 30th. Sixty junior golfers, both boys (photo, above) and girls (photo, right), from throughout the state came into the community for a great competition. Many came in days prior to the event to practice the course and enjoy what the community has to offer. The tour will be returning again this summer to play at Prairie Vista.



Marketing efforts for the courses began in earnest in this month. Staff is spending resources currently to highlight



the unique qualities of each of the City's courses and the benefits of purchasing passes that are good at multiple courses, not just at one course, as is common. Staff is also excited to enter into a new TV advertising package with the CBS affiliate to advertise the City courses in 13 PGA Tour events over the season, including in the post-round coverage of The Masters. Staff continues to work through a variety of media outlets such as social media, email marketing, television and the radio, to make sure that the word on the City courses is being received.

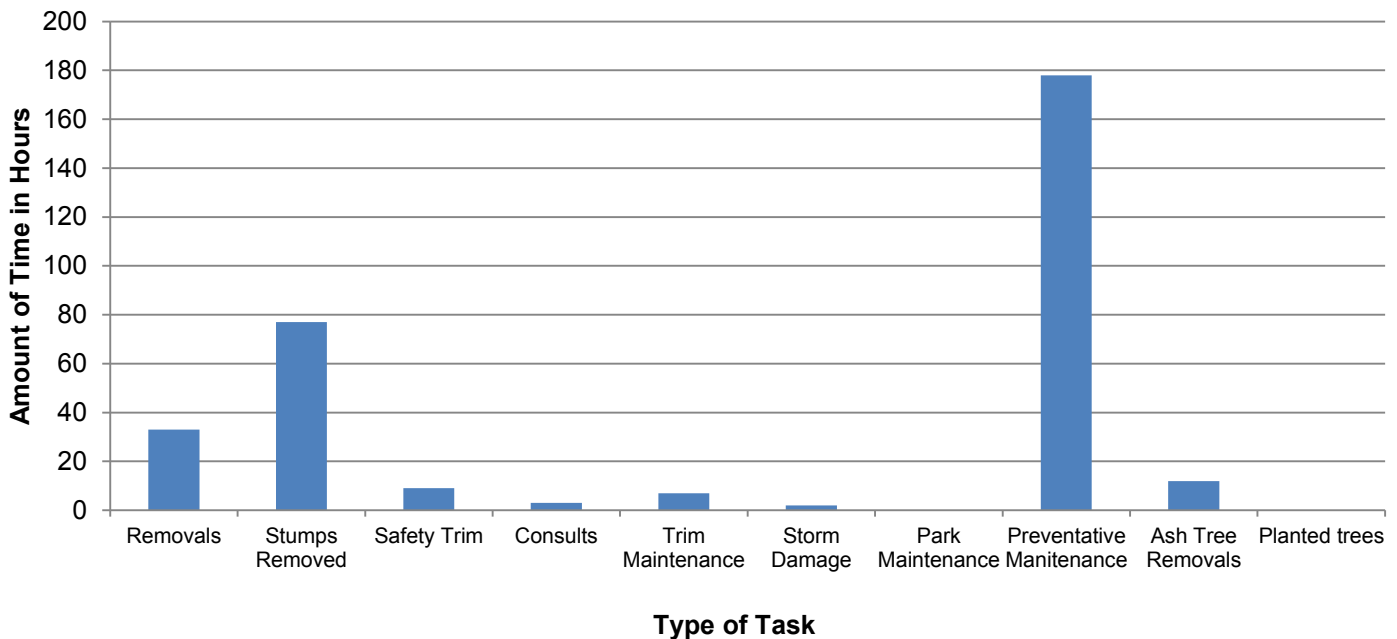
The new pump station for Prairie Vista(photo, left) has been installed and staff is now just waiting for the weather to warm up to pressurize the system. With cooperation from the Parks division, Public Works department and the Water department, staff was able to complete

the entire installation process in-house. This work being done in-house saved an estimated \$10,000 to \$12,000. Thanks to the other departments for their cooperation and to the course greenskeepers who ensured the work was done correctly.

Horticulture

The Park Maintenance Horticulture staff is comprised of three fulltime Horticulturalists, three fulltime Laborers and one Light Operator. They are assisted by eight seasonal people that work nine months a year and seven seasonal people that work from May until August. The current seasonal staff has been laid off starting December 1. The City’s mowing and maintenance program is divided into five different sections. There are three different sections of Parks that are managed by the Horticulture staff. The fourth section is considered a walk-behind route which includes City Hall, downtown Bloomington, fire stations and any smaller piece of property that we maintain. These areas are supervised by one of the Horticulturalists. The final area is right-of-way mowing. This area consists of 142 different locations throughout the City of Bloomington. These right of way areas include detention ponds, parkways and ditches. These areas are maintained and supervised by two fulltime and one part-time employee.

Forestry Division Trees Worked on by Job Task: March 2014



During March the Horticulture staff began the task of cleaning and removing the trash and debris from all the City parks. This is an annual occurrence of trash buildup over the winter months that the staff removes. Some of the seasonal staff returned to work in March and helped the Horticulture staff with the cleaning of the parks. Staff also began plant bed maintenance and any landscape pruning that need to be completed. The Horticulture staff also began mulching park plant beds and should be completed sometime in late April.

The Horticulture staff with the help of the City’s Turf Specialist began preparing Eagle View Park for a spring grass seed planting. This is a very labor intensive project that includes re-grading of the soil that might have washed away from the winter ice and snow. This work also includes filling in any erosion holes or cracks in the soil. Throughout the late winter and early spring the Horticulture staff

monitored the park drainage patterns and will make any corrections needed to the contour of the landscape prior to seeding. This will help maintain healthy turf and maximize optimal park drainage. The Horticulture staff did install a new storm drain and drainage tile in the fall that seems to be working perfectly.

Forestry

The Forestry staff consists of three fulltime Foresters and six seasonal staff that work nine months a year. The staff is broken up into three different crews, one Forester and two seasonal staff per crew. From December until March the Horticulture staff and Park Maintenance Laborers help the Forestry staff when the seasonal staff is laid off. One crew concentrates on doing preventative maintenance. Preventative maintenance is considered to be the removal of all dead wood and low hanging branches of all Parkway trees. The section staff is currently in is Section B-4 which is south of Oakland Avenue and west of Route 150. The Forestry staff completed 178 maintenance trims in March in section B-4. This is the largest preventative maintenance area. The second and third crews work on citizen-generated work orders and any big removals. The final Horticulturalist heads up the stump removal team whose duties include securing a JULIE locate, removing the stump and filling the hole with dirt and grass seed. The Forestry staff removed 77 stumps in the month of February.



During the month of March the Forestry staff removed 33 trees. Of those 33 trees, 12 were Ash trees. The Forestry staff has identified 179 street Ash street trees that will be removed beginning in early spring. The total number of Ash trees removed in 2013 was 576. The Forestry staff completed the removal of all Ash trees that were deemed hazardous and is beginning to remove trees that are known to be infested with the borer.

The Forestry division was notified by the National Arbor Day Foundation that for the 27th consecutive year Bloomington is recognized as a Tree City USA member. To

become a Tree City USA, a community must meet four standards: a tree board or department, a city tree ordinance, a comprehensive community forestry program, and an Arbor Day observance. The City of Bloomington's Forestry department meets or exceeded all desired criteria. Forestry also received a Tree City USA Growth Award. To achieve this award a municipality must equal or exceed its previous Tree City total expenditures. The department must also complete any two of the four categories required. Those categories are Education and Public Relations, Partnerships, Planning and Management and, lastly, Tree Planting and Maintenance. The Forestry staff completed a tree inventory (staff completed a City-wide Ash tree inventory and analysis). Staff also completed tree preservation (Staff treated 93 Park and 84 Street Trees for the Emerald Ash Borer)

Utility

The Utility staff consists of four fulltime Utility people and three part-time employees who work ten months. Each Utility worker has a specific area of repair or maintenance they concentrate on. One

Utility member's main area of focus is the two swimming pools, three water spray areas and all the public fountains. This staff member is responsible for the preventative maintenance, operations and chemical balancing. The second Utility staff member is responsible for the maintenance and operation of all the HVAC systems in the parks, Zoo, golf courses, Coliseum and Pepsi Ice. The third member of the Utility team is responsible for any park projects and repair. The final Utility staff member helps with playgrounds, shelters, bathrooms and anything else that might need to be repaired. The Utility staff is currently down one team member who is out with a back injury.

The Utility staff concentrated on building maintenance at the Zoo, BCPA, Lincoln Leisure Center, Prairie Vista and the Coliseum during March. The Utility staff spent a lot of time at the Coliseum on HVAC and building maintenance. Some projects include addition of calcium chloride in the warm brine for the ice rinks, repair of the kitchen exhaust hoods so they functioned more properly, repair of a roof leak under RTU # 2, repair of loading dock exhaust fan and replacement of belts and serviced the air handler.

Other Utility projects include:

- Monthly light inspections and repair at all parks and facilities
- Monthly HVAC inspections and repair at all parks and facilities
- Monthly HVAC inspections and repair at the Coliseum and the BCPA
- Replaced playground parts at PJ Irvin and O'Neil
- Installed new wire and lights around the train at Miller Park
- Replaced roofing on two shelters at White Oak that was damaged during the windstorm
- Installed new control system at Miller Park spray pad
- Fixed broken fence at Masonic shelter
- Two Utility members attended DIOSH Day in Peoria (safety training)

Recreation



Spring Break Programs were held Monday through Friday of the District #87/Unit #5 spring break. Each day had a different theme with activities from 7:30 am – 5:30 pm. There were 118 individuals who registered for one or more of the days. In 2013, 91 registered, but there were only 4 days of programs due to Good Friday being the last day of the spring break week. In the past very few people have registered when the program was offered on Good Friday. This year had five days. Every day included activities at Lincoln Leisure Center and then an offsite trip, with two of the days being out of town.

Afterschool Basketball had the last games the first Saturday in March. The next session of afterschool sports is flag football which starts in April. Registration is ongoing.

In March pickleball equipment (photo, left) was purchased since there was large interest after the clinic in February. Two tennis courts in Miller will be converted to pickleball courts.

Total March revenue was down by \$2,664 due to softball. All other areas were up. Total number of programs offered was up by 14, but participation was about the same as last year.

Softball League sign-up began and ended in March. Twenty-seven teams registered which is down 14 teams from 2013. This was a decrease of \$5,600 in revenue. Staff talked to some of the managers who did not sign up again and they said their reasoning was no one wanted to take on the responsibility of being manager. The revenue for adult softball was received in March and is reflected in the total for adults. The number of leagues and number registered will not be entered until May when the leagues start. Softball is on a decline. This may be the last year that it is offered through the department.



Pepsi Ice

Learn to Skate and Learn to Play numbers continue to be strong. New classes (Winter 2) started in March.

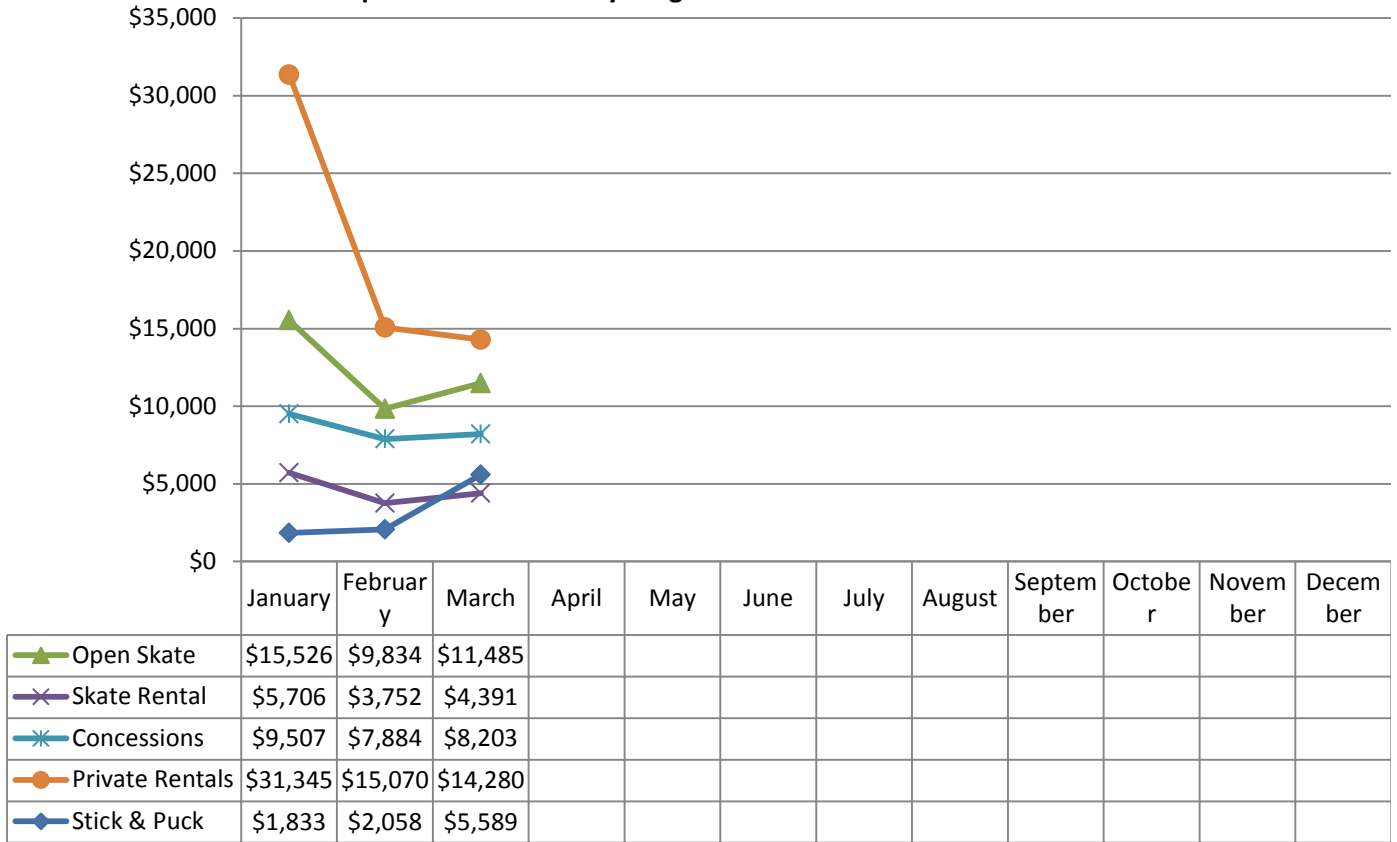
Open Skate (photo, right) numbers were up slightly over 2013. The weather continued to be cold in March so people were still doing indoor activities. Good attendance was seen at the daytime skate sessions during the local school district's spring break week.

The Annual Fall and Winter/Spring Youth Leagues had their Hockey Banquet at the Double Tree Hotel on March 9. Over 400 individuals attended. The celebration of Joe Olson, the Hockey Director, being inducted into the Hall of Fame continued.

Spring Youth League registration is up by four teams compared to the 2013 registration. Income was received in February and March. The overall income will be less due to a shorter season.

Ice rental is slightly down. Bloomington Youth Hockey had fewer teams using the ice in March as they were out of the playoffs. There were fewer days available this year in the Coliseum as the Flex basketball season took up more available ice. When possible any give back ice was taken from the Coliseum and used in the Pepsi Ice Center to reduce expenses. In addition, Pepsi Ice is internally running the higher end camps for spring rather than contracting to outside groups. This reduces the ice rental revenue while increasing the Youth Hockey revenue.

Pepsi Ice Center Montly Program Revenue Calendar Year 2014



Year to date the overall revenue is down by \$8,837 compared to 2013. The closed parking garage and the severe weather are the probable causes.

Special Opportunities Available in Recreation (S.O.A.R.)

Special Olympics

Two of the S.O.A.R. Special Olympics Basketball teams advanced to the Illinois Special Olympics State Basketball Tournament which was held March 15 – 17 at Illinois State and Illinois Wesleyan. They both placed second in their divisions. One of the basketball teams was invited to play at halftime of a Chicago Bulls Game on March 13. This was perhaps a once in a lifetime opportunity for the players.



The March weather once again caused havoc with Special Olympics practices for the soccer team, bocce players and track athletes. All practices had to be moved indoors for the entire month due to the cold plus the snow at the beginning of the month.



Weekly Programs

Many of the six-week long programs came to an end the week of March 24 and a new set started the last week in March. A variety of craft, cooking, dance and fitness programs started.

Special Events

Four special events were held in March: Peoria Rivermen Hockey, Bingo Bingo, Lunch & a Movie and the Chicago Bulls Game.

Staff Hours

Hours for staff in March 2014 were 562 more than those for March 2013, but there were five Mondays in 2014 versus only four Mondays in 2013. This skews the numbers. This includes all of the Recreation Division (S.O.A.R., Pepsi Ice, Recreation, and Aquatics). There were 562 more for Pepsi Ice and a hundred more for S.O.A.R. Other areas had fewer hours.

Volunteer Hours

Pepsi Ice uses a large number of volunteers in their youth hockey program as coaches. The season ended in the middle of March so there were lower numbers than in previous months.

S.O.A.R. had a large number of volunteers in March. Most of the volunteers were ISU students fulfilling class requirements. Two parents volunteered as coaches for the Afterschool Basketball program which started the last week of January plus there are still two sports interns helping with programs.

Program	# Volunteers	# Volunteer Hours
Afterschool Basketball	2	20
Hockey	62	214
S.O.A.R.	87	424
Interns	2	65

Zoo Division

Admission Revenue

March 2014: \$15,897.75

March 2013: \$13,266.30

Revenue from the gate admission was 6.4% up for the current fiscal year compared to last year's revenue. Last year, the revenue raised from admissions broke the all-time record for the Zoo in a fiscal year. Admission prices were raised on May 1, 2012. Cooler temperatures in March diminished attendance.

Attendance

March 2014: 5,564

March 2013: 4,761

Attendance was 6.9% up for the current fiscal year compared to last year's attendance. Cooler weather during the month hurt attendance and other categories this month.



Education

March 2014: \$7,448.50

March 2013: \$2,522.00

Revenue from Education Program Fees and Rentals were up 9.8% for the fiscal year compared to last year.

Concessions, Carousel and Animal Food Sales

March 2014: \$782.85

March 2013: \$73.39

Revenue from Concessions, Carousel and Animal Food Sales is 30.2% up for the current fiscal year compared to last year's numbers. A Hurricane Simulator was added for a guest amenity. It is a cost share with a vendor and has been more popular than expected.

Animal Collection

Acquisitions: Animals added to collection by transaction or birth/hatch

- 1 Common Wallaroo
- 2 male Saffron Finch
- Male, Female Bananaquit
- Female Red-Capped Cardinal
- 3 African Hedgehog
- Female Ring-necked Dove
- 2 female San Clemente Island Goats (photo, right)

Dispositions: Animals removed from collection by transaction or death

- 1 Eastern Box Turtle
- 1 Budgie
- 1 Koi
- 1 Golfodulcean Dart Frog
- Female Bananaquit
- 1 African Hedgehog
- 1 Short-tailed Opossum

Staff

Staff worked on animal transactions (13 pending).

Staff worked with Miller Park Zoological Society staff as both staffs prepare for fundraising events, which are the beginning stages of a new fundraising strategy.

Notes

Held special event, Bunny's Birthday Party (photo, right).

Initiated Quarters for Conservation program. \$0.25 was added to the price of a carousel token. This quarter will go to the Zoo's Conservation Fund.

Announced North American River Otter pups this month. Many media interviews were conducted. Over 12,000 people saw the Facebook post.





ED Coordinator



Justine Robinson

March 2014 Edition


Economic Development

Meetings Held: 31

- Expansion: 0
- New: 3
- Retention: 4
- Developer: 3
- Networking: 5
- Education/Training: 0
- Council/Commission/Committee: 9
- EDC of Bloomington-Normal: 4
- DBA: 2
- Media: 1

Economic Development Council of the Bloomington-Normal Area One Voice Program:

March 4-6, Mayor Renner, Council woman Sterns, City Manager David Hales and Economic Development Coordinator Justine Robinson attended the Economic Development Council of the Bloomington-Normal Area's (EDC) annual One Voice program. In its eighth year, this endeavor provided an opportunity for area leaders and representatives to take specific community projects before key congressional staff and elected officials in an attempt to raise awareness and seek funding sources. Specifically, conversations during the 2014 trip focused on mental health as well as logistic/warehousing economic development at the Central Illinois Regional Airport.



Bloomington-Normal
ECONOMIC DEVELOPMENT COUNCIL

More information on the 2014 One Voice trip can be viewed by clicking [here](#).

McLean County Chamber of Commerce Business Before Hours Central Illinois Regional Airport: The McLean County Chamber of Commerce hosted its monthly Business Before Hours at the Central Illinois Regional Airport on Wednesday, March 26, 2014. Dozens of community leaders and business professionals gathered to learn more about the economic engine, which offers daily flights to Atlanta, Chicago, Dallas-Ft. Worth, Detroit, Minneapolis-St. Paul and beyond on carriers such as American, Delta, Allegiant and Frontier. For more information on CIRA, please visit their [website](#).



Marketplace Fairness Sales Tax Resolution: On March 24, 2014, the Bloomington City Council unanimously adopted a resolution in support of the Marketplace Fairness Act of 2013. According to the International Council of Shopping Centers, (ICSC), the Marketplace Fairness Act of 2013 (S. 336/H.R. 684,) represents bipartisan legislation that would close the online sales tax loophole and bring long overdue fairness to brick-and-mortar retailers, all without adding to the federal deficit, creating new taxes or increasing existing taxes.

The Marketplace Fairness Act will help level the playing field for brick-and-mortar retailers, while restoring states' rights to establish and enforce collection of their own sales taxes. Currently, states are deprived of this right because they cannot compel online retailers and other out-of-state sellers to collect sales taxes, even though the tax on those purchases is currently due. Under existing tax laws, consumers are required to pay the sales tax on purchases made from out-of-state sellers directly to the state when the retailer does not collect it on their behalf. However, this requirement is an impractical and cumbersome burden on consumers, as well as inefficient tax collection policy. By correcting this inefficiency through the Marketplace Fairness Act, Congress will give states the ability to avoid increasing taxes on in state consumers and businesses.



The Illinois Department of Revenue released a report titled "Estimating Illinois' E-Commerce Losses", to which an update was issued in June 2011. Within this report, the Department estimates losses of \$197 million in sales tax revenue in FY 2013 as a result of online purchases. If this estimate holds true, based upon a high level calculation which indexes to the State's FY 2013 disbursements, the City has the potential to receive an additional \$1,182,000 in sales tax revenue if the Marketplace Fairness Act is enacted (Illinois Department of Revenue).

For additional information on the Sales Tax Fairness Act, please watch the following [video](#).

McLean County Chamber of Commerce Ribbon Cuttings: The [McLean County Chamber of Commerce](#) coordinated two (2) ribbon cuttings throughout the City of Bloomington in March. They included:



○ [Body of Bloomington](#) – 115 Krispy Kreme Drive



○ [Tony Roma's](#) – 1601 Jumer Drive



Human Resources Director



Emily Bell

Human Resources

March 2014 Edition

Human Resources serves every department of the City and interacts with every employee from start to completion and throughout their careers, as well as prospective employees. The Human Resources staff of seven (7) fulltime and two (2) temporary have six primary focus areas: Employee Recruitment and Hiring; Employee and Labor Relations; Compensation and Benefits; Training and Development, Employee Wellness and Community Relations.

- Processing FOIAs, subpoenas and requests for information.
- Worked with consultant on reviewing executive and sworn command staff pay ranges.
- Coordination of Fire Entry Level Hiring List.

Current Vacancies	Position Status
Telecommunicator	In process
Development Manager (BCPA)	In process
Accountant	In process
Support Staff IV – Public Works	In process
Sergeant	In process
Police Officer	In process
Firefighter	Process of Establishing List
Firefighter	Process of Establishing List
Firefighter	Process of Establishing List
Firefighter	Process of Establishing List
Communications Manager	In process

	Contract Expiration Date	Number of full-time employees budgeted for FY 14	Current Status
Non-Sworn Bargaining Units			
Local 362 Support Staff	4/30/2013	30	Currently Negotiating
TCM Group	4/30/2011	16	Settled
Lodge 1000	4/30/2014	38	Settled
Local 699 Library	4/30/2014	30	Settled
Local 699 PW/Pks	4/30/2014	108	Settled
Local 362 Parking	4/30/2013	4	Currently Negotiating
Local 362 Inspectors	4/30/2013	15	Currently Negotiating
Sworn Bargaining Units			
Fire Local 49	4/30/2015	103	Settled/Arbitration 6/17/12 on SLBB
Unit 21 (Police)	4/30/2014	103	Settled
Sgts and Lts	4/30/2014	21	Settled
Classified			
Classified (Executive)		13	n/a
Classified		121	n/a



Finance Director



Patti-Lynn Silva

Finance Department

March 2014 Edition

The Finance Department provides a wide range of comprehensive support services which include: accounting, financial administration and reporting, budgeting, audit, treasury management, payroll, billing, accounts receivable, accounts payable, debt management, procurement, local tax collection, audit, and compliance. The Finance Department is comprised of eleven full time employees and one seasonal employee.

March Highlights:

The Finance staff facilitated the March 22nd, Council budget work session and has been occupied providing detailed financial data and answering questions for staff members, as well as the public, in addition to engaging in public outreach. The department will continue to provide these services until the budget is adopted by April 30, 2014. Finance staff has been preparing for the 2014 fiscal year end internally and has scheduled a training and information session for all departments on April 10th to review all items that must be completed prior to or shortly after April 30th. In addition, Finance has begun its testing of the Munis 10.2 upgrade requiring all financial functions be fully vetted prior to the upgrade scheduled for June 13th.

March Accomplishments:

- Electronically Filed Federal and State W-2's/W-3's meeting federal and state deadlines.
- First steps towards reconciling utility receivables and reviewing the Springbrook general ledger system set-up was accomplished.
- Exploration of payroll payment card options to replace issuing paper checks.
- Planned for implementation of new software for Pepsi Ice Center
- Assisted the PACE department with compiling list of properties to place liens on for nonpayment of weed and mowing.
- Facilitated the March 22nd Council Budget Work session providing all financial materials.
- Completed drafts of all ordinances related to the Proposed FY Budget: proposed amusement tax, increase in utility tax, revision of home rule sales tax, and budget adoption ordinance.

Procurement Completed:

<u>RFP</u>	<u>Description</u>	<u>Department</u>
2014-30	Capital Equipment Lease Financing Under review	Finance
2014-43	Miller Park Civil War Monument Conservation Services – Under review	P, R & CA
2014-45	City Wide Street Trees Under review	P, R & CA
<u>BID</u>		
2014-35	City Hall Re-Roofing Underway	Facilities
2014 -41	City-Wide Mowing Awaiting approval	PWD
2014-42	Recreation T-Shirts	P, R & CA
2014-44	Light Tow Contract Awaiting approval	BPD & PWD
2014-46	Traffic Paint Underway	PWD
2014-48	60' Aerial Truck Underway	PWD

Under Development

BPD Training Facility Mold Mitigation

Refinement of City Procurement Code & Policies Underway

Director's Corner: A special thank you to all the Finance staff for the many additional hours and weekends that were spent working on the FY15 Budget, gathering and verifying data, providing analysis and publishing the proposed budget document. The budget process and document continue to improve each year due to the dedication and enthusiasm of our staff

March Revenue

Revenues Earned	Annual Budget	FY2014 YTD	FY2013 YTD	Variance	% Variance
State Sales Tax	\$14,383,100	\$11,461,780	\$12,555,237	(\$1,093,457)	-8.71%
Home Rule Sales Tax	\$15,360,726	\$12,320,928	\$13,141,577	(\$820,649)	-6.24%
Income Tax	\$6,915,120	\$6,719,258	\$6,196,468	\$522,790	8.44%
Utility Tax	\$4,752,396	\$3,582,260	\$3,614,072	(\$31,812)	-0.88%
Food & Beverage Tax	\$4,037,869	\$3,221,294	\$3,144,124	\$77,170	2.45%
Ambulance Fee	\$4,992,127	\$3,364,224	\$3,320,639	\$43,585	1.31%
Hotel & Motel Tax	\$1,380,000	\$1,406,921	\$1,425,939	(\$19,018)	-1.33%
Franchise Tax	\$1,949,011	\$1,647,608	\$1,598,976	\$48,632	3.04%
Replacement Tax	\$1,597,519	\$1,975,055	\$1,725,839	\$249,216	14.44%
Building Permit	\$884,500	\$628,535	\$667,068	(\$38,533)	-5.78%
Video Gaming	\$5,000	\$232,090	\$69,393	\$162,697	234.46%
Local Use Tax	\$1,241,082	\$1,216,318	\$1,116,860	\$99,458	8.91%
Auto Rental	\$90,900	\$74,408	\$75,280	(\$872)	-1.16%
Packaged Liquor	\$842,340	\$796,227	\$699,353	\$96,874	13.85%
Vehicle Use Tax	\$848,400	\$790,655	\$752,041	\$38,614	5.13%



City Clerk

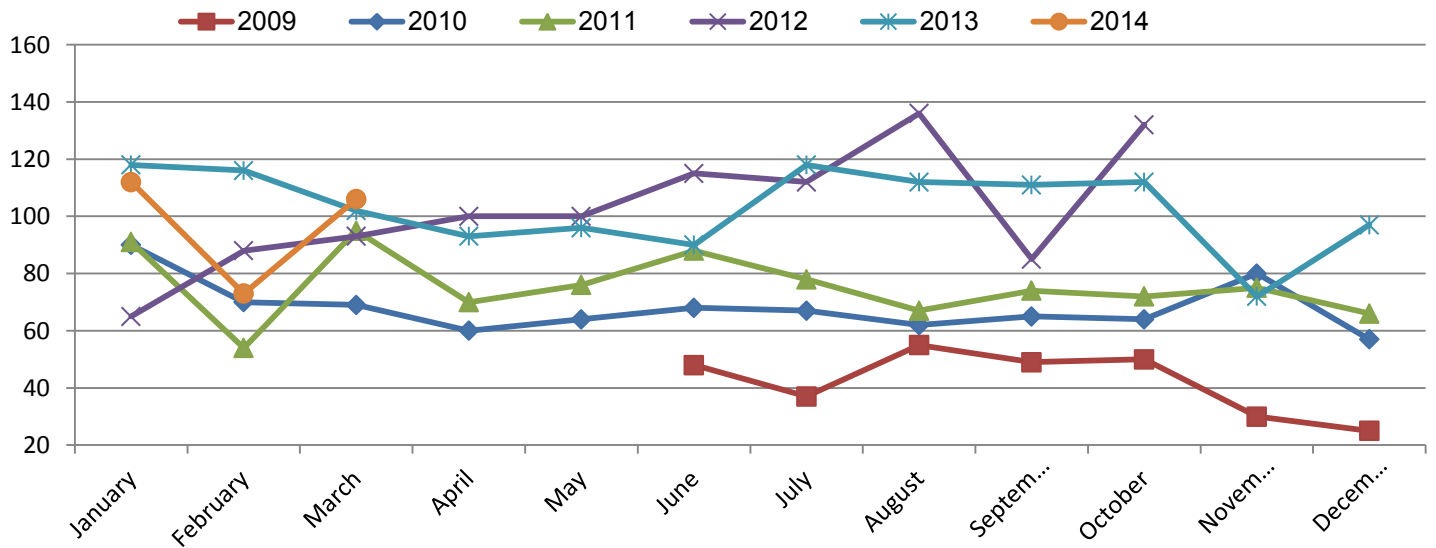


Tracey Covert

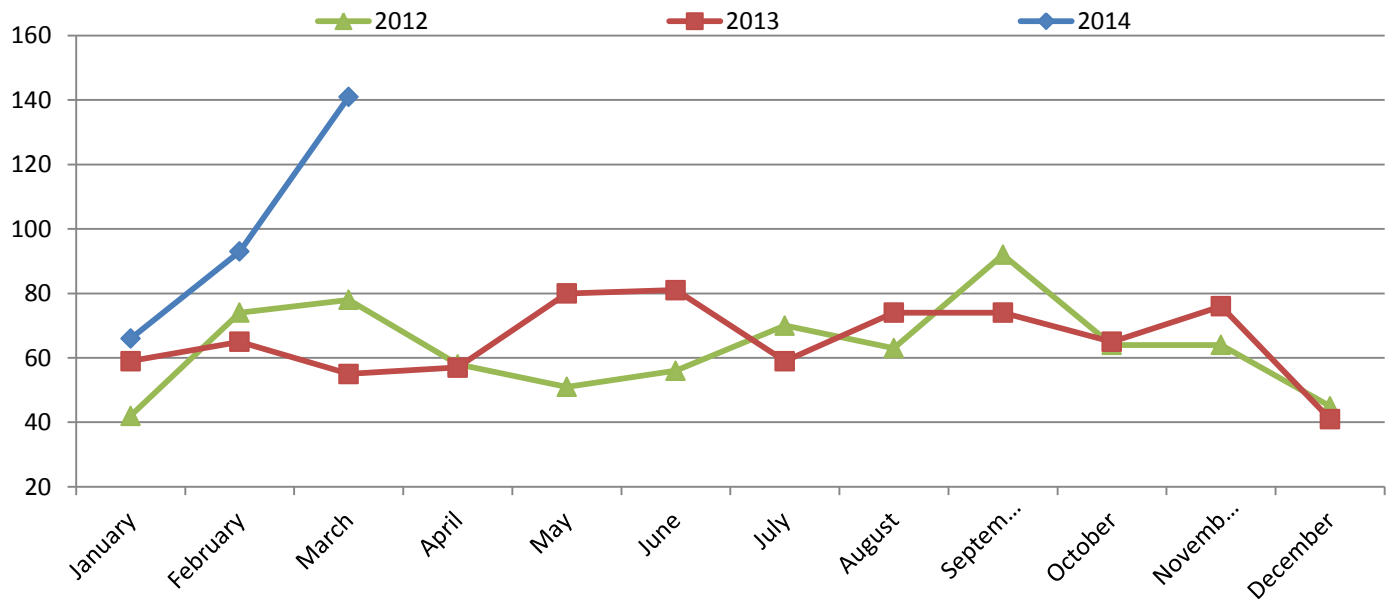
March 2014 Edition

City Clerk

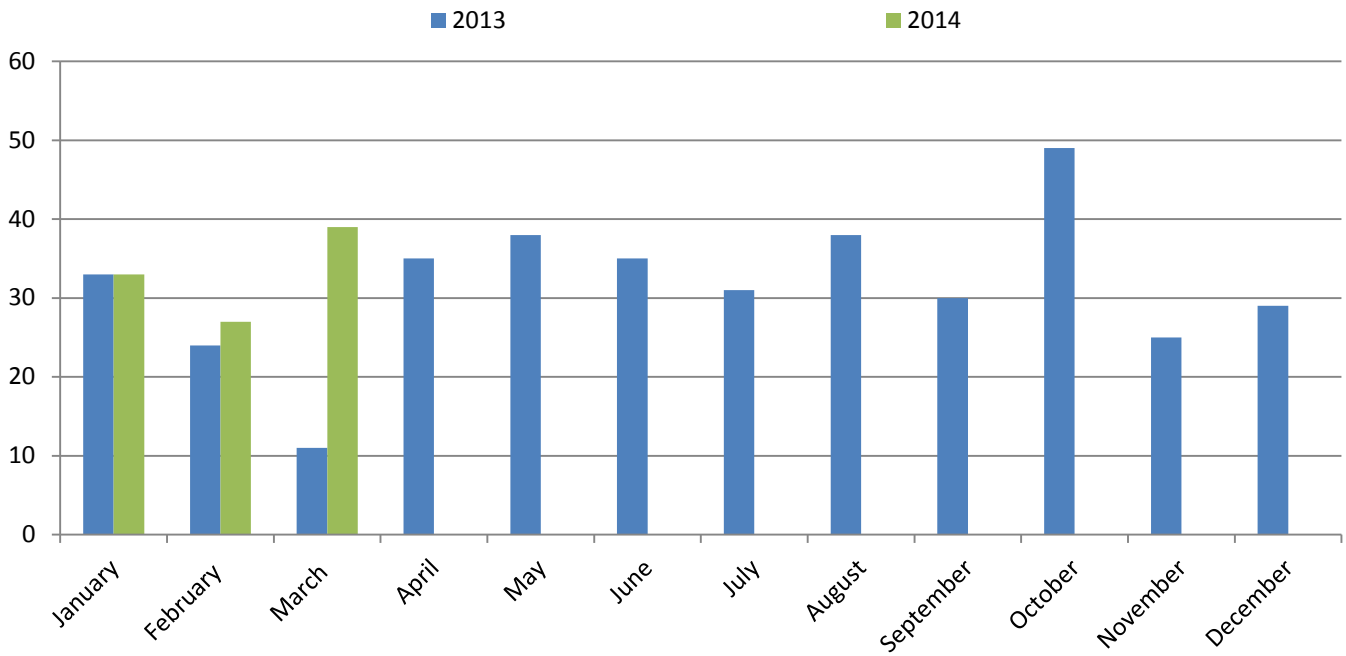
F.O.I.A. Request by Month Since June 2009



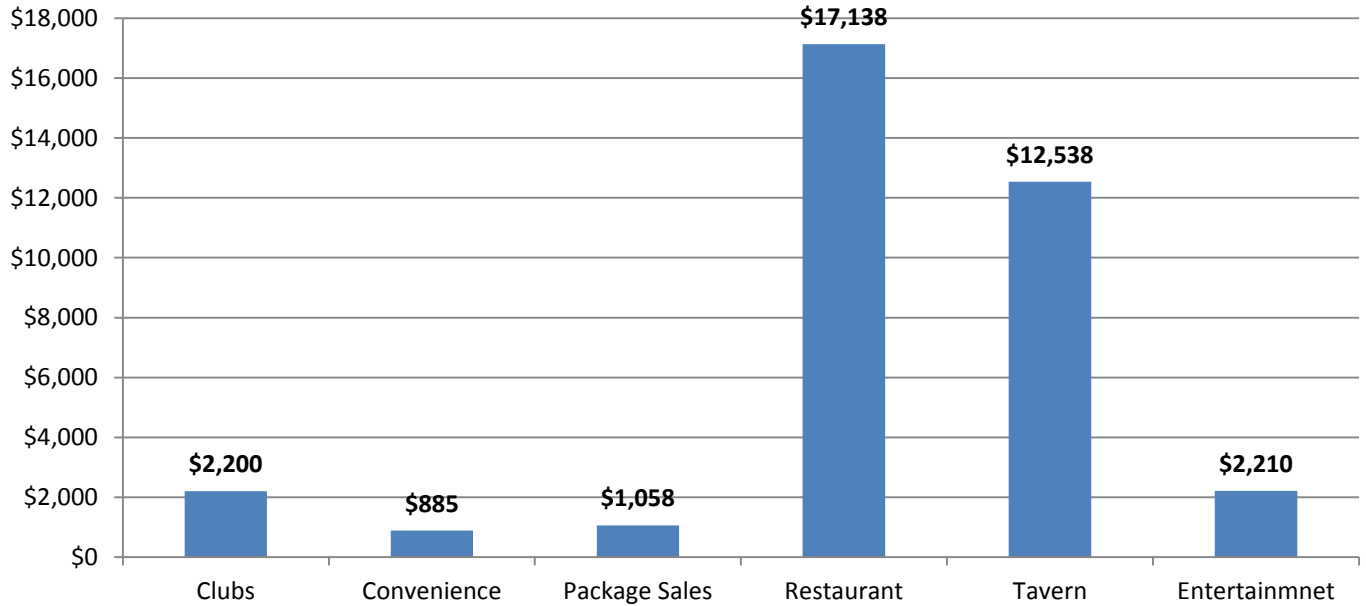
FOIA Average Staff Time per Request in Minutes




Number of Items on the Council Agenda



March 2014 Total Liquor License Fees Collected





Library Director

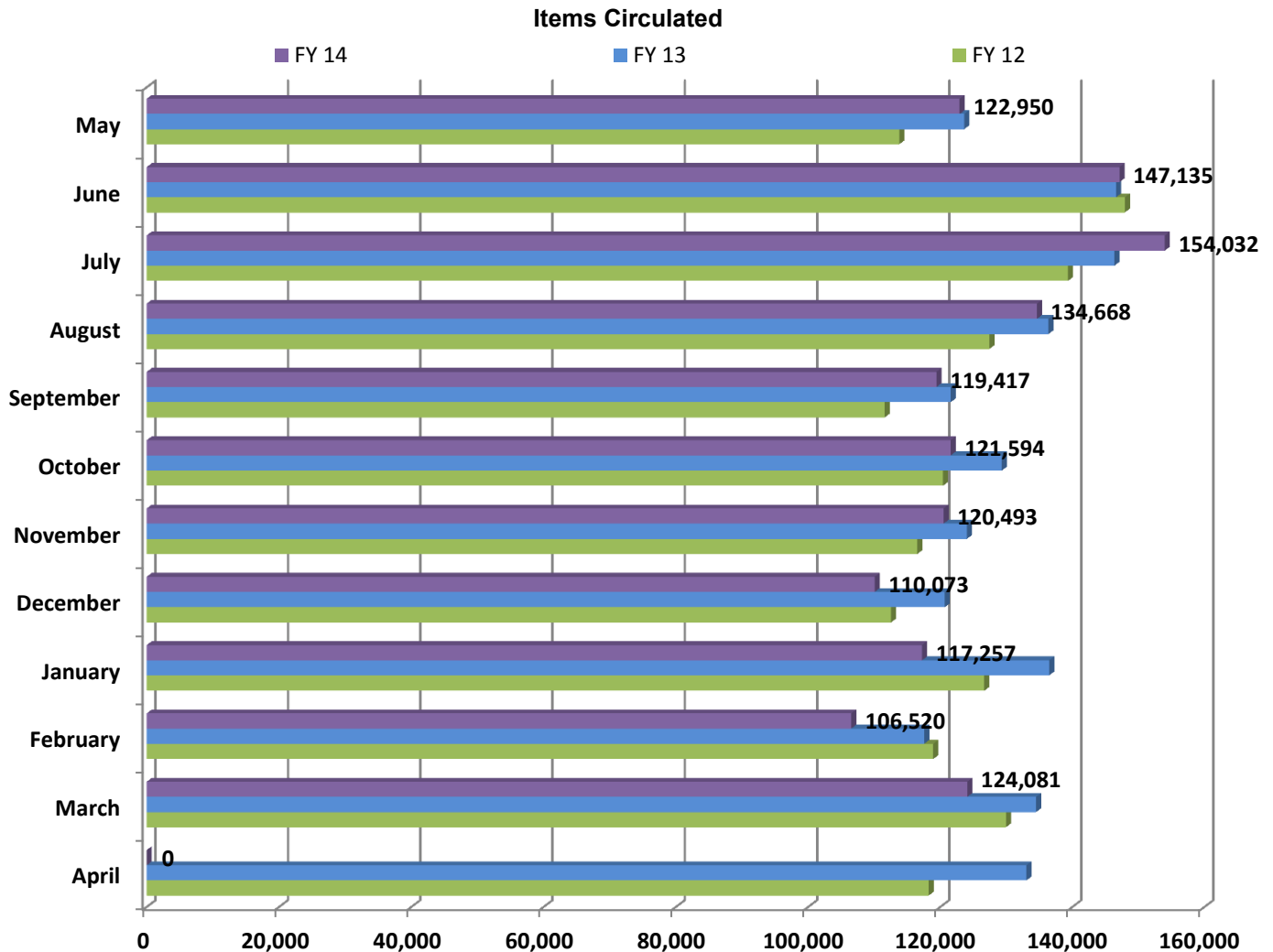


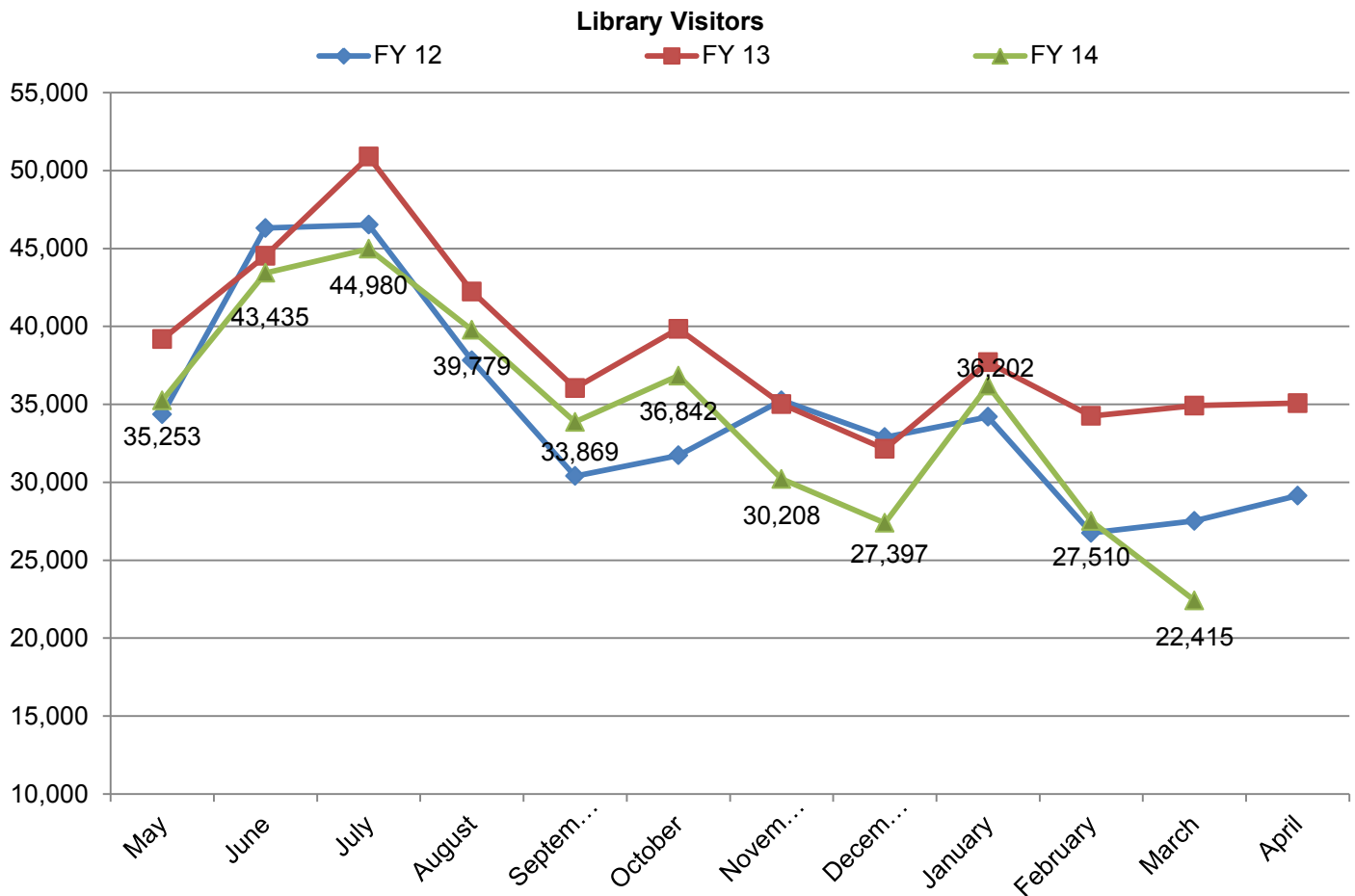
Georgia Bouda

March 2014 Edition

Library

A total of 124,081 items were borrowed in March 2014 compared to 134,521 items lent in March 2013. The Library and Bookmobile had 22,415 visitors in March, a large decrease from the 34,923 visitors in March 2013.





Staff answered 5,052 questions from customers this month.

Programs and Attendance in the month of March:

Children Programs and Attendance

- Dr Seuss Birthday Celebration – 250 attended
- Prime Time Family Literacy Grant – 3 sessions – 253 attended
- Lapsit story times – 6 sessions – 43 attended
- Preschool story time – 4 sessions – 65 attended
- Toddler story time – 6 sessions – 130 attended
- 2nd Saturday story time – 18 attended
- Wiggle Giggle evening story time – 8 attended
- Tales for Tails (read to dogs) – 14 attended
- Trinity Lutheran 1st grade visit – 40 attended
- Stevenson 5th grade visit – 67 attended
- Visited Brigham Head Start – 2 classes – 70 attended
- Visited Little Jewels Day Care – 157 attended
- Visited Milestones Preschool – 13 attended
- Visited Stillwell Head Start – 24 attended

Teen Programs and Attendance

Anime Now – 2 sessions – 12 attended

Teen Tech Week: Stop Motion Animation – 1 session – 2 attended

Project Create: Ductivities – 1 session – 10 attended

Divergent Film Release Party (cosponsored with NPL) – 1 session – 14 attended

The Teen Librarian went to the following schools and promoted books to the teens:

Chiddix Junior High: 60

Parkside Junior High: 85

Adult Programs and Attendance

Fiction – 1 session – 13 attended

Mystery Book Club – 1 session – 8 attended

Nonfiction Book Club – 1 session – 5 attended

Books on Tap – 1 session – 5 attended

History Book Club – 1 session – 9 attended

Sci Fi Book/Movie Club – 1 session – 6 attended

Classic Movie – 1 session – 5 attended

Small Business Series: Social Media Marketing – 1 session – 21 attended

Books, Hooks, and Needles – 1 session – 3 attended

Finances for Women – 1 session – 7 attended

Mail Order Homes – 1 session – 69 attended

16 requests for individual appointments with customers. Topics included the usual of job applications, resumes, email, basic computer & Internet skills, ereaders and converting VHS recordings to DVD.

Principals from District 87 grade schools were invited to the Library for a Story Time. Attendance for each school:

- Sheridan- 17
- Irving – 24
- Bent – 33
- Oakland – 52
- Washington – 75
- Stevenson – 41
- Sarah Raymond - 9

Teen Programs and Attendance

Anime Now – 2 sessions – 17 attended

Project Create: Microwave Munchables – postponed due to weather

The Teen Librarian went to the following schools and promoted books to the teens:

Chiddix Junior High: 80

Adult Programs and Attendance

Fiction – 1 session – 5 attended

Mystery Book Club – 1 session – 6 attended

Nonfiction Book Club – 1 session – 3 attended

Books on Tap – 1 session – 9 attended

History Book Club – postponed to March due to weather

Classic Movie – 1 session – 0 attended (inclement weather on this day)

Small Business Series: Pinterest – 1 session – 14 attended

Books, Hooks, and Needles – 1 session – 1 attended

DIY series: Beading – 1 session – 8 attended

DIY series: Floral Arrangements – 1 session – 11 attended

Normal after the Civil War, a Black History Month program – 1 session – 18 attending

The Adult Winter Reading program ended on March 2. There were 135 registrants and 58 finished. Of these, ten were staff members. Readers needed to complete six adult or teen titles within the weeks of this program.

Compliments to the City

Bloomington Fire Department
Attn: Chief Mike Kimmerling
310 North Lee Street
Bloomington, IL 61701

Dear Chief Kimmerling:

On December 21, 2013 I had occasion to use the services of our Bloomington Fire Department. Let me give you a little history of what happened. I had just finished working my shift as a Von Maur seasonal employee and needed to finish Christmas shopping. I was very much aware of the weather conditions as I saw both city and state road crews out plowing snow and salting for ice.

On my last stop to pick up a gift card as a stocking stuffer at Starbucks, located at Veterans Parkway and Morrissey Drive, I noticed there was a very long line at the drive thru so decided to park my vehicle and walk inside. All was going well until I stepped up on the sidewalk and hit a patch of ice. I broke my fall with the left arm and noticed that my arm did not move in the correct direction and assumed that the left art must be broken. Being the independent individual that I am, I figured that I could simply drive myself to the emergency room. When I tried to stand, I knew that driving was simply not an option so I asked the Starbucks Manager on duty if he would please call 911.

Within a couple minutes, I was delighted to see Firefighter Paramedics Greg Fisher and Tyson Shultz arrive on the scene. These two individuals offered professional treatment and courtesy to ensure that I was as comfortable as possible. Their calming demeanor and constant monitoring of my condition made for an easy transition to St. Joe's Emergency Room. When we arrived at that facility, another friendly face, Firefighter Paramedic Mike Fry was waiting to assist.

These three individuals told the emergency room nursing staff that they didn't want me to go to the triage area but would prefer that I was placed directly in a room. When the nurse questioned their decision and stated that there were no clean rooms because they had been so busy that day, our Firefighter Paramedics asked what room needed to be cleaned and accomplished the task. It was then that I heard them say to the emergency room nursing staff "She is one of us; she always takes care of us and we need to take care of her." I will never forget that feeling!

There is a Maya Angelou quote that I refer to daily as it hangs on my office bulletin board: "... I've learned that people will forget what you said, people will forget what you did, but people will never forget how you made them feel."

In our day to day trials and tribulations, it is not always easy for us to keep an upbeat attitude; however, I want you to know how very fortunate we are to have outstanding individuals on staff with the Bloomington Fire Department.

Regards,

Cindy Eagle

Letters and Comments of Praise for the Bloomington Parks, Recreation & Cultural Arts Department in March 2014

RECREATION

- Sent via email:

Ava has been going to gymnastics on Monday mornings at Lincoln leisure center she loves it and the location is very convenient to us.

My kids have also loved going to the all about Halloween and all about Valentine's Day. The thing they love best is it something they can do together. Ava is three and Aiden will be seven on Friday. So now I think unfortunately he is too old for them to do programs together. I wish there were more programs that siblings could do together. He is a little apprehensive about going to things alone without his sister. And I love it that it is something they can do and enjoy together.

We love the city's programs and all they have to offer!

Looking forward to seeing the summer brochure!

-Brooke Jones

- Sent via email:

I thought I'd take a moment to let you know how much we love the parks and rec sports programs for our children!

My kids look forward to swim lessons every summer, and are already asking about them. In several sessions over 3 summers we have only had one ineffective swim instructor. It would have been helpful if we could have given some immediate feedback on her in particular because it was an extremely frustrating experience, however, the vast majority of our experiences have been great! I also love that the prices are affordable. Without your swim classes, we cannot afford to have our kids take lessons!

My 6-year-old son is finishing up the basketball program at Stevenson school this week, and he has had a wonderful experience. He had a little interest in basketball, but wasn't interested in signing up for a whole winter of it with one of the leagues in town, so the 6-week session was just perfect for him. He learned valuable skills that have helped him have more fun playing with his friends when he has the chance, and the timing of the class fit perfectly into that dull, cold time of year before soccer and baseball get going. Coach Nick kept things fun while still teaching them so much!

My daughter has participated in both the gymnastics program (she has now moved on to lessons at gymnastics, etc.) and the preschool soccer program and has completely loved both! We look

forward to the catalogs and seeing what fun activities will be offered next! Thanks for all you do!
-Beth Huffaker

- Sent via email:

My daughter, Kara, participated in the creative dance I class this past month. She absolutely LOVED the class. In fact, every night at grace before dinner she says that she's thankful for her performance at the last class. J Thanks so much for the wonderful programs that you continue to offer!

-Kimberly Taber, Bilingual Reading Interventionist, Bent Elementary School

- Sent via email:

I would like to tell you what SOAR means to our family. We have a 10 year old daughter Kelsey with multiple disabilities. Before we learned about SOAR Kelsey only went to watch her sisters at their activities, she didn't have anything she fit into or could do on her own. When she started SOAR for Starters she was a part of a group of kids and she learned to do all kinds of fun activities. She participated in Special Olympics for the first time also doing the 50 yard dash and the tennis ball throw. She loved it.

Kelsey has now been attending SOAR programs for 6 years. She has gone from just sitting and watching the other kids do crafts and activities to participating and doing her own crafts. She runs to the car when we tell her it is time for SOAR. She has made friends she looks forward to seeing. SOAR has provided Kelsey with a place for her, where she fits in and can do things at her own pace. We are so impressed with the SOAR staff also, they are very patient, kind, creative and encouraging of the kids.

-Debi & Jim Terfruchte, Bloomington,IL

- Sent via email:

Joe/Michael-

Thank you again for the ice time on Saturday for the mite team Jury's Out. I think the kids had a great time and really enjoyed one last skate especially for those moving to other sports this Spring. I appreciate the flexibility and working with our group on a great rate. We appreciate all the Pepsi Ice Center does for the kids.

Thank you!

Bobby Brown

- Sent via email:

To: Maggie Rutenbeck <mrutenbeck@cityblm.org>

From: JOANNACOPASS401

Date: 03/06/2014 10:57AM

Subject: Re: State Basketball Tournament Schedule

A credit would be perfect. And thanks for all the learning and support you provide at SOAR. Part of who JD is--is due to the friendships and help he has received through the programs and the staff/participants!

-Jodi

- Sent via email:

Hi Barb,

I am on the State Farm Activities Board and recently had an event at the Pepsi Ice Center. I just wanted to let you know what a pleasure it was working with Michael and his staff there. This event was very well run and everyone was great to work with. We will definitely be back! Thank you!

Jenni Onsrud, CPCU, AIC, AIS, API

Auto Underwriting

Auto Inclusion Champion

SFEA Board Member

- Sent via email:

To: "Michael Hernbrott" <mhernbrott@cityblm.org>

From: "Dave Cheley"

Date: 03/23/2014 03:17PM

Cc: "Joe Olson" <jolson@cityblm.org>

Subject: RE: Cub Scouts Skate Night

Michael,

I want to thank you and Joe for your help in getting our skating event setup. The evening was a total success and I appreciate having use of the party room. We had a huge turnout (more than expected) and everyone had a great time. We're going to make it an annual event and possibly fit it in twice a year.

Joe, thanks for letting us use your ice time, I think there will be a few kids who will sign up for the Jr. Hawks camp.

Dave Cheley

- Sent via email:

To: Denise Balagna <dbalagna@cityblm.org>, John Nafziger

From: Brian Nafziger

Date: 03/31/2014 09:40PM

Subject: Re: Make Up Volleyball Tomorrow!

Denise,

I wanted to let you know how much I appreciate what you have done for the volleyball program over the years. The competition, league registration, and new rules have all helped the program greatly. I am saddened to inform you that this will be my last year playing. I started a new job that is going to relocate me far far away from Bloomington. In my departure would you please add John Nafziger to your distribution list if team manager, he will take over my spot and hopefully continue on the tradition.

Again thanks for all of your support over the years,

Brian Nafziger

MILLER PARK ZOO

- Sent via Facebook:

Had an amazing bday party today. Thanks so much to the staff. They were amazing and kind to everyone. My daughter and all the kids left happy.

-Tabitha Babbs