

# BUDGET OVERVIEW & GENERAL FUND

FY2025 MAY 1, 2024- APRIL 30, 2025

**ADOPTED**



City of Bloomington, Illinois  
109 E. Olive Street, Bloomington, IL 61701  
[www.cityblm.org](http://www.cityblm.org)

Photos & Cover  
Compiled by City Staff Members, PJ Hoerr 2024



GOVERNMENT FINANCE OFFICERS ASSOCIATION

*Distinguished  
Budget Presentation  
Award*

PRESENTED TO

**City of Bloomington  
Illinois**

For the Fiscal Year Beginning

**May 01, 2023**

*Christopher P. Morill*

**Executive Director**

The Government Finance Officers Association of the United States and Canada (GFOA) presented an award for Distinguished Budget Presentation to the City of Bloomington for its annual budget for the fiscal year beginning May 1, 2023. In order to receive this award, a governmental unit must publish a budget document that meets the program criteria as a policy document, as an operations guide, as a financial plan and as a communications device. The award is valid for a period of one year only. We believe our current budget continues to conform to program requirements, and we are submitting it to the GFOA to determine its eligibility for another award.

# City of Bloomington Mayor and Council Members Elected to Four Year Terms



Mayor Mboka Mwilambwe  
(2021-2025)



Ward 1—Jenna Kerns  
(2021-2025)



Ward 2—Donna Boelen  
(2023-2027)



Ward 3—Sheila Montney  
(2021-2025)



Ward 4—John Danenberger  
(2023-2027)



Ward 5—Nick Becker  
(2021-2025)



Ward 6—Cody Hendricks  
(2023-2027)



Ward 7—Mollie Ward  
(2021-2025)



Ward 8—Kent Lee  
(2023-2027)



Ward 9—Tom Crumpler  
(2021-2025)



# CITY OF BLOOMINGTON STAFF

City Manager	Tim Gleason
Deputy City Manager	Billy Tyus
Deputy City Manager	Jeff Jurgens
Arts & Entertainment	Anthony Nelson
City Clerk	Leslie Yocum
Corporation Counsel	Chris Spanos
D.O.E.S	Kevin Kothe
Economic & Community	
Development	Melissa Hon
Finance	Scott Rathbun
Fire	Cory Matheny
Human Resources	Nicole Albertson
Information Technology	Craig McBeath
Parks & Recreation	Eric Veal
Police	Jamal Simington
Public Works	Mose Rickey
Water	Ed Andrews

## Bloomington Public Library Board of Trustees

<u>Trustee</u>	<u>Term Expires</u>
Matt Watchinski	April 30, 2024
Dianne Hollister	April 30, 2024
Susan Mohr	April 30, 2024
Van Miller	April 30, 2025
Julian Westerhout	April 30, 2025
Alicia Henry	April 30, 2025
Alicia Whitworth	April 30, 2026
Catrina Parker	April 30, 2026
John Argenziano	April 30, 2026

Library Director    Jeanne Hamilton

# What's Inside...



<b>Introduction</b> .....	8		
<b>How the City Budget is organized</b> .....	9		
A synopsis of the overall budget document.			
<b>City Manager Budget Message</b> .....	12		
An overview of the City's long and short term goals, along with an explanation about priorities and issues for the new fiscal year.			
<b>City of Bloomington Narrative</b> .....	23		
An overview about Bloomington and its accomplishments, which includes City Services, Demographic and Economic Statistics.			
<b>City Organization Chart</b> .....	28		
Provides Information on the City of Bloomington Administrators.			
<b>Demographics</b> .....	29		
<b>Demographic and Economic Statistics Narrative</b> .....	30		
<b>Demographic and Economic Statistics Chart</b> .....	31		
<b>Principal Employers</b> .....	32		
<b>Capital Asset Statistics by Function/Program</b> .....	33		
<b>Assessed Value and Estimated Actual Value of Taxable Property</b> .....	35		
<b>Direct and Overlapping Property Tax Rates</b> .....	37		
<b>Procedural Information</b> .....	39		
<b>Overview of Financial Policies and Strategies</b> .....	40		
<b>Long-Term Financial Plan</b> .....	43		
<b>City of Bloomington Budget Process</b> .....	44		
<b>City of Bloomington Rates</b> .....	48		
<b>City of Bloomington Full-Time Employees Count by Department/Fund</b> .....	53		
<b>FY 2025 Full-Time &amp; Part-Time Employees by Position/Department</b> .....	54		
		<b>Budget Overview</b> .....	63
		<b>Fund Structure Narrative</b> .....	64
		<b>2025 Budget Fund Structure Chart</b> .....	67
		<b>Basis of Budgeting and Accounting Narrative</b> ....	68
		<b>Basis of Budgeting and Accounting Chart</b> .....	69
		<b>Adopted Revenue FY 2024 Budget vs. Adopted Revenue FY 2025 Budget</b> .....	71
		<b>Adopted Expenditures FY 2024 Budget vs. Adopted Expenditures FY 2025 Budget</b> .....	72
		<b>Summary of all Revenues all Funds by Source and Fund Type</b> .....	73
		<b>Summary of all Expenditures all Funds by Classification and by Fund</b> .....	74
		<b>FY 2025 Fund Balance Summary</b> .....	75
		<b>FY 2025 Fund Balance Notes</b> .....	76
		<b>Revenue Summary</b> .....	77
		<b>Major Revenue Analysis</b> .....	78
		<b>Municipal Tax Rate Comparison</b> .....	99
		<b>Revenue Comparison by Department/Fund</b> .....	100
		<b>Statement of Adopted Property Tax Levy</b> .....	108

# What's Inside...



## **Expenditure Summary.....109**

Expenditure Overview.....110

Inter-fund Transfer Summary.....120

Expenditure Comparison by  
Department/Fund .....121

## **General Fund Departments.....129**

*Includes departmental mission, description, goals,  
objectives, and performance measures*

### **Administrative Departments**

Non-Departmental.....130

Administration.....136

City Clerk.....140

Human Resources .....146

Finance-Collections-Billing.....153

Information Technology.....161

Legal.....167

### **Parks & Recreation Departments**

Parks & Recreation Administration.....175

Parks Maintenance.....179

Recreation .....187

Aquatics.....194

BCPA.....200

BCPA Capital Campaign.....207

Miller Park Zoo.....208

Bloomington Ice Center.....214

SOAR.....220

## **Public Safety Departments**

Police.....224

Bloomington Communications Center.....236

Fire.....240

Police & Firefighter Pension.....248

## **Community Development Departments**

Building Safety.....255

Planning.....261

Community Enhancement.....266

Economic Development.....272

## **Facilities Departments**

Facilities Maintenance.....278

Government Center.....284

Parking .....288

## **Public Works Departments**

Public Works General Fund Narrative.....295

Public Works Administration.....297

Street Maintenance.....300

Snow & Ice Removal .....304

Engineering .....306

Fleet Management.....312

## **Other Departments**

McLean County Mental Health.....317

Sister City Committee.....320

General Fund Transfers.....324

Public Transportation.....328

# INTRODUCTION



## INTRODUCTION

- How the City Budget is Organized
- City Manager Budget Message
- City of Bloomington Narrative
- City of Bloomington Organization Chart

# **HOW THE CITY BUDGET IS ORGANIZED**

The City of Bloomington budget is organized into two books, “Budget Overview and General Fund” and “Other Funds and Capital Improvement”. There are seventeen sections in total, seven in book one and ten in book two. Each section is described below.

## **Book One-Budget Overview & General Fund**

### **Introduction**

This section includes How the City Budget is organized, the City Manager’s budget message, the City of Bloomington narrative and the City’s organization chart.

### **Demographics**

This section includes details on demographic and economic statistics narrative, demographic and economic statistics chart, principal employers, capital asset statistics by function/program, assessed value and estimated actual value of taxable property and direct and overlapping property tax rates.

### **Procedural Information**

This section includes information on the City’s Financial Policies and Strategies, Long-Term Financial Plan, City Budget Process, City of Bloomington Rates, Full-Time Employees by Department for the past 3 years and upcoming year and a breakout of positions by department/fund and the City of Bloomington full-time and part-time employee count by position/department.

### **Budget Overview**

This section reports on all funds and their department/fund relationship used by the City for operations and includes the following:

- City of Bloomington Fund Structure Narrative
- City of Bloomington FY 2025 Budget Fund Structure Chart
- Basis of Budgeting and Accounting Narrative
- Basis of Budgeting and Accounting Chart
- Adopted Revenues FY 2024 Budget vs. Adopted Revenues FY 2025 Budget
- Adopted Expenditures FY 2024 Budget vs. Adopted Expenditures FY 2025 Budget
- Summary of Revenues all Funds by Source and by Fund Type
- Summary of Expenditures all Funds by Classification and by Fund
- FY 2025 Budget Summary of Revenues and Expenditures and Changes in Fund Balance

### **Revenue Summary**

This section provides insight into the City’s overall revenues and includes the following:

- Major Revenue Analysis
- Municipal Tax Rate Comparison
- Revenue Comparison by Department/Fund
- Statement of Adopted Property Tax Levy



### **Expenditure Summary**

This section details the City's overall expenditures including:

- Expenditure Overview
- Inter-Fund Transfer Summary
- Expenditure Comparison by Department/Fund

### **General Fund Departments**

This section includes a narrative for all General Fund departments including performance measures and line-item budget details on revenue and expenditures by department.

## **Book Two-Other Funds & Capital Improvement Program**

### **Special Revenue Funds**

This section budgets for Motor Fuel Tax (MFT), Board of Elections, Drug Enforcement Funds, Community Development, IHDA, Library and Park Dedication.

### **Debt Service Funds**

This section includes a narrative including a description of the City's debt obligations, budgets for the three bond funds and a schedule of payments by issue and by fund for the entirety of the issue/bond by principal and interest.

### **Capital Project Funds**

Narratives and line-item budgets for all funds related to General Funded Capital Projects. These include the Capital Improvement Fund (CIF) and the Capital Improvement (Asphalt & Concrete) Fund.

### **Capital Equipment**

The narrative and line-item budget for the capital lease fund is included. Also provided is a list by fiscal year broken out by General Fund and Non-General Fund departments of machinery, equipment, and vehicles the City is proposing to purchase via lease or cash over the upcoming five years.

### **Enterprise Funds**

This section includes narratives with performance measures and line item account budgets for City Funds accounted for and reported in the same manner as a private entity. These include: Water, Sanitary Sewer, Storm Water, Solid Waste, Abraham Lincoln Parking Facility, 3 City owned and operated Golf Courses and Bloomington Arena.

### **Internal Service Funds**

This section includes narratives and line-item account budget information for the Casualty Insurance, Employee Group Health Insurance and Employee Retiree Group Health Insurance Funds.

### **Fiduciary Funds**

This section includes narratives, and line-item account budget information for the John M. Scott Health Resources.

### **Capital Improvement Program**

This section includes detailed project list by fund for every proposed capital project for FY 2025. Also included is a detailed list of projects and whether or not the project is recurring or non-recurring. Finally, a detailed project sheet is provided explaining why the project is needed, the operating budget impact, cost, and a picture if applicable.

### **Capital Improvement Program-Future Years**

This section includes detailed project list by fund for every proposed capital project for FY 2026-FY 2029. Also included is a detailed list of projects and whether or not the project is recurring or non-recurring.

### **Appendix**

This section includes the budget glossary.

---

The Honorable Mayor Mboka Mwilambwe  
City Council Members  
Residents and Stakeholders of Bloomington

Subject: Budget Message Fiscal Year 2025

Dear Mayor Mwilambwe, City Council Members, Residents, and Stakeholders of Bloomington:

I am pleased to present the City of Bloomington's balanced budget as adopted for Fiscal Year 2025.

The City of Bloomington FY 2025 budget is a robust plan prioritizing Public Safety, Roads and Sidewalks, Dependable Infrastructure (clean water), and Public well-being (Parks/Rec, Culture, Entertainment). This forward-looking budget not only addresses the immediate needs of the coming year but also lays the groundwork for future community needs. Strong revenue streams have enabled the City to invest significantly in these critical areas while maintaining financial stability. With nearly \$89M allocated for capital projects, this budget is strategically designed to meet the needs of our residents and businesses, fostering a prosperous and growing community.

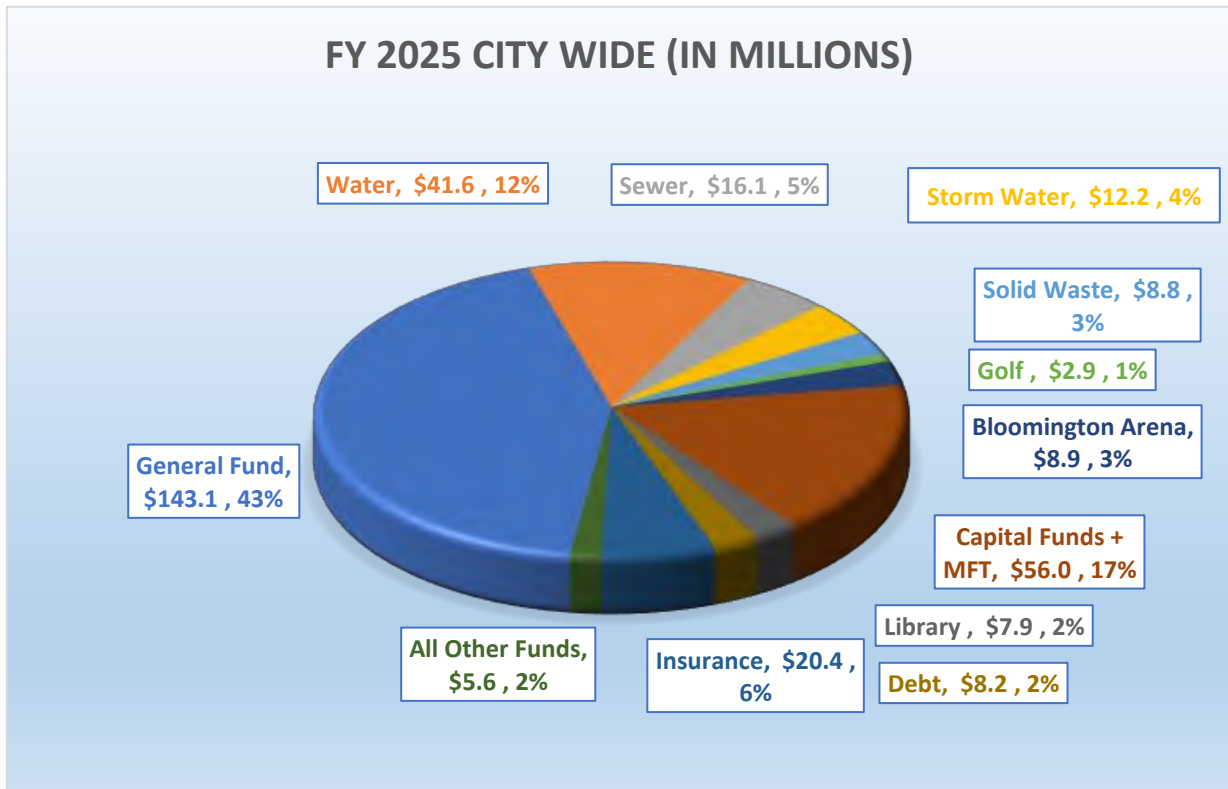
### **Budget Overview**

The FY2025 Budget was developed by employing five high-level guidelines from City Council: infrastructure, economic development, public safety, financial planning, and downtown initiatives. The Budget is an allocation of the City's available resources to services, programs, and projects; given the community's priorities & values. It is a financial roadmap for this allocation and provides the associated guidance to City Staff.

The FY2025 Budget totals \$331.7M, which is the largest budget the City has adopted. Adjusting for projects, strategic additions, and nonrecurring items, however, the City's operating expenses have grown approximately 3.99% per year over the last ten years.

This budget incorporates many initiatives put forward by the Council and the community including funding public safety pensions at 100%, continued paying cash for equipment in the General Fund (removal of dependence on borrowing), increased emphasis on streets and sidewalks, accelerating sewer and storm water management projects, addressing other environmental concerns such as adding EV charging stations and improvements related to quality-of-life needs. These initiatives represent the continued execution of the future vision set forth by the community.

## City Wide Budget – By Fund



### General Fund – Largest City Fund

#### How the General Fund was Balanced:

High levels of inflation have impacted the world economy for the last two years. While inflation negatively impacts costs, it has a positive impact on tax revenues in strong economies. That has resulted in elevated revenues of the City which are expected to continue into FY2025. While a conservative approach was taken, as compared to the positive variances experienced in FY2024, budgeted revenues were increased to reflect this expectation. These revenues provided the resources to balance the budget and address many needs and initiatives, as highlighted previously in this letter.

Tax Revenues were increased by \$8.9M over FY2024; \$4.4M in Sales Taxes, \$1.7M in local business taxes, \$419K drop in Utility Taxes and \$3.9M in income tax related (income and PPRT).

The City has internal goals as to the numbers of personnel required to fulfill its obligations to the community. This is especially true for the Public Safety departments of Police and Fire. These goals are incorporated into the budget for salaries and benefits. Challenges have existed however in attaining full staffing and a ‘vacancy savings’ has occurred in the past related to realized costs versus budget. In FY2024, a \$2.5M savings offset was captured in the budget. Changes to recruiting, such as reduced requirements to join the Fire Department, are resulting in fewer

vacancies and the FY2025 amount was reduced to \$2M. It is anticipated that this offset may need removed entirely in future budget years.

The Contractuals category of the City's expense structure primarily includes purchased services. It is the largest expense category (after salary and benefits) at \$20.8M or 15% of the General Fund budget and includes +500 budgeted departmental accounts. This amounts to a \$4.3M increase over the prior year and includes increases in facility repairs, Fire Dept. support etc. This budget is very closely tied to staffing activity and has historically also realized savings, averaging +\$1M under budget in recent years. A \$1.5M offset was captured against this category for FY2024, but this offset was lowered to \$500K for FY2025.

### **General Fund – Additional Details**

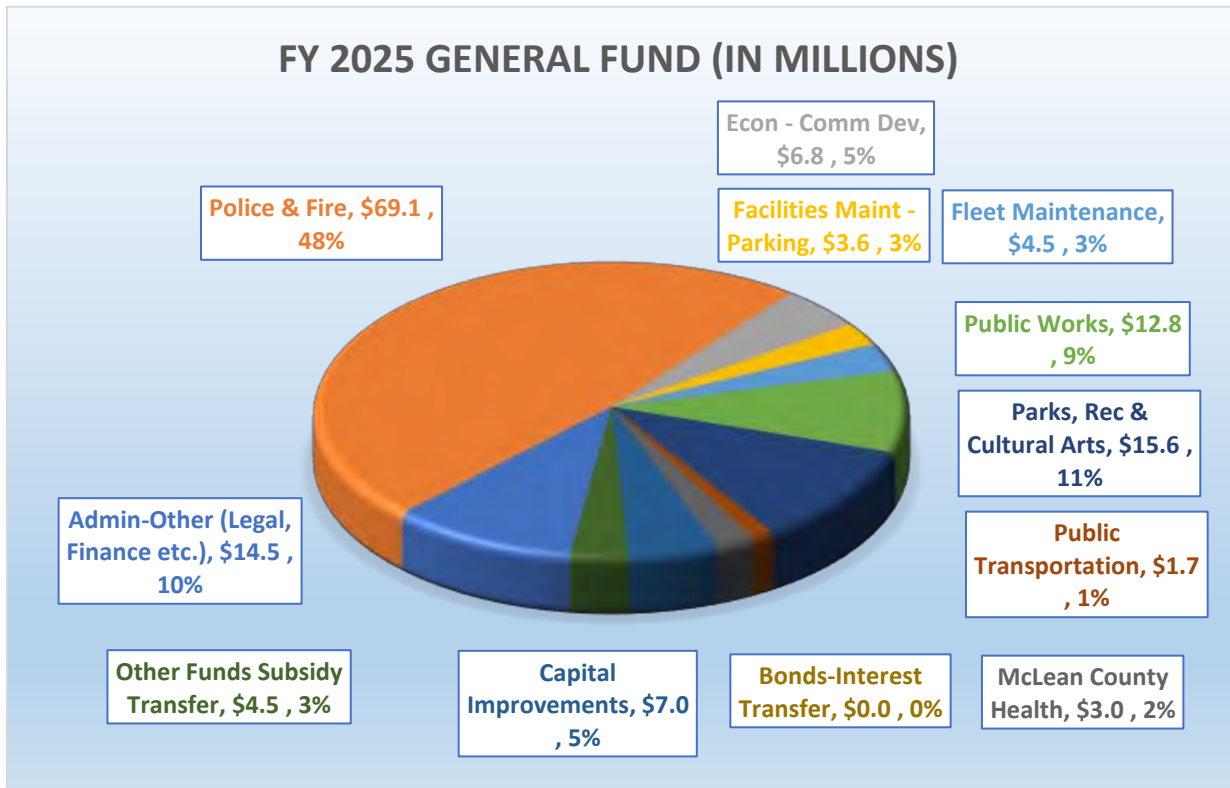
The City's largest fund provides services primarily financed by property taxes and State and Home Rule Sales Tax, which make up over 48% of all General Fund revenues. The property tax levy was held flat for the year. That, combined with a +10% increase in real estate values from the prior year, resulted in a tax rate decrease. Before this year, the City's rate has remained relatively flat since FY2010.

The strong revenues previously highlighted enabled the City to plan for additional staff, primarily in the areas of public safety. Additionally, these revenues allowed the City to budget paying cash for equipment, removing its need for financing this activity, which will free up additional funds in the future as old equipment leases are paid off. Strong revenues also enabled the General Fund to assist other funds such as the Arena that struggle to afford capital projects / larger infrastructure maintenance. Finally, the General Fund will subsidize \$2.5M for Streets and Sidewalk work in the Asphalt and Concrete Fund.

For FY2025, Public Safety Pension contributions increased by approximately \$2.4M to \$14.7M. Public Safety Pensions are targeted to be funded via the property and utility taxes. While the annual pension requirement continues to increase, utility tax revenues have been decreasing in recent years. For FY24, the Property Tax Levy was increased by \$1.4M, leaving an approximate 400K shortfall in dedicated revenues to apply to the pensions. These funds were made up from other General Fund revenues. No levy increase was approved for FY2025, therefore, there is a projected \$3M shortfall to be made up. The \$14.7M will be funded by \$9.6M in Property Taxes, \$2.1M in Utility Tax revenues, \$10K from dedicated Replacement Taxes, and approximately \$3M in misc. General Fund revenues.



**General Fund by Function - Services Provided by the General Fund**



**General Fund by Function – Year over Year**

Function / Department	2024 Adopted	2025 Adopted	Dollar Change	Notes
Admin-Other (Legal, Finance etc.)	\$ 11,102,222	\$ 14,481,824	\$ 3,379,602	\$1.5M reduct. vacancy savings/contr., +\$950K IT Equip.
Public Safety	\$ 64,834,823	\$ 69,125,646	\$ 4,290,823	+\$2.1 Pension costs, adding 9 employees-7 PD, 2 Fire
Econ - Comm Dev	\$ 6,403,576	\$ 6,827,189	\$ 423,614	
Facilities Maint, Govt. Center, Parking	\$ 3,137,116	\$ 3,612,212	\$ 475,095	+\$440K Govt. Center
Fleet Maintenance	\$ 4,345,487	\$ 4,461,236	\$ 115,750	
PW Admin, Street Mnt., Eng. Snow & Ice	\$ 10,115,968	\$ 12,808,978	\$ 2,693,010	+ 4 Eng. Staff, +\$700K Eng Svcs/Prof Tech, +\$500K DCEO Grant projects
Parks, Rec & BCPA	\$ 15,143,219	\$ 15,541,119	\$ 397,899	
Public Transportation	\$ 910,000	\$ 1,700,610	\$ 790,610	Connect Transit capital ask added back in \$790K
McLean County Health	\$ 2,850,000	\$ 3,030,571	\$ 180,571	Increase in HRST
Asphalt & Concrete Transfer	\$ 1,000,000	\$ 2,500,000	\$ 1,500,000	Transfer from GF 2.5M
Capital Improvement Fund Transfer	\$ 3,300,000	\$ 7,000,000	\$ 3,700,000	Additional funding for projects
Bonds-Interest Transfer	\$ 576,710	\$ -	\$ (576,710)	Less transfer needed for debt
Enterprise Funds Subsidy Transfer	\$ 5,355,918	\$ 2,000,000	\$ (3,355,918)	Arena 2M
<b>TOTAL EXPENSE</b>	<b>\$ 129,075,038</b>	<b>\$ 143,089,385</b>	<b>\$ 14,014,346</b>	

## General Fund – 5 Year Projections

	2025	2026	2027	2028	2029
<u>General Fund Totals:</u>					
Total Revenues	134,356,313	134,312,502	135,745,585	138,629,119	141,147,349
Total Expenses (incl. Capital and Subsidies*)	143,089,385	138,506,049	137,351,222	138,652,501	144,436,322
Net Surplus/(Deficit)	(8,733,072)	(4,193,547)	(1,605,637)	(23,382)	(3,288,973)
<u>* Gen Fund Capital Projects and Subsidies:</u>					
General Fund Capital Projects	7,000,000	4,590,928	2,034,500	568,700	1,135,000
Subsidies Primarily for Capital Projects:					
Asphalt - Concrete (roads)	1,000,000	2,000,000	2,000,000	2,000,000	2,000,000
Enterprise Funds (Arena, Parking, Golf)	2,000,000	1,844,428	2,095,139	1,573,761	1,443,617
Total General Fund Capital and Subsidies	9,000,000	6,435,356	4,129,639	4,142,461	4,578,617
Core Operating Surplus / (Deficit)	266,928	2,241,809	2,524,002	4,119,079	1,289,644

FY2025 includes extra 3M for equipment - targeted for future years, but due to lead times, budgeted early.

## General Fund – Future Years

Conservative estimates are utilized to project operations for the future years however the table above captures the strong revenues outlined previously in this report. Additions to reserves in recent years and these revenues are allowing the City to plan to address major infrastructure needs in the General Fund as well as in other funds needing subsidy support such as the Arena, Lincoln Garage, Golf and Asphalt and Concrete Funds. These expenses are being shown in the table above to provide visibility on the core position of the General Fund. Core operations are capturing Public Safety pensions utilizing the 100% funded goal by 2040.

Expense categories are forecast with actual figures when known – such as for debt and large one-time expenditures. Other categories have assumptions applied as follows:

Major Tax revenues - 1% increase per year

Salary and Benefits – 3% to 5% per year

Insurance – 3%

## Enterprise Funds

### Major Enterprise Funds: Water, Sewer, Storm Water, and Solid Waste

The Water fund is responsible for providing four billion gallons of water per year to the community. Much of the system is over 100 years old and therefore a multi-year system-wide restructure is being planned. To fund this large capital plan, the City Council approved three 33 percent annual increases in rates. FY2025 includes the first of these increases with over \$18.6M in infrastructure projects planned for the year.

Significant strides were approved in FY2018 to address the long-term sustainability of the City's Sewer and Storm Water Funds. The Council authorized rate increases for both ensuring that funds would be available for much needed infrastructure maintenance. Initial increases of 50% and 30% respectively were approved to address significant immediate needs, with 3% annual increases thereafter to accommodate the needs for the future. Along with the rate increases for the Water Fund, Council approved matching the annual inflationary increase to the CPI-WST index, which tracks expense increases for Water and Sewer and Trash activity. This will help

these funds more accurately match revenues to increases in expenditures. There are over one thousand miles of sewers to maintain. Over \$15.5M in capital projects are planned for FY2025 for these funds.

Solid Waste programs provide curbside services to twenty-four thousand residences, hauling over thirty-four million pounds of trash and fifteen thousand cubic yards of brush per year. Attempts to address the subsidy needs for this Fund were made in FY2019 with a material adjustment to the fee structure and service levels. Additionally, the 3% annual fee increase authorized at that time was adjusted to the CPI-WST index along with the Water rate increases. While this fund is budgeted at an approximate breakeven level, it is impacted by the recycling market, which can create swings of multiple hundreds of thousands of dollars. This activity makes it difficult to plan for the needed large capital investments in equipment.

**Other Enterprise Funds: Golf, Lincoln Garage, and Arena**

After previously experiencing a downward trend in participation over the last few years, the City’s three golf courses have experienced an upward trend. The entertainment division of the Arena budgeted a \$139K loss. The management of this operation was outsourced prior to FY22. The City took this management in-house and set up a new Arts and Entertainment Department to manage the two City entertainment venues more effectively: the BCPA and the Arena. The full General Fund subsidy to the Arena is \$2M.

**Capital Summary**

The FY2025 Budget includes a tremendous emphasis on Capital Improvements with \$88.5M budgeted. Details on all projects are located in the FY2025 Budget Book titled “Other Funds and Capital Improvement”.

Fund	FY2024	FY2025	Change
Capital Improvement	5,612,000	10,951,851	5,339,851
Asphalt and Concrete	10,000,000	10,000,000	-
MFT (State)	26,693,600	32,952,358	6,258,758
Water	9,466,250	18,592,082	9,125,832
Sewer	6,467,500	8,769,500	2,302,000
Storm Water	4,367,500	6,769,500	2,402,000
Solid Waste	150,000	-	(150,000)
Arena	5,000,000	50,000	(4,950,000)
Park Dedication	-	373,715	373,715
Lincoln Parking Deck	1,100,000	-	(1,100,000)
Golf Fund	865,000	30,000	(835,000)
TOTAL	69,721,850	88,489,006	18,767,156

## Budget and Strategic Focus

### Budget Strategies

Budget priorities are structured given the City's Adopted Comprehensive Plan. This plan outlines strategies and visions in neighborhoods, arts and culture, public safety, economic development, healthy communities, infrastructure, and education. The Budget is the financial implementation of this plan, given the resources available, and the priorities set by Council.

### Strategic Plan

The Strategic Plan Goals as adopted in 2010:

1. Financially Strong City Providing Quality Basic Services
  - a. Police & Fire emphasis with \$69.1M budgeted to meet response times and community outreach goals.
  - b. Water, Sewer, and Storm Water budgets totaling \$69.9M with \$34.1M in infrastructure improvements.
  - c. Quality of Life emphasis with \$15.5M budgeted for Parks, Rec, and Cultural Arts and \$8.9M for the Bloomington Arena.
  - d. Reviews executed for general services to ensure cost coverage.
2. Upgrade Infrastructure and Facilities
  - a. Funded by a 10% share of Home Rule Sales Tax and an eight cent per gallon local motor fuel tax, \$2M in American Rescue Plan Act (ARPA) funds, and a \$2.5M subsidy from the General Fund, \$10M is budgeted for FY2025 for local street and sidewalk repair. The FY2025 budget also includes \$33M in State Motor Fuel Tax funded projects, for a total of \$43M in Street and Sidewalk related expenditures.
  - b. Funded by annual inflation indexed fee increases, \$15.5M is budgeted for Sewer and Storm Water projects. \$18.6M in Water improvements are budgeted.
3. Strong Neighborhoods
  - a. The renovated O'Neil Park and Pool will be completed and open to the public for the 2024 summer. This project is of importance in the revitalization of Bloomington's west side.
  - b. The Bloomington Public Library Expansion and Renovation will be completed.
  - c. \$3M is budgeted for McLean County Mental Health to ensure resources are available for the community.
4. Grow the Local Economy
  - a. Over \$1.3M budgeted for business incentives, studies, and support for other regional economic development entities.
5. Prosperous Downtown Bloomington
  - a. Focus on hosting events such as Farmers Market \$31K.
  - b. Budgeted grant of \$125K for Downtown building improvements.
  - c. Beatification and amenities (maintenance and decorations) budget of \$110K.
  - d. Promotional budget of \$36K.
  - e. Planning and design for a Downtown Streetscape Plan

Strategic Plan Accomplishments FY2024:

General:

- Library Renovation and Expansion construction material completion.
- O'Neil Park and Pool Renovation and Expansion construction completion.

- Addressed Public Safety recruitment concerns by amending certain requirements – and assuming those training needs in house.
- Passed material Water fee increases to fund System Wide Distribution restructure capital project plan – which will insure the long-term stability of the fund and the delivery of clean water to the City’s residents.
- Accelerated plans to eliminate Combined Sewer Overflow (CSO) / storm water management issues including approving Hydraulic Modeling.

Services:

- Police: 68 thousand calls for service (188 per day)
- Fire: 14 thousand fire / rescue runs (37 per day)
- Parks: 418 thousand attendees (Rec, Aquatics, Ice, Zoo etc.)
- Community Dev: 2 thousand building permits
- Economic Dev: 2 thousand business contacts
- Facilities: 1 million square feet maintained
- Finance: 384 thousand utility bills processed (and related payments)
- Clerk: 2 thousand FOIAs processed
- Human Resources: 8 thousand applications processed
- Information Svcs: 3K devices + 100 applications maintained over 40 locations
- Enterprise Funds: 1K miles sewer/water, 4B gallons water, 17 tons trash hauled

Strategic Plan Initiatives for FY2025 (along with basic services):

- Continued organizational focus on Servant Leadership; seeking to better serve our residents, communities, and staff.
- Launch of System Wide Water Distribution restructure capital project plan – to address long term clean water goals – including lead line abatement.
- Downtown beautification and economic prosperity and strengthening the connections between Downtown and the surrounding neighborhoods.
- Quality of Life by providing affordable access to recreational programs.
- Provide a Safe Community via availing the resources needed to the Police and Fire Departments and the related continued community outreach. To include the addition of 9 staff to the Police and Fire departments.
- Continue to advance projects to eliminate Combined Sewer Overflow (CSO) / sewer and storm water management issues.



## Local Economy Update

The strength of the Local Economy is a key component of the Strategic Plan. It drives the funding available for the City to provide needed services as well as increases the Quality of Life and Economic Opportunity for the residents of the area.

The economic strength of the Bloomington-Normal-McLean County metropolitan area can be attributed to its well-diversified portfolio of strong businesses and institutions. Major employers for area residents include State Farm Insurance, Illinois State University, the IAA Family of Companies (COUNTRY Financial, the Illinois Farm Bureau, and Growmark), Unit 5 Schools, Advocate Carle Hospital (formerly BroMenn), OSF St Joseph Medical Center, the County of McLean, Afni Inc., District 87 Schools, Heritage Enterprises, the City of Bloomington, Illinois Wesleyan University, Bridgestone/Firestone Off-Road Tire, the Town of Normal, Nussbaum Transportation, Ferrero, Heartland Community College, Chestnut Health Systems, Rivian, Cargill, and Keplr Vision. Ferrero North America first came to Bloomington in 2018 and has since invested around \$250 million in their first chocolate production plant in North America and their first Kinder Bueno production line outside of Europe. These investments are estimated to create 250 jobs. Rivian, located in the Town of Normal, has created over 9,000 jobs in the past 6 years. On March 7, 2024 Rivian announced three new models, including the R2, R3, and R3X, with the R2 first being manufactured in Normal, Illinois. These employers, along with many other new and growing businesses, have contributed to Bloomington-Normal-McLean County historically experiencing one of the lowest average unemployment rates of metro areas in Illinois as well as contributed to the economic recovery of the area. In 2022, the Bloomington Metropolitan Statistical Area had an average unemployment rate of 4.7%. In 2023, an average unemployment rate was 3.6%, a 23% decrease.

The Bloomington-Normal area is nationally known as a vital transportation and distribution hub across the Midwest, centrally located at the intersection of Interstates 39, 55, and 74, US Routes 51 and 150, and State Route 9. Union Pacific Rail, Norfolk Southern Rail, and Amtrack, along with other motor freight carriers, connect Bloomington-Normal to Chicago, St. Louis, Rockford, Indianapolis, Memphis, and the Quad Cities. The City of Bloomington is also home to the Central Illinois Regional Airport (CIRA – BMI), a key cargo freight transportation hub for the region. Allegiant, American Airlines, Delta Air Lines, and Frontier Airlines also fly passengers out of CIRA to six nonstop destinations across the United States.

The City of Bloomington saw a major influx of new and expanding developments. In calendar 2023, the Building Safety Division issued 6,187 Construction Permits, inclusive of: 1,615 Building Permits, 57 New Single-Family Permits, 24 New Multi Family Permits, and 7 New Manufactured Homes, for a total Construction Valuation of \$164,783,767.

### Significant Area Economic Activity:

- New \$2.1 million, 2,200 Sq. Ft. Starbucks Cafe at Market Street.
- New \$214 million, 169,000 Sq. Ft. Ferrero Kinder Bueno Production Facility at Beich Road.
- New \$6.1 million, 4,863 Ferrero Cafeteria and Locker Room Addition and Renovation at Beich Road.
- New \$2.7 million alterations at Country Financial
- New \$2.44 million, 2,700 Sq. Ft. Bloomington Municipal Credit Union at 602 S. Gridley.
- New \$1.5 million, 17,000 Sq. Ft. 1-Story U-Haul Building at 1225 Holiday Drive.

- New \$7.5 million, 76,914 Sq. Ft. 3-Story U-Haul Building at 1225 Holiday Drive.
- New \$1.5 million, 10,000 Sq. Ft., Belle Tire at 104 Keaton Pl.
- \$2.5 million reconstruction and minor expansion PILOT Travel Center / Wendy's at 1522 W Market.
- New \$2 million Hucks convenience store addition
- \$13.1 million renovation work, Illinois Wesleyan University dorms at 1211 N Main St.
- \$11.8 million, 7,232 Sq. Ft. O'Neil Pool at O'Neil Park.
- \$25.2 million, 78,733 Sq. Ft. Bloomington Public Library Expansion & Renovations.
- \$3.78 million renovation, Nu-Way Warehouse at 25 Access Way.
- Completion of a \$25 million, 88,060 Sq. Ft. Hanger at 2901 Empire Street.
- Completion of a \$2.5 million, 29-unit expansion of an assisted living facility on Towanda Barnes Road.
- Completion of EDP Renewables training facility at General Electric Road
- Completion of \$10 million, 100,000 Sq. Ft. Nu-Way Warehouse at 26 Access Way.
- Completion of the \$26.4 million 76,427 Sq. Ft. Addition and Remodel of a portion of the existing 186,625 Sq. Ft building at the Ferrero Factory on Beich Road.
- New \$7.5 million, 3,513 Sq. Ft. OSF 25 Bed Addition and Renovation at E Washington OSF Campus
- New \$3.65 million, 36,160 Sq. Ft. Room Ready Showroom and Warehouse
- Recent Multi-Family Developments
  - Villas of Prairie Vista - 24 Duplex P.U.D. (48 Units) underway.
  - The Links Apartments - 292 units proposed.
  - Bloomington 77 - 790 units proposed.
  - Enterprise Drive Apartments - Phase 1 - 32 units proposed.
  - Lincoln Apartments –54 units completed.
  - Brookridge Heights Apartments – 64 units completed.

### **Planning for Future Years**

The City's goal is to remain vigilant in providing for the needs of the community within the context of a sustainable and fiscally responsible budget. Sustainability can only be attained by planning and taking action in the current, for the future. Along with the specific Strategic Plan driven Budgetary and Initiative inclusions mentioned above for FY2025, the following categorical concerns will be addressed:

1. Working at the State level to eliminate or revise unsustainable unfunded mandates.
2. Working at the Federal level to procure grant funding to advance forward initiatives.

## Closing Perspective

The last few years have all provided serious challenges to the world, COVID, war / international conflict, inflation. The City of Bloomington residents, Council and staff have remained diligent during this time, addressing concerns, and improving our community in the face of these obstacles.

This is the final of six budgets that I have delivered to the City. During this time, financial positions have improved as evidenced by increased reserves and a bond rating upgrade. The City has made major strides in addressing the direct concerns of the community with additional dollars directed toward flood and storm water management, further allocation of resources toward public safety and agreeing as a community to support the costs needed to restructure the water distribution system. I am proud to have been a part of such great City enhancements as the Bloomington Public Library Expansion, the O'Neil Park and Pool Renovation and the pending Downtown Streetscape. All will have impacts on the quality of life of our residents for generations to come. We have taken these steps forward with an honesty and transparency to the community it deserves. While not all decisions were unanimous, I am proud that we found a way to come to consensus – and get the business of the City done.

I close this final budget with a gratitude and humility to have been a part of this great organization and great community. It is with all sincerity; I wish the City of Bloomington blessings and prosperity.

Respectfully,

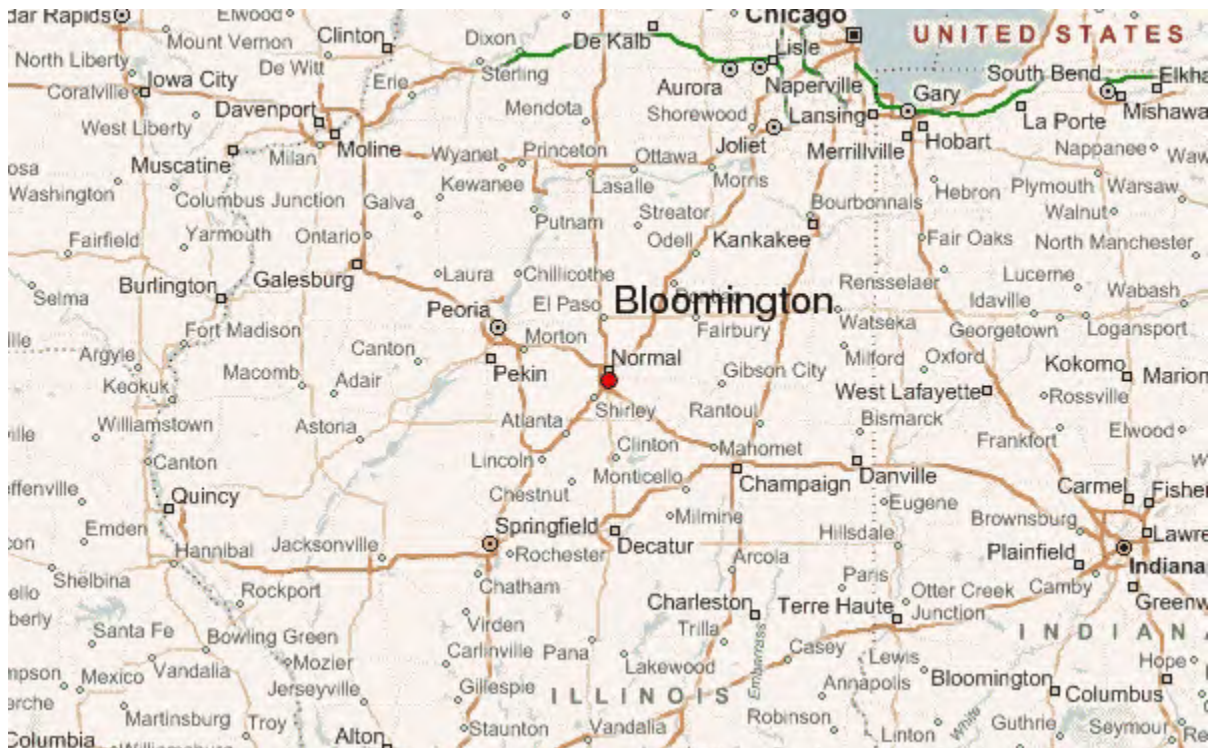
A handwritten signature in black ink, appearing to read 'Tim Gleason', with a stylized flourish at the end.

Tim Gleason, City Manager

## The City of Bloomington, Illinois

### General Information

The City of Bloomington, incorporated in 1856, is a home rule unit of government under the 1970 Illinois Constitution. The City of Bloomington is located in the heart of Central Illinois, approximately 125 miles southwest of Chicago, 155 miles northeast of St. Louis, and 64 miles Northeast of Springfield, the State Capital. The City of Bloomington is the County Seat of McLean County, the largest county in Illinois (approximately 762,240 acres). The results of the 2020 Census show Bloomington have a population of 78,680 residents, of which approximately 78% are white, 10% African American, 8% Asian and 6% Hispanic or Latino. The median household income is \$67,507.



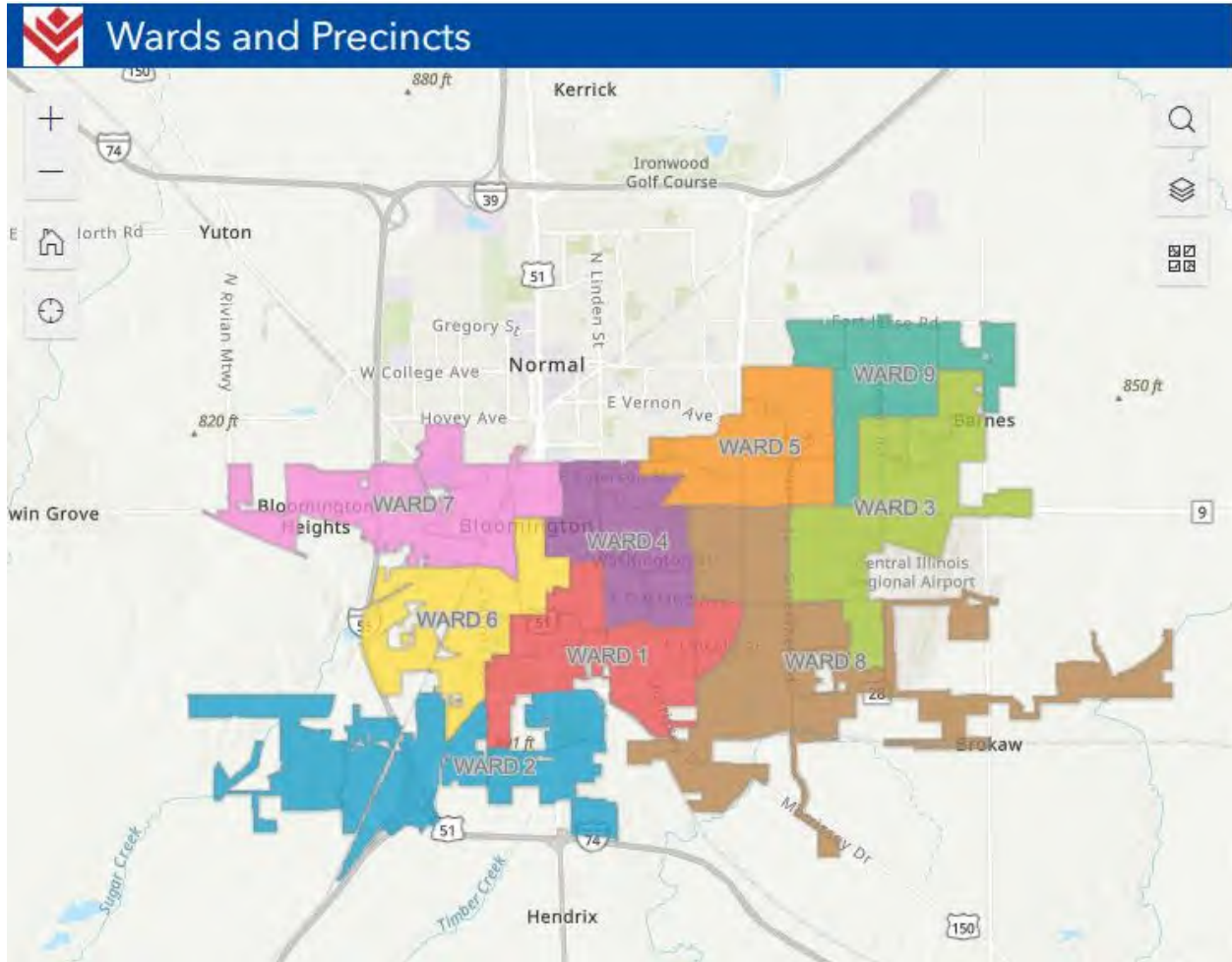
### History

Prior to the 1820s, the area of today's Bloomington was at the edge of a large grove enjoyed by the Kickapoo people before the first Euro-American settlers arrived in the early 1820s. Springing from the settlement of Keg Grove, later called Blooming Grove, Bloomington was named as county seat on December 25, 1830, when McLean County was created. When the County of McLean was incorporated a county seat was established; however, the legislation stated the site of Bloomington would be located later. James Allin, who was one of the promoters of the new county, offered to donate 60 acres of his own land for the new town. His offer was accepted and Bloomington was laid out. Its lots were sold at a big party on the 4th of July 1831. At this time there were few roads, but rich soils brought new farmers who began commerce by conducting their business in the newly formed county. People came from all over to trade and do business at the town's center, known today as Downtown Bloomington, including Abraham Lincoln who was working as a lawyer in nearby Springfield. In 1856, the City of Bloomington incorporated.



## City Organization

The City is governed by a City Council elected on a non-partisan basis composed of nine Council members and a Mayor. The City Council is responsible to enact ordinances, resolutions, and regulations which govern the City, adopt the annual budget, as well as appoint members of various statutory and ordinance boards. The City's manager is responsible to carry out the policies and ordinances established by City Council, oversee the day-to-day operations of the City, and appoint the department heads of the City's departments. The Council is elected to four-year staggered terms, while the Mayor is elected to a four-year term. The Mayor is elected at large, the Council members by ward.





### **Economic Environment**

The economic strength of the Bloomington-Normal metropolitan area is well diversified with no single dominating industry, although there are many substantial medium sized business and institutions. Diverse and stable employment sources include State Farm, Illinois State University, Illinois Wesleyan University, Country Financial, Rivian Automotive, Ferrero USA, Carle Medical Center, and OSF St. Joseph Medical Center. Multiple mid-size and small companies have insulated the Bloomington-Normal economy from severe economic swings that other communities have experienced, and this has allowed the community to maintain steady, balanced growth.

### **Public Safety**

As an exemplary law enforcement agency, the City of Bloomington Police Department will proactively fight crime and discourage wrongdoing. The Police Department will enforce laws fairly and equally, upholding the rights of all, and will promote transparency and accountability. They will continue to develop and strengthen community relationships.

The City of Bloomington Police Department is authorized the following staffing, the Police Chief, 3 Assistant Police Chiefs, 6 Lieutenants, 16 Sergeants, 108 Patrol Officers, 16 Professional Support Staff, 1 Crime Analyst, 1 Crime Intelligence Analyst, 1 seasonal support staff, 4 seasonal background investigators and 2 canines.

The Fire Department provides the following services:

1. Emergency medical services and transportation
2. Fire suppression and rescue operations
3. Fire cause and origin investigations
4. Hazardous Materials response
5. Fire and safety public education
6. Aircraft Rescue and Firefighting (ARFF) services for Central Illinois Regional Airport (CIRA)

The City of Bloomington Fire Department consists of 1 Fire Chief, 3 Deputy Chiefs, 3 Battalion Chiefs, 1 Training Officer, 1 Public Education Officer, 18 Captains, 3 EMS Shift Supervisors, 21 Engineers, 69 Firefighters, 2 Training Supervisors and 5 Civilian Support Staff. The City operates 5 fire stations and provides emergency response for fire and rescue, emergency medical, auto extrication, hazardous materials, and airport rescue firefighting.

### **Education**

Of persons 25 years or older in Bloomington, 95.3% are a high school graduate or higher and 48.2% have a bachelor's degree or higher.

The Bloomington-Normal community is served by three colleges which include Illinois State University, Illinois Wesleyan University and Heartland Community College. District 87 and Unit 5 school districts serve the community which includes 3 public high schools, 1 high school that is affiliated with Illinois State and 1 private/catholic high school.

## **Culture**

The Community is located on Historic Route 66 and has a “Cruisin With Lincoln on 66” which is a Route 66 and Abraham Lincoln themed Visitors Center and Gift Shop which celebrates the rich, historical Bloomington-Normal connection to both Route 66 and Abraham Lincoln, with panels which detail these connections, tourist assistance for travelers of today, including a complete, interactive Route 66 map and a variety gifts and souvenirs, many crafted by local artists.



The David Davis Mansion, Bloomington Center for Performing Arts (BCPA) and Bloomington Arena are just a few of the many opportunities to experience culture and entertainment options in the community.

## **Recreation**

The City of Bloomington offers many recreational amenities for its residents including 38 parks, a zoo, 3 city owned golf courses, 2 swimming pools, Bloomington Ice Center, and Constitution Trail which is a joint venture between the City of Bloomington and The Town of Normal. Much of the trail follows the old Illinois Central Gulf Railroad right of way through the community. The trail was dedicated and named as such in celebration of the 200th birthday of the United States Constitution in 1987 and the grand opening of Constitution Trail was May 6th, 1989.

The Special Opportunities Available in Recreation (S.O.A.R.) department exists to maintain and enhance the quality of life for individuals with disabilities through comprehensive, specialized recreation programs, activities and events. S.O.A.R. is a division of the Parks, Recreation & Cultural Arts Department and provides therapeutic recreation services in five component areas: Cultural Arts, Special Events, Special Interest, Youth and Sports & Fitness. S.O.A.R. also receives annual funding from the Town of Normal.

## **Transportation**

The Community is served by the Central Illinois Regional Airport (CIRA) that provides commercial flights to Chicago, Detroit, Dallas, Denver, and multiple locations in Florida. Connect Transit provides bus service in the community and is funded through Federal, State and Local entities such as the colleges, Bloomington and Normal. Amtrak has a station located in the community and is one of the most highly used stops in the State of Illinois. Major highways that intersect the communities include Interstates 55 and 74.

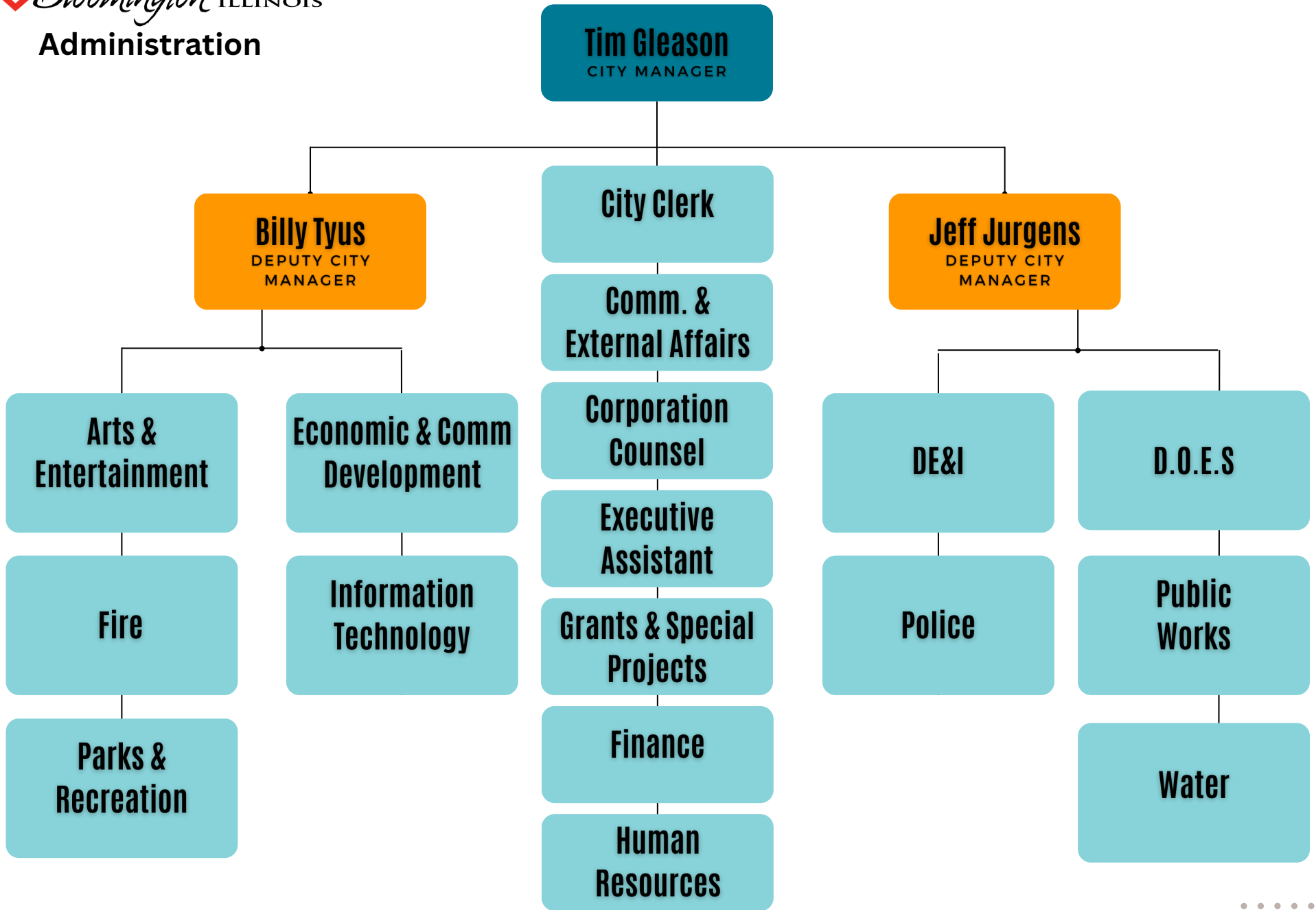
### **Healthcare**

The Community is served by 2 hospitals including Carle Medical Center, and OSF St Joseph Medical Center. Multiple Urgent Care options are available in the community in addition to a Cancer Care Center, and a Veterans Administration Clinic which came to the community in 2019.

### **Utilities**

Ameren and Corn Belt are the 2 main electric providers in the community. Nicor provides Natural Gas for a majority of the community. Cable, Satellite and Streaming services are available for residents in the community through a number of providers including Comcast, Metro-Net and various streaming options.

**Administration**



# DEMOGRAPHICS



## DEMOGRAPHICS

- Demographic and Economic Statistics Narrative
- Demographic and Economic Statistics Chart
- Principal Employers
- Capital Asset Statistics by Function/Program
- Assessed Value and Estimated Actual Value of Taxable Property
- Direct and Overlapping Property Tax Rates

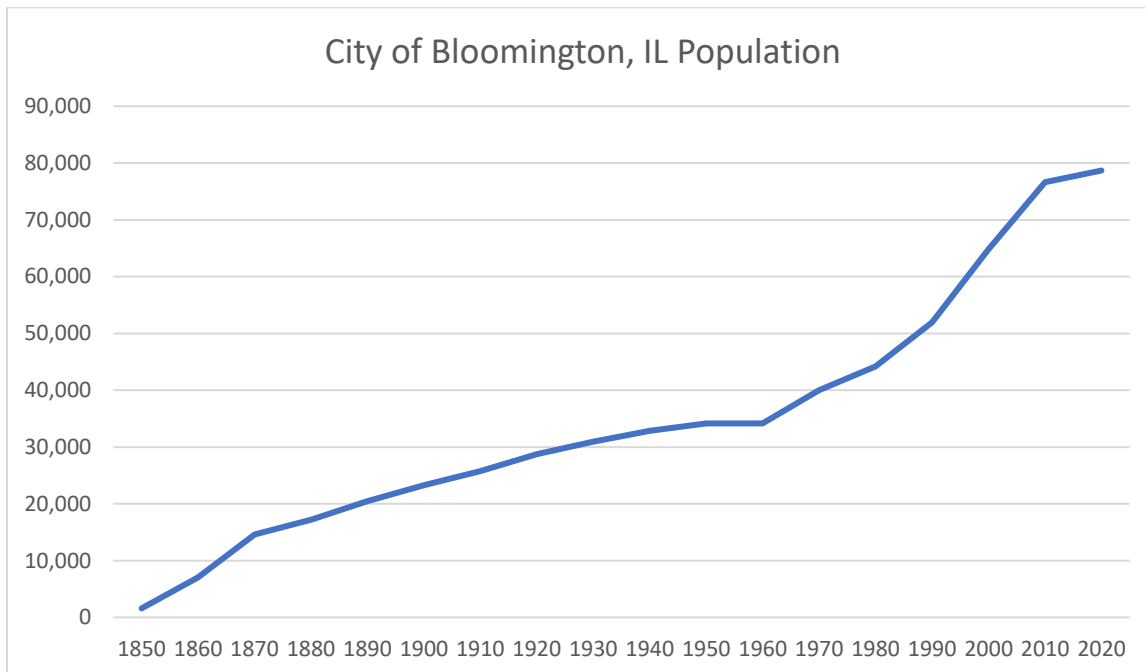
## Demographic & Economic Statistics

Total Population: 78,680 per 2020 Census

12th largest City by population in the State of Illinois

There are 2,903 people per square mile aka population density.

The median age in Bloomington is 34.2, the US median age is 37.4.



Source of map: Wikipedia

Households: 31,853

Median Household Income: \$67,507

Per Capital Personal Income: \$58,503

Owner-occupied housing unit rate: 61% Rent: 39%

Median House Cost: \$168,800

Unemployment Rate: 2.9%

**CITY OF BLOOMINGTON, ILLINOIS**  
**DEMOGRAPHIC AND ECONOMIC STATISTICS**  
**Last Ten Calendar Years**  
**(Unaudited)**

Calendar Year	Population (1)	Per Capita (2) Personal Income	Total Personal Income (thousands) (2)	Median Age (1)	School Enrollment (1)	Median House Costs (1)	Unemployment Rate (1)	Annual Airport Usage (3)
2013	77,733	\$ 43,679	\$ 3,395,300	32.3	5,428 *	\$ 173,539	7.30%	210,730
2014	78,730	\$ 43,774	\$ 3,446,327	32.2	5,415 *	\$ 169,318	5.60%	203,217
2015	78,902	\$ 46,155	\$ 3,641,722	33	5,455 *	\$ 170,899	5.40%	185,452
2016	78,005	\$ 46,950	\$ 3,662,335	33	5,455 *	\$ 169,860	5.10%	192,140
2017	78,368	\$ 47,378	\$ 3,712,919	33.3	5,300 *	\$ 175,389	4.10%	167,870
2018	77,962	\$ 49,385	\$ 3,850,153	32.7	5,315 *	\$ 176,061	4.20%	183,575
2019	77,330	\$ 50,152	\$ 3,878,254	33.8	5,423 *	\$ 175,177	3.40%	213,044
2020	78,680	\$ 55,203	\$ 4,343,372	35	5,423 *	\$ 192,802	5.90%	89,759
2021	78,680	\$ 58,503	\$ 4,603,016	34.2	5,066 *	\$ 219,500	3.40%	159,897
2022	78,680	\$ 58,178	\$ 4,577,445	35.9	4,982 *	\$ 250,136	2.90%	175,665

**Sources:**

- (1) Bloomington-Normal 2022 Economic Development Council Demographic Profile
- (2) US Commerce Department - Bureau of Economic Analysis. Data gathered for Bloomington/Normal region, as separate information is not disclosed.
- \* Private school enrollment is no longer provided as of calendar year 2009
- (3) Annual Airport Usage from CIRA website: <http://cira.com/about-the-airport/airport-statistics/>

**Unemployment Rate Comparison-United States, State of Illinois and Bloomington, Illinois**

<u>Year</u>	<u>United States</u>	<u>State of Illinois</u>	<u>City of Bloomington</u>
2013	7.60%	9.10%	7.30%
2014	5.60%	6.40%	5.60%
2015	5.00%	5.90%	5.40%
2016	4.90%	5.90%	5.40%
2017	4.10%	4.90%	4.10%
2018	3.90%	4.30%	4.20%
2019	3.50%	3.70%	3.40%
2020	6.70%	8.00%	5.90%
2021	3.90%	5.10%	3.40%
2022	3.50%	4.60%	2.90%

**CITY OF BLOOMINGTON, ILLINOIS**

**PRINCIPAL EMPLOYERS  
Current Year and Ten Years Ago  
(Unaudited)**

<u>Employer</u>	<u>2022</u>			<u>2012</u>		
	<u>Employees</u>	<u>Rank</u>	<u>Percentage of Total Employment</u>	<u>Employees</u>	<u>Rank</u>	<u>Percentage of Total Employment</u>
State Farm Insurance Company	13,000	1	14.1%	14,528	1	15.9%
Rivian Automotive	5,532	3	6.0%	-		
Illinois State University	3,885	2	4.2%	3,275	2	3.6%
Country Financial	3,718	4	4.0%	2,049	3	2.2%
Unit 5 Schools	2,432	5	2.6%	1,754	4	1.9%
Advocate BroMenn Medical Center	2,278	6	2.5%	1,157	6	1.3%
Growmark Inc.				932	7	1.0%
Heritage Operations Group	2,000	7	2.2%			
OSF-St. Joseph Medical Center	1,286	8	1.4%	832	8	0.9%
City of Bloomington	1,008	9	1.1%			
District 87 Schools	800	10	0.9%			
Afni, Inc.				778	10	0.9%
McLean County Government				806	9	0.9%
Mitsubishi Motor Manufacturing				1,270	5	1.4%
Total top 10 employers	<u>35,939</u>		38.9%	<u>27,381</u>		30.0%
Total Labor Force	92,304			91,405		

**Source:** Bloomington-Normal 2012 Economic Development Demographic Profile & Bloomington-Normal Pantagraph

**Note:** Data includes employers throughout the Bloomington-Normal Metropolitan Statistical Area.



**CITY OF BLOOMINGTON, ILLINOIS**

**Capital Asset Statistics By Function/Program  
Last Ten Fiscal Years  
(Unaudited)**

Function/Program	2014	2015	2016	2017	2018
Stations	1	1	1	1	1
Zone Offices	-	-	-	-	-
Fire, Fire Stations	5	5	5	5	5
Refuse Collection:					
Collection Trucks	21	18	18	20	18
Other Public Works	52	62	65	74	67
Streets (Miles)	322	323	324	325	325
Traffic Signals	145	145	145	145	145
Parks & Recreation:					
Acreage	640	640	640	640	640
Parks	46	46	46	38	38
Golf Course	3	3	3	3	3
Baseball/Softball Diamonds	28	24	24	24	24
In-line Hockey Rinks	1	1	1	4	4
Soccer/Football Fields	23	23	23	23	23
Basketball Courts	53	31	31	31	31
Tennis Courts	26	26	26	26	26
Swimming pools	2	2	2	2	2
Parks with Playground Equipment	32	32	32	32	32
Picnic Shelters	43	44	44	44	44
Community Centers	1	1	1	1	1
Library:					
Facilities	1	1	1	1	1
Volumes	299,628	307,261	316,319	319,329	316,420
Water:					
Lakes	2	2	2	2	2
Maximum Daily Production (MGD)	21	21	21	21	21
Average Daily Consumption (MGD)	11	11	10	10	10
Peak Consumption (MGD)	16	16	15	13	16
Wastewater:					
Sanitary Sewers (miles)	301	264	265	266	266
Storm Sewers (miles)	317	255	256	257	257
Combination Sanitary and Storm (miles)	88	85	85	85	85

**Source:** Various City Departments

**CITY OF BLOOMINGTON, ILLINOIS**

**Capital Asset Statistics By Function/Program  
Last Ten Fiscal Years  
(Unaudited)**

Function/Program	2019	2020	2021	2022	2023
Stations	1	1	1	1	1
Zone Offices					
Fire, Fire Stations	5	5	5	5	5
Refuse Collection:					
Collection Trucks	19	19	21	23	28
Other Public Works	72	74	76	77	79
Streets (Miles)	325	325	325	325	327
Traffic Signals	144	144	145	145	145
Parks & Recreation:					
Acreage	640	640	640	640	815
Parks	38	38	38	38	46
Golf Course	3	3	3	3	3
Baseball/Softball Diamonds	24	24	24	24	24
In-line Hockey Rinks	4	9	9	9	9
Soccer/Football Fields	23	23	23	23	18
Basketball Courts	31	31	31	31	17
Tennis Courts	26	26	26	26	20
Swimming pools	2	2	1	1	2
Parks with Playground Equipment	33	33	34	34	34
Picnic Shelters	45	45	46	46	46
Community Centers	1	1	1	1	1
Library:					
Facilities	1	1	1	1	1
Volumes	335,017	339,427	331,670	261,369	256,549
Water:					
Lakes	2	2	2	2	2
Maximum Daily Production (MGD)	21	21	21	21	21
Average Daily Consumption (MGD)	10	10	10	10	11
Peak Consumption (MGD)	12	11	12	12	13
Wastewater:					
Sanitary Sewers (miles)	260	260	260	261	266
Storm Sewers (miles)	244	244	244	242	243
Combination Sanitary and Storm (miles)	85	85	85	82	82

Source: Various City Departments

**CITY OF BLOOMINGTON, ILLINOIS**

**ASSESSED VALUE AND ESTIMATED ACTUAL VALUE OF TAXABLE PROPERTY  
Last Ten Fiscal Years  
(Unaudited)**

<u>Fiscal Year</u>	<u>Tax Year</u>	<u>Residential Property</u>	<u>Commercial Property</u>	<u>Industrial Property</u>	<u>Farm Property</u>	<u>Railway Property</u>
2016	2014	1,155,580,583	625,651,790	12,738,347	674,550	830,183
2017	2015	1,171,670,602	626,317,035	11,989,029	690,292	951,400
2018	2016	1,194,156,544	644,677,246	10,816,518	715,841	935,914
2019	2017	1,194,327,291	651,141,001	10,990,738	734,193	938,906
2020	2018	1,200,875,459	654,423,199	10,895,195	746,798	999,047
2021	2019	1,202,734,004	666,388,042	10,736,535	690,908	1,052,673
2022	2020	1,205,774,037	669,428,846	10,655,130	749,535	1,096,233
2023	2021	1,226,432,592	686,947,519	11,206,346	764,402	1,202,564
2024	2022	1,319,857,003	715,483,102	11,382,727	886,254	1,334,957
2025	2023	1,473,426,856	759,973,161	12,337,761	930,631	1,427,411

**Source:** County of McLean Tax Extension Office

**Note:** There is no personal property tax (on cars or jewelry); only real property is taxed. The above information presents the information for each period for which it is levied. A tax levy provides taxes remitted in the following year. The farmland value is based upon productivity instead of actual market value. The City Fiscal Year runs from May 1, 2024 through April 30, 2025 (FY 2025). The taxes levied are for calendar year 2023 payable in calendar 2024 (received in City FY 2025).

**CITY OF BLOOMINGTON, ILLINOIS**

**ASSESSED VALUE AND ESTIMATED ACTUAL VALUE OF TAXABLE PROPERTY  
Last Ten Fiscal Years  
(Unaudited)**

Fiscal Year	Tax Year	Total Taxable Assessed Value	Percent Growth	Total Direct Tax Rate	Actual Taxable Value	Value as a Percentage of Actual Value
2016	2014	1,795,475,453	1.92%	1.3211	5,386,426,359	33.33%
2017	2015	1,811,618,358	0.90%	1.3283	5,434,855,074	33.33%
2018	2016	1,851,302,063	2.19%	1.3366	5,553,906,189	33.33%
2019	2017	1,858,132,129	0.37%	1.3393	5,574,396,387	33.33%
2020	2018	1,867,939,698	0.53%	1.3468	5,603,819,094	33.33%
2021	2019	1,881,602,162	0.73%	1.3524	5,644,806,486	33.33%
2022	2020	1,887,703,781	0.32%	1.3568	5,663,111,343	33.33%
2023	2021	1,926,553,423	2.06%	1.3905	5,779,660,269	33.33%
2024	2022	2,048,944,043	6.35%	1.3954	6,146,832,129	33.33%
2025	2023	2,248,095,820	9.72%	1.2856	6,744,287,460	33.33%

**Source:** County of McLean Tax Extension Office

**Note:** There is no personal property tax (on cars or jewelry); only real property is taxed. The above information presents the information for each period for which it is levied. A tax levy provides taxes remitted in the following year. The farmland value is based upon productivity instead of actual market value. The City Fiscal Year runs from May 1, 2024 through April 30, 2025 (FY 2025). The taxes levied are for calendar year 2023 payable in calendar 2024 (received in City FY 2025).

**CITY OF BLOOMINGTON, ILLINOIS**

**DIRECT AND OVERLAPPING PROPERTY TAX RATES  
Last Ten Fiscal Years**

City Direct Rates											
Levy Year	Fiscal Year	General Fund	Fire Pension Fund	Police Pension Fund	Illinois Municipal Retirement Fund	Judgment Fund	Bond and Interest Fund	Public Benefit Fund	Public Library Fund	Audit Fund	Total Direct
2014	2016	0.35006	0.23370	0.22323	0.13940	-	0.12143	-	0.25323	-	1.32105
2015	2017	0.36593	0.23162	0.22124	0.13816	-	0.12034	-	0.25098	-	1.32827
2016	2018	0.42249	0.22665	0.21650	0.10023	-	0.11776	-	0.25296	-	1.33659
2017	2019	0.42095	0.22582	0.21570	0.09987	-	0.11733	-	0.25959	-	1.33926
2018	2020	0.43078	0.22463	0.21457	0.09934	-	0.11671	-	0.26081	-	1.34684
2019	2021	0.43960	0.22300	0.21301	0.09862	-	0.11587	-	0.26230	-	1.35240
2020	2022	0.44671	0.22228	0.21232	0.09830	-	0.11406	-	0.26317	-	1.35684
2021	2023	0.47006	0.21780	0.20804	0.09632	-	0.09367	-	0.30457	-	1.39046
2022	2024	0.48273	0.23895	0.22978	0.09057	-	0.04734	-	0.30604	-	1.39541
2023	2025	0.40823	0.21778	0.20942	0.08254	-	0.07488	-	0.29269	-	1.28554

**Source:** County of McLean Tax Extension Office

**Notes:** As a home rule unit of local government, the City of Bloomington, Illinois has no statutory tax limit

Overlapping rates are those of local and county governments that apply to property owners within the City. Not all overlapping rates apply to all City property owners, although the county property tax rates apply to all City property owners; the Airport Authority rates apply to the property owners within that Authority's geographic boundaries.

\*Rate presented is for Bloomington School District #87. City of Bloomington taxpayers in other school districts will have different rates. Other school districts that overlap with the City include: Normal School District #5, Tri-Valley Community Unit School District #3, and Olympia Unit #16.

N/A- At the time of printing, McLean County did not have the overlapping rate for 2023. This will be added to the final approved budget document.

**CITY OF BLOOMINGTON, ILLINOIS**  
**DIRECT AND OVERLAPPING PROPERTY TAX RATES**  
**Last Ten Fiscal Years**

Overlapping Rates

Levy Year	Fiscal Year	School District*	McLean County	Township	Water Reclamation District	Airport Authority	Cemetery	Heartland Community College	Total Overlapping Rates	Total All Rates
2014	2016	4.95303	0.90133	0.12541	0.17216	0.13655	-	0.50469	6.79317	8.1142
2015	2017	5.15877	0.91836	0.12433	0.17446	0.13572	-	0.54046	7.05210	8.3804
2016	2018	5.13998	0.91399	0.12166	0.17931	0.12442	-	0.58840	7.06776	8.4044
2017	2019	5.15321	0.91052	0.12660	0.18466	0.11937	-	0.58538	7.07974	8.4190
2018	2020	5.15520	0.92082	0.12594	0.18651	0.09943	-	0.58150	7.06940	8.4162
2019	2021	5.14481	0.91509	0.12503	0.18835	0.14367	-	0.58179	7.09874	8.4511
2020	2022	5.17089	0.91386	0.12463	0.18679	0.14549	-	0.57762	7.11928	8.4761
2021	2023	5.17242	0.91404	0.12213	0.18052	0.14267	-	0.57635	7.10813	8.4986
2022	2024	5.18346	0.91064	0.11483	0.17754	0.13615	-	0.58083	7.10345	8.4989
2023	2025	5.17699	0.91684	0.10465	0.16465	0.12297	-	0.58632	7.07242	8.3580

**Source:** County of McLean Tax Extension Office

**Notes:** As a home rule unit of local government, the City of Bloomington, Illinois has no statutory tax limit

Overlapping rates are those of local and county governments that apply to property owners within the City. Not all overlapping rates apply to all City property owners, although the county property tax rates apply to all City property owners; the Airport Authority rates apply to the property owners within that Authority's geographic boundaries.

\*Rate presented is for Bloomington School District #87. City of Bloomington taxpayers in other school districts will have different rates. Other school districts that overlap with the City include: Normal School District #5, Tri-Valley Community Unit School District #3, and Olympia Unit #16.

# PROCEDURAL INFORMATION



## PROCEDURAL INFORMATION

- Overview of Financial Policies and Strategies
- Long-Term Financial Plan
- City of Bloomington Budget Process
- City of Bloomington Rates
- City of Bloomington Full Time Employee Count by Department/Fund
- FY 2025 City of Bloomington Full & Part-Time Employee Count by Position/Department

**City of Bloomington, Illinois**  
**FY 2025 Budget**  
**Overview of Financial Policies and Strategies**

**Budgeting and Revenue Management**

1. Maintain a diversified revenue structure.
2. Maintain a General Fund balance of 10% to 15% of expenditures.
3. Maintain a balanced General Fund budget (i.e., expenditures less than or equal to revenues) except for planned drawdowns of the fund balance when the fund balance exceeds the target expressed in item 2 above.
4. The budget of a fund shall be considered "**balanced**" if the fund's budgeted expenditures for the year do not exceed the total of its budgeted revenues and unreserved, undesignated fund balance at the beginning of the fiscal year. The budget presented for FY 2025 is balanced.
5. Contribute to the Illinois Municipal Retirement Fund, Bloomington Firefighters' Pension Fund, and Bloomington Police Pension Fund the full amounts recommended each year by independent actuaries for employer contributions to ultimately achieve funded ratios as required by statute or local ordinance.
6. Impose moderate annual water, sewer, storm water, and solid waste rate increases to avoid large increases at irregular intervals.
7. Review and update the five-year Operating Budget and Capital Improvement Plan on an annual basis to determine the City's ability to cover operating costs and any service level changes.
8. Budget for items that will be capitalized for financial reporting purposes in distinct expenditure accounts to facilitate the preparation of the Comprehensive Annual Financial Report.



## **Debt Management**

1. Limit the period during which debt is outstanding to a time period not greater than the useful life of the asset financed by the debt.
2. In general, for debt issued after 2009, the City will strive to maintain a debt structure under which 50% of the outstanding principal will be repaid within ten years.
3. Sell bonds through competitive, rather than negotiated, sales whenever possible.
4. To aid in debt issuances, the City will select a financial advisor and/or investment banker and bond counsel on a competitive basis. These advisors will be retained for several years to provide continuity and allow these professionals to develop an understanding of the City's needs. The City will abide by the Municipal Security Rulemaking Board (MSRB) standards in selecting a financial advisor.
5. The City will follow a policy of full disclosure on every financial report and bond prospectus (Official Statement), voluntarily following disclosure guidelines provided by the Governmental Finance Officers Association unless the cost of compliance with the higher standard is unreasonable.
6. Consider the refunding of outstanding debt when a goal of at least a 4% net present value savings can be obtained.

## **Cash Management and Investments**

1. Require that all bank deposits not insured by the Federal Deposit Insurance Corporation be collateralized with high-quality securities having a market value of 102% of the underlying deposits.
2. Deposit on-hand cash no later than the next business day.
3. Maintain liquidity adequate to promptly pay financial obligations.
4. Purchase only those investments allowable under the Illinois Public Funds Investment Act.
5. Place all investment securities with a third-party custodian for safekeeping.
6. Earn a market rate of return on investments. The benchmark for short-term investments is the three-month Treasury Bill.

## **Procurement**

1. Conduct a formal competitive bidding process for purchases in excess of \$25,000; unless exempt under procurement regulations.
2. Conduct competitive quotation process for purchases up to \$25,000.
3. Obtain City Manager approval for all proposed purchases up to \$50,000 after application of bidding regulations.
4. Obtain City Council approval for all proposed purchases in excess of \$50,000 after application of bidding regulations.
5. Purchasing Credit Cards (P-Cards) are used where appropriate.

## **Accounting and Financial Reporting**

1. Issue an Annual Comprehensive Financial Report within 180 days of the end of each fiscal year that complies with generally accepted accounting principles.
2. Capitalize building improvements, land improvements, and infrastructure with a purchase price of \$100,000 or more. Capitalize vehicles, machinery, furniture, and equipment with a purchase price of \$5,000 or more.
3. Controlled non-capital items (e.g., police weapons, audio-visual equipment) will be physically inventoried as required by law or as directed by the responsible department head and shall not be inventoried less frequently than once each year.

## **Interim Financial Reporting:**

1. The Finance Department provides the City Council, City Management and Public a monthly financial report that illustrates the following information:
  - Financial summary of major fund activity.
  - Detailed information on the General Fund year to date budget to actual performance.
  - Detailed information on major revenue as compared to the budget expectation.

# **LONG-TERM FINANCIAL PLAN**

The City of Bloomington's long-term financial plan is closely tied to the budget process. Annually, the City develops a 5-year budget for operating and capital. The first year of this budget, after revisions, is the budget that the City Council adopts, and the City Staff implements on the residents and City Council's behalf. The 4 (future or out years) of the budget serve as a planning process for operating and capital expenditures with staffing, capital assets and projects on the radar for the future. The City has developed a 10-year fleet replacement plan. This is revised yearly, as is vehicle replacement priority, other options such as electric vehicles and cost. The City is developing a 20-year plan for major Capital Projects. These include streets, parks, water mains, sewer mains and storm water management. This plan allows Council to prioritize future needs with funds that are expected to be available. This, in turn, allows staff to identify available federal or state grants and future bond issues or bond refinancing, which provide an additional option to fund Capital Projects. The City's Strategic Plan runs through 2025. The City revisits the Strategic Plan each year to help develop a yearly Action Plan. There are six goals in the City's Strategic Plan. This plan was unanimously approved by the City Council on January 15, 2010. The Strategic Plan is tied to the basis of long-term planning, budgeting and daily operations. The goals include what they mean to you as a resident, objectives, and challenges and opportunities.

## **Strategic Plan**

Goal 1: Financially Sound City Providing Quality Basic Service

Goal 2: Upgrade City Infrastructure and Facilities

Goal 3: Grow the Local Economy

Goal 4: Strong Neighborhoods

Goal 5: Prosperous Downtown Bloomington

Goal 6: Great Place to Live-Livable, Sustainable City

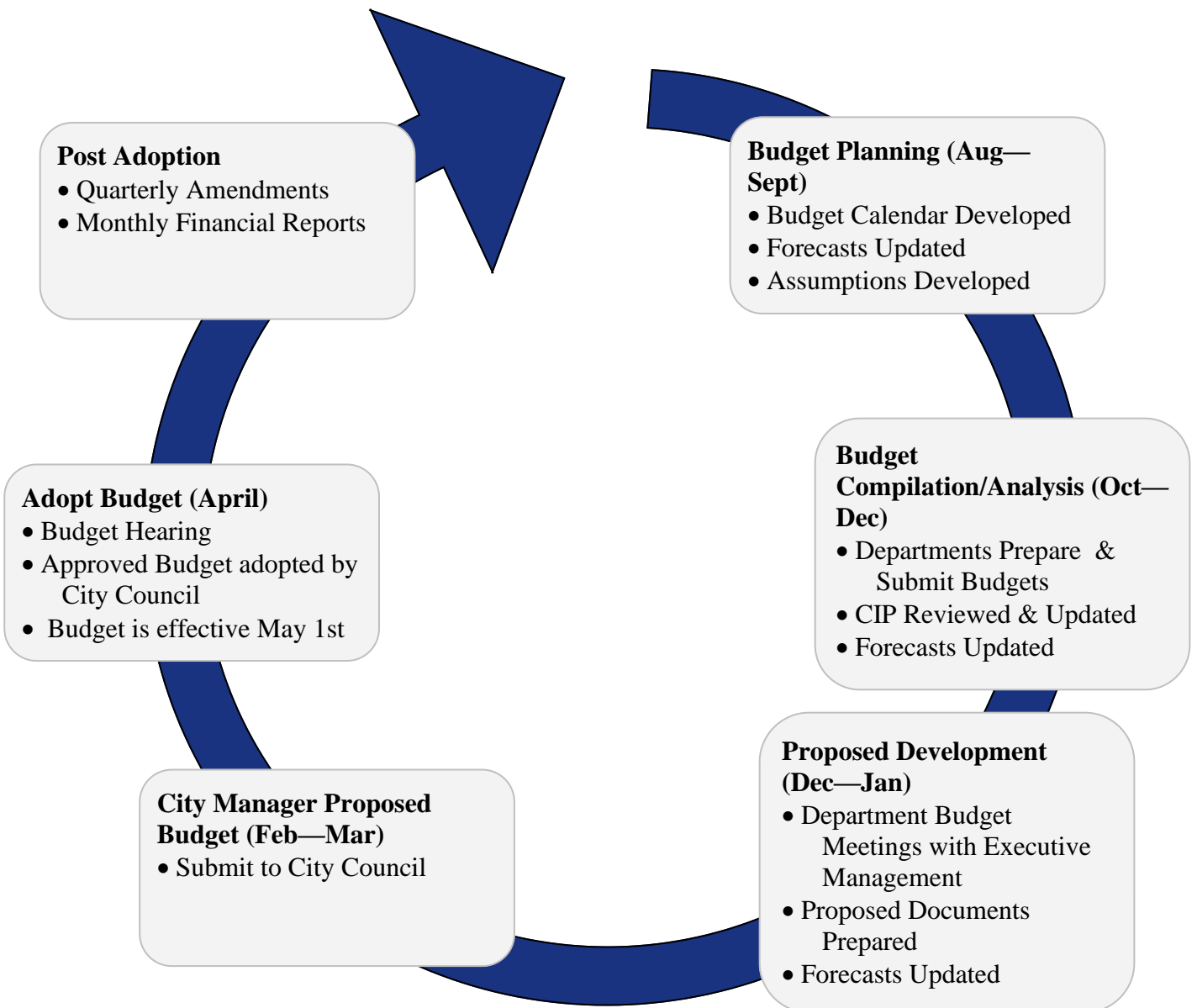
More information on the City of Bloomington's Strategic Plan is accessible through the City website. The path to the Strategic Plan is: <http://www.cityblm.org/index.aspx?page=426>

# City of Bloomington, Illinois

## FY 2025 Budget

### Budget Process

**Background** - The City of Bloomington adopts a legally binding annual budget in accordance with Chapter 65 of the Illinois Compiled Statutes. The City’s Fiscal Year runs from May 1<sup>st</sup> to April 30<sup>th</sup>. The City’s budget serves as a roadmap for the fiscal year’s expenditures and reflects the goals and priorities of the City’s elected officials. The budget is formulated with the aid, support and input of the residents of Bloomington, City staff and various Boards and Committees. The City’s Budget process begins in August with the formation of a budget calendar and ends in April with the final budget adoption. Formulation of the budget is a critical and difficult decision. The process involves analyzing resident input and data, projecting available revenue sources, identifying priorities, allocating resources and expenditures, reviewing City performance data, negotiating, and deliberating department budgets and establishing the fees, charges, and taxes necessary to provide adequate levels of services to the residents of Bloomington.



**Budget Methodology** - The expenditures in the Proposed Fiscal Year 2025 budget are projected by staff using a zero-based budget methodology. A zero-based budget approach requires each budget request be re-evaluated thoroughly, starting from the zero-base. This process is independent of whether the total budget or specific line items are increasing or decreasing. This process is very detailed and takes time to compile an adopted budget for Council review and ultimate approval.

**Budget Team** - The City's Budget Team is composed of the following positions: City Manager, Deputy City Manager, Finance Director, and the Budget Manager. During the preparation of the budget, the Finance Director and Budget Manager holds discussions with each department director and staff to review the City budget process. This meeting includes timetables and changes to the budget process. Guidance is provided at this meeting regarding additional positions, equipment and/or capital expenditures. The committee provides the City's economic outlook for each director regarding macro and micro growth within the City for forthcoming fiscal year as well as Council/City Manager directives.

**Budget Compilation** – Department's prepare their own budget requests except for line items budgeted by internal subject matter experts. Human Resources employs position budgeting to account for each position and all corresponding City paid benefits. Information services budgets for all software contracts, rolling stock of equipment and new software or hardware capabilities for all departments. The fleet manager provides the purchase list for all licensed vehicles and equipment, fuel costs and vehicle maintenance and repair. Finance budgets for all large tax revenues, debt service, workman's compensation, and general liability insurances, in addition to verifying department requests.

**Budget Meetings** - The City's Budget Team examines and analyzes each department's proposed budget and prepares work papers to assist the City Manager in evaluating the budget. The City Manager, in conjunction with the Budget Team, meet again with each department director to discuss proposed budget modifications. The budget process provides multiple touch points between departments and administration to understand the impact of decision making.

**Budgetary Control** - The City maintains budgetary control throughout the year by encumbrance accounting. All purchase orders and contracts are entered into the City's Financial System which shows the dollar amount entered as a commitment versus the current year budget. This allows departments to determine the budget dollars available throughout the fiscal year. Open encumbrances at year end are reported as assigned fund balances. The level of budgetary control is at the fund level.

**Budget Amendments** – The annual budget may be amended by a two-thirds vote of the City Council. On a quarterly basis as needed, budget staff will prepare an itemized register of recommended budget amendments. Council must vote to amend the operating budget if the following circumstances exist within any fund: increase in the overall expenditure of the fund, or a new source of revenue is identified.

**Balanced Budget** - The City’s budget is balanced if the proposed expenditures do not exceed the available resources, including proposed revenue and use of fund balance. The FY 2025 Proposed budget is balanced.

**Resident Involvement-Bloomington 101** - A program aimed at giving community members an overview of their local government. The program covers topics ranging from Police and Fire to Finance to Parks and Recreation. Participation in Bloomington 101 is free and open to anyone 16 or older. However, the ten-week program is capped at 25 participants. To be considered, applicants must agree to attend at least eight of the ten classes. The Bloomington 101 program is a great way to learn about the City of Bloomington and engage with local government officials. It covers a wide variety of topics and includes hands-on activities, facility tours and more.

To expand its reach to the community the City of Bloomington joined the Podcast Universe. Bloomington Out Loud, will feature conversations with City employees and provide a behind the scenes glance at things within City “walls”. For now, the episodes will be monthly with a plan to increase the frequency later in the year. Produced by the Communications and External Affairs Department, the new feature is hosted by Communications Manager Katherine Murphy. “As the podcast landscape continues to expand, what better way is there to reach new audiences and who better to host it?” City Manager Tim Gleason said. “The episodes will be quick, easy listening and the hope is to bring some of the great stories that people don’t usually get to hear to the community.” The podcast can be found via this link:

<https://podcasters.spotify.com/pod/show/bloomingtonoutloud>

Monthly Financial Reporting – The Finance department prepares a monthly financial summary report that is presented by the Finance Director and the second City Council Meeting of every month to discuss the prior months and year to date finances. These reports are also available on the City’s website for residents consumption. <https://www.cityblm.org/government/advanced-components/documents/-folder-145>

Budget 101 Video Series – A voiceover video series of slides that walks the resident through the City’s Budget Process. Additional videos are added annually as the budget is being developed to update stakeholders. <https://www.youtube.com/watch?v=D3h1yPjPkSM>

2021 Accomplishments – An annual presentation to the City Council and stakeholders at a City Council meeting that highlights accomplishments over the previous calendar year. <https://www.youtube.com/watch?v=OZidRCuhjnY>

Public Hearing – A required public hearing usually held during a City Council meeting in March that provides residents the opportunity to provide input on the proposed budget.

**Legal Debt Limit** - The City of Bloomington is a Home Rule form of government. Under the Illinois Revised Statutes, Home Rule governments may issue notes more than any statutory limitation and they shall not reduce the debt incurring power otherwise authorized for any such unit of government. **Thus, the City of Bloomington has no statutory debt limit.**

**Fund Balance** -The difference between assets and liabilities in a governmental fund. The governmental funds account for the tax-supported activities of a government (as opposed to the proprietary funds, which account for self-financing, business-like activities).

# CITY OF BLOOMINGTON RATES

## Current Sales Tax Rate within City Corporate Limits

Illinois	5.00%	= State Sales Tax = 6.25%
Municipality	1.00%	
County	.25%	= Home Rule Sales Tax = 2.50%
Local	2.50%	
<b>Total:</b>	<b>8.75%</b>	

Last increase was in 2016 when the Local portion increased by 1.00%.

## Local Tax Table

Tax Type	State Controlled			City Controlled		Total Tax	Total City	Notes
	State	County	City	Home Rule	Type - Specific*			
Food and Beverage	5.00%	0.25%	1.00%	2.50%	2.00%	10.75%	5.50%	
Package Liquor	5.00%	0.25%	1.00%	2.50%	4.00%	12.75%	7.50%	
Amusement	5.00%	0.25%	1.00%	0.00%	4.00%	10.25%	5.00%	Tax applies to activity that is not participative/exhibitive in nature
Hotel - Motel	5.64%	0.00%	0.00%	0.00%	6.00%	11.64%	6.00%	
Short Term Rental	0.00%	0.00%	0.00%	0.00%	6.00%	6.00%	6.00%	
Local Motor Fuel Tax					8 cents/gal	8 cents/gal	8 cents/gal	Local Only - does not include allocation of State portion of tax
Retail - General	5.00%	0.25%	1.00%	2.50%	0.00%	8.75%	3.50%	
Retail - Grocery/Prescription	0.00%	0.00%	1.00%	0.00%	0.00%	1.00%	1.00%	
Retail - Cannabis	5.00%	3.25%	1.00%	2.50%	3.00%	14.75%	6.50%	The extra 3% for the County is locally controlled.
Retail - Vehicle Use	5.00%	0.25%	1.00%	0.00%	0.75%	7.00%	1.75%	Tax on vehicles registered to residents - regardless of purchase location

\* Most Local Taxes - are paid directly to the City - with the following exceptions / notes:

Similar to the State controlled taxes, local Cannabis retail sales taxes are remitted to the State - and the State then remits to the City.

Per an Intergovernmental Agreement:

The Town of Normal collects the City's Vehicle Use Tax - and remits to the City.

The City collects Normal's Food and Beverage - and remits to them.



## Water Rates

USAGE CHARGE		
RATE PER 100 CU FT	INSIDE CITY	OUTSIDE CITY
First 2,300 cubic feet per month	\$7.11	\$16.03
Next 11,700 cubic feet per month	\$6.85	\$15.68
Next 486,000 cubic feet per month	\$6.06	\$13.72
Over 500,000 cubic feet per month	\$4.77	\$10.83

Effective May 1, 2024, the rates charged for water shall in no case be less than the monthly service charge which shall be determined by the water meter size as follows:

May 1, 2024 - April 30, 2025		
Meter Size	Inside City	Outside City
5/8 x 1/2 inch	\$1.66	\$3.66
5/8 x 3/4 inch	\$6.65	\$8.65
3/4 inch	\$7.98	\$9.98
1 inch	\$10.64	\$13.30
1 1/2 inch	\$13.97	\$17.29
2 inch	\$21.28	\$26.60
3 inch	\$37.24	\$51.87
4 inch	\$61.18	\$87.78
6 inch	\$122.36	\$174.23
8 inch	\$194.18	\$260.68

Effective May 1, 2025, the rates charged for water shall in no case be less than the monthly service charge which shall be determined by the water meter size as follows:

May 1, 2025 - April 30, 2026		
Meter Size	Inside City	Outside City
5/8 x 1/2 inch	\$2.21	\$4.86
5/8 x 3/4 inch	\$8.84	\$11.50
3/4 inch	\$10.61	\$13.27
1 inch	\$14.15	\$17.69
1 1/2 inch	\$18.57	\$23.00
2 inch	\$28.30	\$35.38
3 inch	\$49.53	\$68.99
4 inch	\$81.37	\$116.75
6 inch	\$162.74	\$231.73
8 inch	\$258.26	\$346.70

Effective May 1, 2026, the rates charged for water shall in no case be less than the monthly service charge which shall be determined by the water meter size as follows:

May 1, 2026 - April 30, 2027		
Meter Size	Inside City	Outside City
5/8 x 1/2 inch	\$2.94	\$6.47
5/8 x 3/4 inch	\$11.76	\$15.29
3/4 inch	\$14.12	\$17.64
1 inch	\$18.82	\$23.53
1 1/2 inch	\$24.70	\$30.58
2 inch	\$37.64	\$47.05
3 inch	\$65.87	\$91.75
4 inch	\$108.22	\$155.27
6 inch	\$216.44	\$308.20
8 inch	\$343.49	\$461.12

(City Code Ch. 27 Sec. 27) 7.48 Gallons = 1 cubic foot

### Fire Protection Charges

Effective May 1, 2021, the monthly rate for private fire protection, in the form of a fire booster pump, sprinkler system, private fire hydrants or any other fire suppression equipment connected to the City’s water system, shall be charged the rate of \$27.20 per inch, or fraction thereof rounded to the next highest inch, of fire service connection. Fire suppression systems that utilize a combined domestic and fire service line shall be calculated using the size of the combined line connection at the water main for determining the proper charge.

EFFECTIVE DATE	RATE PER INCH OF DIAMETER
May 1, 2021	\$27.20

### Sanitary Sewer Monthly Rates

CITY SANITARY SEWER FEES		
EFFECTIVE DATE	RATE PER 100 CU FT	MONTHLY FIXED FEE
May 1, 2023	\$2.78	\$2.61
May 1, 2024	\$2.90	\$2.73

Effective on the billing cycle beginning May 1, 2019, the established monthly rates and charges for the use of service of the sewerage system of the City will increase annually, at a compounding rate of 3% over the rate from the previous year, on May 1 of each year until May 1, 2024. Effective and beginning May 1, 2024, the sewage fees shall be increased annually on May 1 of each year by CPI-WST (Water, Sewer, and Trash Collection), based on an average of the previous calendar year, or similar index if CPI-WST is not available.

BNWRD SANITARY SEWER FEES				
EFFECTIVE DATE	RATE INCREASE	FIXED FEE (2,000 gal or 267ccf)	VARIABLE FEE (1,000 gal)	VARIABLE FEE (100 ccf)
May 1, 2024	15%	\$10.51	\$2.92	\$2.18
May 1, 2025	12%	\$11.78	\$3.26	\$2.44
May 1, 2026	12%	\$13.19	\$3.66	\$2.73

### Solid Waste Collection Fees

EFFECTIVE DATE	35 GAL. & LOW-INCOME FEE	65 GAL.	95 GAL.	BULK WASTE BUCKET	GARBAGE BAG STICKERS	SMALL TO LARGE CART FEE
May 1, 2023	\$18.54	\$28.98	\$33.62	\$25.00	\$3.00	\$30.00
May 1, 2024	\$19.34	\$30.23	\$35.07	\$25.00	\$3.00	\$30.00

Effective and beginning May 1, 2019, the refuse fees outlined above shall increase annually on May 1 of each year, at a compounding rate of 3% over the rate from the previous year until May 1, 2024. Effective and beginning May 1, 2024, the refuse fees shall be increased annually on May 1 of each year by CPI-WST (Water, Sewer, and Trash Collection), based on an average of the previous calendar year, or similar index if CPI-WST is not available.

### Storm Water Monthly Rates

STORM WATER RATES	
EFFECTIVE DATE	RATE PER IAU
May 1, 2023	\$2.19
May 1, 2024	\$2.29

Effective on the billing cycle beginning May 1, 2019, the established monthly rates, and charges for the use of service of the stormwater of the City will increase annually, at a compounding rate of 3% over the rate from the previous year, on May 1 of each year until May 1, 2024. Effective and beginning May 1, 2024, the stormwater fees shall be increased annually on May 1 of each year by CPI-WST (Water, Sewer, and Trash Collection), based on an average of the previous calendar year, or similar index if CPI-WST is not available.

Single Family Residential (Effective May 1, 2024):  
 Gross area less than or equal to 7,000 square feet  
 \$4.57/month

Gross area greater than 7,000 square feet and less than 12,000 square feet  
\$6.86/month

Gross area over 12,000 square feet \$11.42/month

Parcels other than Single Family Residential (Effective May 1, 2024):

Parcels less than 4,000 square feet will be charged a flat rate equivalent to (4) IAUs  
\$9.14/month

Charge per Impervious Area Unit (IAU) is \$2.29/month

Impervious Area Unit (IAU): 1,000 square feet of impervious area equals one IAU.

**CITY OF BLOOMINGTON FULL-TIME EMPLOYEE COUNT BY DEPARTMENT/FUND**

DEPARTMENT/FUND	FULL TIME BUDGET ADOPTED FY 2022	FULL TIME BUDGET ADOPTED FY 2023	FULL TIME BUDGET ADOPTED FY 2024	FULL TIME BUDGET ADOPTED FY 2025
ADMINISTRATION <sup>1</sup>	6	6	6	7
CITY CLERK	6	5	4	4
HUMAN RESOURCES	10	11	13	13
FINANCE	9	10	11	11
COLLECTIONS	5	5	6	6
BILLING	5	5	5	5
INFORMATION SERVICES	12	19	19	19
LEGAL	9	12	11	11
PARKS, RECREATION & CULTURAL ARTS ADMINISTRATION	8	9	9	9
PARKS MAINTENANCE	22	22	23	23
RECREATION	4	4	4	4
AQUATICS - seasonal only	0	0	0	0
BLOOMINGTON CENTER FOR THE PERFORMING ARTS	9	9	8	8
MILLER PARK ZOO	9	11	11	11
BLOOMINGTON ICE CENTER	3	3	3	3
SOAR FUND	2	2	2	2
POLICE <sup>2</sup>	144	144	145	152
COMMUNICATION CENTER	18	18	18	18
FIRE <sup>3</sup>	124	125	125	127
PACE/BUILDING SAFETY	15	15	17	17
PLANNING DIVISION	3	3	3	3
COMMUNITY ENHANCEMENT	10	11	13	13
FACILITIES MANAGEMENT <sup>4</sup>	5	6	6	7
PARKING OPERATIONS <sup>5</sup>	4	4	4	5
PUBLIC WORKS ADMIN <sup>6</sup>	5	5	4	4.33
STREET MAINTENANCE <sup>7</sup>	19	19	20	19.25
ENGINEERING <sup>6, 8</sup>	8	9	11	15.33
FLEET MANAGEMENT <sup>9</sup>	9	9	9	10
ECONOMIC DEVELOPMENT	4	5	5	5
<b>TOTAL GENERAL FUND</b>	<b>487</b>	<b>506</b>	<b>515</b>	<b>531.91</b>
HIGHLAND PARK	1	1	1	1
PRAIRIE VISTA GOLF COURSE	2	2	2	2
THE DEN	4	4	4	4
<b>TOTAL OF GOLF COURSES:</b>	<b>7</b>	<b>7</b>	<b>7</b>	<b>7</b>
SOLID WASTE MANAGEMENT <sup>7</sup>	30	30	33	32.25
BOARD OF ELECTIONS	2	2	2	2
CASUALTY	1	1	1	1
LIBRARY MAINTENANCE & OPERATIONS <sup>10</sup>	45	45	47	48
<b>WATER</b>				
ADMINISTRATIVE AND GENERAL <sup>7</sup>	7	7	7	7.34
TRANSMISSION AND DISTRIBUTION	11	11	11	11
PURIFICATION	8	8	8	8
LAKE MAINTENANCE	4	4	4	4
WATER METER SERVICES	6	6	6	6
MECHANICAL MAINTENANCE <sup>11</sup>	12	12	12	13
<b>TOTAL WATER FUND</b>	<b>48</b>	<b>48</b>	<b>48</b>	<b>49</b>
SEWER FUND <sup>7</sup>	16	16	17	17.25
STORM WATER FUND <sup>7</sup>	8	8	8	8.25
ABRAHAM LINCOLN GARAGE	1	1	1	1
CITY ARENA	1	1	1	1
ARENA VENUE	0	0	7	7
<b>TOTAL PERSONNEL YEARS ALL FUNDS</b>	<b>646</b>	<b>665</b>	<b>687</b>	<b>706</b>

Note: Excludes 45 part-time and all seasonals.

- 1 - Added 2nd Deputy City Manager to assist with workload, projects, overall City growth.
- 2 - Added 5 Patrol Officers, Crime Data Analyst, and Crime Intel Analyst to better serve residents.
- 3 - Added 2 training supervisors due to change in hiring ordinance.
- 4 - Added Utility Worker position in FY 2024 to better maintain City facilities/buildings.
- 5 - Added a Parking Supervisor position in FY 2024 to spread out workload.
- 6 - Management Analyst Position now split 3 ways between PW Admin, Engineering & Water Admin.
- 7 - Assistant Supt. of PW Position split 4 ways between Street Maintenance, Sewer, Storm & Solid Waste
- 8 - Added 1 Engineering Tech, Director of Operation & Engineering Services, Project & Grant Manager, Senior Civil Engineer positions.
- 9 - 1 Fleet Technician Laborer added in FY 2024 for maintenance of City equipment/vehicles.
- 10 - 1 Security position added in FY 2025 due to Library Expansion project.
- 11 - Added 1 Mechanic Position to assist with overall workload.

## FY 2025 Adopted City of Bloomington Full and Part-Time Employee Count

Position Description	Org	Object	Object Description	
<b>10011110 Administration Count</b>			<b>17</b>	
ALDERMAN (9)	10011110	61110	Salary PT	
CITY MANAGER	10011110	61100	Salary FT	
COMMUNICATION MANAGER	10011110	61100	Salary FT	
DEPUTY CITY MANAGER (2)	10011110	61100	Salary FT	
EXECUTIVE ASSISTANT	10011110	61100	Salary FT	
DIVERSITY OFFICER	10011110	61100	Salary FT	
COMMUNITY RELATIONS MANAGER	10011110	61100	Salary FT	
MAYOR	10011110	61110	Salary PT	
<b>10011110 Count</b>				<b>17</b>
<b>10011110 Administration Count</b>			<b>4</b>	
SUPPORT STAFF V - CITY CLERK	10011310	61100	Salary FT	
CITY CLERK	10011310	61100	Salary FT	
DEPUTY CITY CLERK	10011310	61100	Salary FT	
RECORDS & LICENSING SPECIALIST	10011310	61100	Salary FT	
<b>10011310 Count</b>				<b>4</b>
<b>10011410 Human Resources Count</b>			<b>13</b>	
ASSISTANT HUMAN RESOURCES MANAGER	10011410	61100	Salary FT	
COMPENSATION AND BENEFITS MANAGER	10011410	61100	Salary FT	
COMPENSATION AND BENEFITS REPRESENTATIVE	10011410	61100	Salary FT	
DIRECTOR HUMAN RESOURCES	10011410	61100	Salary FT	
EMPLOYMENT COODINATOR	10011410	61100	Salary FT	
HUMAN RESOURCES ANALYST	10011410	61100	Salary FT	
PAYROLL COORDINATOR	10011410	61100	Salary FT	
PAYROLL SUPERVISOR (2)	10011410	61100	Salary FT	
PAYROLL SUPERVISOR	10011410	61100	Salary FT	
TALENT ACQUISITION & DEVELOPMENT MANAGER	10011410	61100	Salary FT	
WELLNESS COORDINATOR	10011410	61100	Salary FT	
RECRUITER	10011410	61100	Salary FT	
WORKFORCE DEVELOPMENT COORDINATOR	10011410	61100	Salary FT	
<b>10011410 Count</b>				<b>13</b>
<b>10011510 Finance Count</b>			<b>11</b>	
SUPPORT STAFF IV - FINANCE	10011510	61100	Salary FT	
SUPPORT STAFF V - FINANCE	10011510	61100	Salary FT	
ACCOUNTANT (4)	10011510	61100	Salary FT	
BUDGET MANAGER	10011510	61100	Salary FT	
CHIEF ACCOUNTANT	10011510	61100	Salary FT	
DIRECTOR FINANCE	10011510	61100	Salary FT	
JR. ACCOUNTANT	10011510	61100	Salary FT	
ACCOUNTING ASSISTANT	10011510	61100	Salary FT	
<b>10011510 Count</b>				<b>11</b>
<b>10011520 Collections Count</b>			<b>6</b>	
HUB OPERATIONS MANAGER	10011520	61100	Salary FT	
ASSISTANT HUB MANAGER	10011510	61100	Salary FT	
SUPPORT STAFF IV (2)	10011520	61100	Salary FT	
SUPPORT STAFF V (2)	10011520	61100	Salary FT	
<b>10011520 Count</b>				<b>6</b>
<b>10011530 Billings Count</b>			<b>5</b>	
UTILITY BILLING COORDINATOR	10011530	611000	Salary FT	
SUPPORT STAFF IV BILLING (4)	10011530	611000	Salary FT	
<b>10011530 Count</b>				<b>5</b>

## FY 2025 Adopted City of Bloomington Full and Part-Time Employee Count

Position Description	Org	Object	Object Description	
<b>10011610 Information Services Count</b>			<b>19</b>	
ADMINISTRATIVE ASSISTANT	10011610	61100	Salary FT	
APPLICATION SUPPORT SPECIALIST (3)	10011610	61100	Salary FT	
DATA BASE ADMINISTRATOR	10011610	61100	Salary FT	
DIRECTOR INFORMATION SERVICES	10011610	61100	Salary FT	
NETWORK ADMINISTRATOR	10011610	61100	Salary FT	
PC SUPPORT SPECIALIST	10011610	61100	Salary FT	
PROGRAMMER ANALYST (2)	10011610	61100	Salary FT	
SYSTEM ADMINISTRATOR	10011610	61100	Salary FT	
SENIOR BUSINESS SYSTEMS ANALYST	10011610	61100	Salary FT	
ASSISTANT DIRECTOR	10011610	61100	Salary FT	
ENTERPRISE MANAGER	10011610	61100	Salary FT	
OPERATIONS MANAGER	10011610	61100	Salary FT	
TECHNICAL ANALYST-FIRE	10011610	61100	Salary FT	
TECHNICAL ANALYST-POLICE	10011610	61100	Salary FT	
SECURITY ADMINISTRATOR	10011610	61100	Salary FT	
NETWORK ANALYST	10011610	61100	Salary FT	
	<b>10011610 Count</b>			<b>19</b>
<b>10011710 Legal Count</b>			<b>11</b>	
PROCUREMENT MANAGER	10011710	61100	Salary FT	
PROCUREMENT SPECIALIST	10011710	61100	Salary FT	
ADMINISTRATIVE ASSISTANT	10011710	61100	Salary FT	
ASSISTANT CORPORATION COUNSEL	10011710	61100	Salary FT	
PARALEGAL (2)	10011710	61100	Salary FT	
CORPORATION COUNSEL	10011710	61100	Salary FT	
ASSISTANT CORPORATION COUNSEL	10011710	61100	Salary FT	
ASSISTANT CORPORATION COUNSEL	10011710	61100	Salary FT	
CONTRACT ADMINISTRATOR	10011710	61100	Salary FT	
CONTRACT SPECIALIST	10011710	61100	Salary FT	
	<b>10011710 Count</b>			<b>11</b>
<b>10014105 Parks, Recreation and Cultural Administration Count</b>			<b>9</b>	
SUPPORT STAFF IV	10014105	61100	Salary FT	
SUPPORT STAFF V	10014105	61100	Salary FT	
ASSISTANT DIRECTOR PARKS RECREATIONS & CULTURAL ARTS	10014105	61100	Salary FT	
DIRECTOR PARKS RECREATIONS & CULTURAL ARTS	10014105	61100	Salary FT	
MARKETING ASSOCIATE	10014105	61100	Salary FT	
MARKETING MANAGER	10014105	61100	Salary FT	
OFFICE MANAGER	10014105	61100	Salary FT	
PARKS PROJECT MANAGER	10014105	61100	Salary FT	
BUSINESS MANAGER	10014105	61100	Salary FT	
	<b>10014105 Count</b>			<b>9</b>
<b>10014110 Parks Maintenance Count</b>			<b>23</b>	
LABORER - PARKS (6)	10014110	61100	Salary FT	
TRUCK DRIVER - PARKS	10014110	61100	Salary FT	
PARK SECURITY OFFICER	10014110	61100	Salary FT	
UTILITY WORKER - PARKS (5)	10014110	61100	Salary FT	
HEAVY MACHINE OPERATOR-PARKS	10014110	61100	Salary FT	
HORTICULTURIST (4)	10014110	61100	Salary FT	
FORESTER (3)	10014110	61100	Salary FT	
ASSISTANT SUPERINTENDENT PARK MAINTENANCE	10014110	61100	Salary FT	
SUPERINTENDENT PARK MAINTENANCE	10014110	61100	Salary FT	
	<b>10014110 Count</b>			<b>23</b>

## FY 2025 Adopted City of Bloomington Full and Part-Time Employee Count

Position Description	Org	Object	Object Description	
<b>10014112 Recreation Count</b>			<b>4</b>	
RECREATION PROGRAM MANAGER (3)	10014112	61100	Salary FT	
SUPERINTENDENT OF RECREATION	10014112	61100	Salary FT	
<b>10014112 Count</b>				<b>4</b>
<b>10014125 Bloomington Center for Performing Arts Count</b>			<b>8</b>	
LABORER - CUSTODIAN - BCPA	10014125	61100	Salary FT	
SUPPORT STAFF IV - BCPA	10014125	61100	Salary FT	
ASSISTANT DIRECTOR	10014125	61100	Salary FT	
DEVELOPMENT MANAGER	10014125	61100	Salary FT	
HOUSE MANAGER	10014125	61100	Salary FT	
PRODUCTION MANAGER	10014125	61100	Salary FT	
RENTAL MANAGER	10014125	61100	Salary FT	
PATRON SERVICES MANAGER	10014125	61100	Salary FT	
<b>10014125 Count</b>				<b>8</b>
<b>10014136 Miller Park Zoo Count</b>			<b>11</b>	
ZOOKEEPER (6)	10014136	61100	Salary FT	
SUPPORT STAFF V - ZOO	10014136	61100	Salary FT	
SUPERINTENDENT OF ZOO	10014136	61100	Salary FT	
ZOO CURATOR	10014136	61100	Salary FT	
ZOO EDUCATION INSTRUCTOR	10014136	61100	Salary FT	
UTILITY WORKER	10014136	61100	Salary FT	
<b>10014136 Count</b>				<b>11</b>
<b>10014160 Bloomington Ice Center Count</b>			<b>3</b>	
ASSISTANT ICE CENTER MANAGER - HOCKEY	10014160	61100	Salary FT	
ASSISTANT ICE CENTER MANAGER - SKATING	10014160	61100	Salary FT	
ICE CENTER MANAGER	10014160	61100	Salary FT	
<b>10014160 Count</b>				<b>3</b>
<b>10014170 SOAR Count</b>			<b>2</b>	
RECREATION PROGRAM MANAGER (2)	10014170	61100	Salary FT	
<b>10014170 Count</b>				<b>2</b>
<b>10015110 Police Count</b>			<b>152</b>	
POLICE SERGEANT (16)	10015110	61100	Salary FT	
POLICE LIEUTENANT (6)	10015110	61100	Salary FT	
CRIME & INTELLIGENCE ANALYST S	10015110	61100	Salary FT	
CRIME DATE ANALYST	10015110	61100	Salary FT	
CRIME INTEL ANALYST	10015110	61100	Salary FT	
OFFICE MANAGER - POLICE	10015110	61100	Salary FT	
PROPERTY, RECORDS & CSO MANAGER	10015110	61100	Salary FT	
CRIME INTELLIGENCE ANALYST	10015110	61100	Salary FT	
CRIME DATA ANALYST	10015110	61100	Salary FT	
ASSISTANT POLICE CHIEF (3)	10015110	61100	Salary FT	
OFFICE ASSOCIATE - POLICE ADMINISTRATION	10015110	61100	Salary FT	
POLICE CHIEF	10015110	61100	Salary FT	
ADMINISTRATIVE ASSISTANT POLIC	10015110	61100	Salary FT	
LABORER - CUSTODIAN - POLICE (2)	10015110	61100	Salary FT	
SUPPORT STAFF IV - POLICE CSO (4)	10015110	61100	Salary FT	
SUPPORT STAFF IV - POLICE RECORDS	10015110	61100	Salary FT	
PROPERTY AND RECORDS TECH (2)	10015110	61100	Salary FT	
PROPERTY AND RECORDS TECH	10015110	61100	Salary FT	
PATROL OFFICER (108)	10015110	61100	Salary FT	
<b>10015110 Count</b>				<b>152</b>



## FY 2025 Adopted City of Bloomington Full and Part-Time Employee Count

Position Description	Org	Object	Object Description	
<b>10015118 Communication Center Count</b>			<b>18</b>	
TELECOMMUNICATOR (16)	10015118	61100	Salary FT	
COMMUNICATION CENTER MANAGER	10015118	61100	Salary FT	
COMMUNICATION CENTER SHIFT SUPERVISOR	10015118	61100	Salary FT	
	<b>10015118 Count</b>			<b>18</b>
<b>10015210 Fire Count</b>			<b>127</b>	
FIREFIGHTER - EMT I (4)	10015210	61100	Salary FT	
FIREFIGHTER PARAMEDIC (65)	10015210	61100	Salary FT	
FIREFIGHTER PARAMEDIC-40HRS	10015210	61100	Salary FT	
EMS SUPEVISOR (3)	10015210	61100	Salary FT	
ENGINEER - FIRE (21)	10015210	61100	Salary FT	
CAPTAIN - FIRE (18)	10015210	61100	Salary FT	
SUPPORT STAFF IV - FIRE (2)	10015210	61100	Salary FT	
ASSISTANT FIRE CHIEF (3)	10015210	61100	Salary FT	
DEPUTY CHIEF OF OPERATIONS	10015210	61100	Salary FT	
DEPUTY CHIEF OF TRAINING	10015210	61100	Salary FT	
DEPUTY CHIEF OF ADMINISTRATION/EMS	10015210	61100	Salary FT	
FIRE CHIEF	10015210	61100	Salary FT	
TRAINING SUPERVISOR (2)	10015210	61100	Salary FT	
FIRE TRAINING OFFICER	10015210	61100	Salary FT	
MAINTENANCE COORDINATOR	10015210	61100	Salary FT	
MANAGEMENT ANALYST	10015210	61100	Salary FT	
OFFICE MANAGER - FIRE	10015210	61100	Salary FT	
	<b>10015210 Count</b>			<b>127</b>
<b>10015410 Building Safety Count</b>			<b>17</b>	
SUPPORT STAFF V - BLDG SFTY (2)	10015410	61100	Salary FT	
SUPPORT STAFF IV -BLDG SFTY	10015410	61100	Salary FT	
PLUMBING INSPECTOR IV	10015410	61100	Salary FT	
BUIDLING INSPECTOR IV	10015410	61100	Salary FT	
FIRE INSPECTOR IV (4)	10015410	61100	Salary FT	
BUILDING OFFICIAL	10015410	61100	Salary FT	
ASST. DIRECTOR ECONOMIC & COMMUNITY DEVELOPMENT	10015410	61100	Salary FT	
OFFICE MANAGER	10015410	61100	Salary FT	
HVAC INSPECTOR IV	10015410	61100	Salary FT	
ELECTRICAL INSPECTOR IV	10015410	61100	Salary FT	
MULTI-DISCIPLINE INSPECTOR III	10015410	61100	Salary FT	
MULTI-DISCIPLINE INSPECTOR IV	10015410	61100	Salary FT	
COMMERCIAL BUILDING INSPECTOR IV	10015410	61100	Salary FT	
	<b>10015410 Count</b>			<b>17</b>
<b>10015420 Planning Count</b>			<b>3</b>	
CITY PLANNER	10015420	61100	Salary FT	
ASSISTANT CITY PLANNER (2)	10015420	61100	Salary FT	
	<b>10015420 Count</b>			<b>3</b>

## FY 2025 Adopted City of Bloomington Full and Part-Time Employee Count

Position Description	Org	Object	Object Description	
<b>10015430 Community Enhancement Count</b>			<b>13</b>	
GRANT COORDINATOR	10015430	61100	Salary FT	
GRANT SPECIALIST	10015430	61100	Salary FT	
SUPPORT STAFF IV	10015430	61100	Salary FT	
REHAB SPECIALIST INSPECTOR III	10015430	61100	Salary FT	
RENTAL INSPECTOR II (2)	10015430	61100	Salary FT	
PROPERTY MAINTENANCE INSPECTOR II (2)	10015430	61100	Salary FT	
COMMUNITY ENHANCEMENT INSPECTOR II (3)	10015430	61100	Salary FT	
DIVISION MANAGER	10015430	61100	Salary FT	
CODE COMPLIANCE SUPERVISOR	10015430	61100	Salary FT	
<b>10015430 Count</b>				13
<b>10015480 Facilities Maintenance Count</b>			<b>7</b>	
UTILITY WORKER (2)	10015480	61100	Salary FT	
LABORER-CUSTODIAN	10015480	61100	Salary FT	
SUPPORT STAFF V	10015480	61100	Salary FT	
FACILITY MAINTENANCE SUPERVISOR	10015480	61100	Salary FT	
FACILITY MANAGER	10015480	61100	Salary FT	
CUSTODIAN	10015480	61100	Salary FT	
<b>10015480 Count</b>				7
<b>10015490 Parking Count</b>			<b>5</b>	
LABORER-CUSTODIAN	10015490	61100	Salary FT	
PARKING SUPERVISOR	10015490	61100	Salary FT	
PARKING ENFORCEMENT PARKING OPERATIONS (2)	10015490	61100	Salary FT	
PARKING CREWLEADER	10015490	61100	Salary FT	
<b>10015490 Count</b>				5
<b>10016110 Public Works Administration Count</b>			<b>4.33</b>	
SUPPORT STAFF IV	10016110	61100	Salary FT	
OPERATIONS MANAGER (.33 FTE)	10016110	61100	Salary FT	
DIRECTOR PUBLIC WORKS	10016110	61100	Salary FT	
OFFICE MANAGER	10016110	61100	Salary FT	
MANAGEMENT ANALYST	10016110	61100	Salary FT	
<b>10016110 Count</b>				4.33
<b>10016120 Street Maintenance Count</b>			<b>19.25</b>	
LABORER (5)	10016120	61100	Salary FT	
TRUCK DRIVER (3)	10016120	61100	Salary FT	
TRUCK DRIVER	10016120	61100	Salary FT	
TRUCK DRIVER	10016120	61100	Salary FT	
CREWLEADER (4)	10016120	61100	Salary FT	
SIGN MAINTENANCE COORDINATOR	10016120	61100	Salary FT	
UTILITY WORKER	10016120	61100	Salary FT	
HEAVY MACHINE OPERATOR (4)	10016120	61100	Salary FT	
ASST. SUPERINTENDENT PW (.25 FTE)	10016120	61100	Salary FT	
SUPERINTENDENT STREETS	10016120	61100	Salary FT	
<b>10016120 Count</b>				19.25

## FY 2025 Adopted City of Bloomington Full and Part-Time Employee Count

Position Description	Org	Object	Object Description	
<b>10016210 Engineering Count</b>				<b>15.33</b>
SUPPORT STAFF V	10016210	61100	Salary FT	
CITY ELECTRICIAN (2)	10016210	61100	Salary FT	
ASSISTANT CITY ENGINEER (2)	10016210	61100	Salary FT	
DIRECTOR OPERATION & ENGINEERING SERVICES	10016210	61100	Salary FT	
ASST. DIRECTOR PUBLIC WORKS	10016210	61100	Salary FT	
MANAGEMENT ANALYST (.33 FTE)	10016210	61100	Salary FT	
PROJECT & GRANT MANAGER	10016210	61100	Salary FT	
SENIOR CIVIL ENGINEER	10016210	61100	Salary FT	
ENGINEERING TECHNICIAN (2)	10016210	61100	Salary FT	
ENGINEERING TECHNICIAN II (2)	10016210	61100	Salary FT	
CIVIL ENGINEER I	10016210	61100	Salary FT	
TRAFFIC ENGINEER	10016210	61100	Salary FT	
	<b>10016210 Count</b>			15.33
<b>10016310 Fleet Management Count</b>				<b>10</b>
FLEET EQUIPMENT TECHNICIAN (5)	10016310	61100	Salary FT	
LEAD FLEET TECHNICIAN (2)	10016310	61100	Salary FT	
FLEET TECHNICIAN LABORER	10016310	61100	Salary FT	
SUPERINTENDENT FLEET MAINTENANCE	10016310	61100	Salary FT	
ASST. SUPERINTENDENT FLEET MAINTENANCE	10016310	61100	Salary FT	
	<b>10016310 Count</b>			10
<b>10019170 Economic Development Count</b>				<b>5</b>
ECONOMIC DEVELOPMENT COORDINATOR	10019170	61100	Salary FT	
ECONOMIC DEVELOPMENT SPECIALIST	10019170	61100	Salary FT	
DOWNTOWN DEVELOPMENT MANGER	10019170	61100	Salary FT	
OUTREACH & EVENTS COORDINATOR	10019170	61100	Salary FT	
DIRECTOR ECONOMIC DEVELOPMENT	10019170	61100	Salary FT	
	<b>10019170 Count</b>			5
<b>20700700 Board of Elections Count</b>				<b>2</b>
ELECTIONS - FULLTIME (2)	20700700	61100	Salary FT	
	<b>20700700 Count</b>			2

## FY 2025 Adopted City of Bloomington Full and Part-Time Employee Count

Position Description	Org	Object	Object Description	
<b>23103100 Library Operations</b>			<b>83</b>	
DIRECTOR	23103100	61100	Salary FT	
LIBRARY ASSISTANT (1)	23103100	61100	Salary FT	
LIBRARY ASSOCIATE (8)	23103100	61100	Salary FT	
LIBRARY CUSTODIAN 40 (3)	23103100	61100	Salary FT	
LIBRARY IT SERVICES MANAGER	23103100	61100	Salary FT	
LIBRARY MARKETING & PUBLIC RELATIONS MANAGER	23103100	61100	Salary FT	
LIBRARY SECURITY OFFICER	23103100	61100	Salary FT	
LIBRARY SECURITY SUPERVISOR	23103100	61100	Salary FT	
LIBRARY SECURITY SITE SUPERVISOR	23103100	61100	Salary FT	
LIBRARY TECHNICAL ASSISTANT (12)	23103100	61100	Salary FT	
LIBRARIAN II (4)	23103100	61100	Salary FT	
LIBRARIAN I (9)	23103100	61100	Salary FT	
LIBRARY NETWORK ADMINSTRATOR	23103100	61100	Salary FT	
LIBRARY ADMINISTRATIVE ASSISTANT	23103100	61100	Salary FT	
LIBRARY UNIT MANAGER (2)	23103100	61100	Salary FT	
LIBRARY ASSISTANT 15 HRS (3)	23103100	61110	Salary PT	
LIBRARY ASSOCIATE (5)	23103100	61110	Salary PT	
LIBRARY ASSISTANT 19 HRS (17)	23103100	61110	Salary PT	
LIBRARY CUSTODIAN 19 HRS (1)	23103100	61110	Salary PT	
LIBRARY SHELVER (2)	23103100	61110	Salary PT	
LIBRARY TECHNICAL ASSISTANT (5)	23103100	61110	Salary PT	
LIBRARY SECURITY 19 HRS (2)	23103100	61110	Salary PT	
LIBRARY SECURITY 15 HRS (1)	23103100	61110	Salary PT	
<b>23103100 Count</b>				<b>83</b>
<b>50100110 Water Administration Count</b>			<b>7.34</b>	
OPERATIONS MANAGER	50100110	61100	Salary FT	
ENGINEERING TECHNICIAN	50100110	61100	Salary FT	
DIRECTOR WATER	50100110	61100	Salary FT	
MANAGEMENT ANALYST (.34 FTE)	10016210	61100	Salary FT	
SUPPORT STAFF IV -WATER METER 3 (2)	50100110	61100	Salary FT	
CIVIL ENGINEER II-WATER (2)	50100110	61100	Salary FT	
<b>50100110 Count</b>				<b>7.34</b>
<b>50100120 Water Transmission &amp; Distribution Count</b>			<b>11</b>	
CIVIL ENGINEER II	50100120	61100	Salary FT	
SUPT WATER DISTRIBUTION	50100120	61100	Salary FT	
WATER MAINTENANCE CREWLEADER (2)	50100120	61100	Salary FT	
WATER MAINTENANCE WORKER (7)	50100120	61100	Salary FT	
<b>50100120 Count</b>				<b>11</b>
<b>50100130 Water Purification Count</b>			<b>8</b>	
SUPPORT STAFF IV	50100130	61100	Salary FT	
LABORATORY TECHNICIAN	50100130	61100	Salary FT	
WATER PLANT OPERATOR (3)	50100130	61100	Salary FT	
SUPERINTENDENT WATER PURIFICATION	50100130	61100	Salary FT	
WATER LABORATORY SUPERVISOR	50100130	61100	Salary FT	
UTILITY WORKER	50100130	61100	Salary FT	
<b>50100130 Count</b>				<b>8</b>
<b>50100140 Lake Maintenance Count</b>			<b>4</b>	
LAKE FACILITIES CREWLEADER	50100140	61100	Salary FT	
WATER PROPERTY MANAGER	50100140	61100	Salary FT	
EQUIPMENT OPERATOR I (2)	50100140	61100	Salary FT	
<b>50100140 Count</b>				<b>4</b>
<b>50100150 Water Meter Services Count</b>			<b>6</b>	

## FY 2025 Adopted City of Bloomington Full and Part-Time Employee Count

Position Description	Org	Object	Object Description	
WATER METER CREWLEADER	50100150	61100	Salary FT	
WATER METER READER	50100150	61100	Salary FT	
WATER METER SERVICE (3)	50100150	61100	Salary FT	
SUPT WTR MTR SRV & BLLNG	50100150	61100	Salary FT	
	<b>50100150 Count</b>			6
<b>50100160 Water Mechanical Maintenance Count</b>			<b>13</b>	
WATER PLANT OPERATOR/RELIEF (3)	50100160	61100	Salary FT	
PUMP STATION MAINTENANCE CREWLEADER	50100160	61100	Salary FT	
MECHANIC (4)	50100160	61100	Salary FT	
MECHANIC CREWLEADER	50100160	61100	Salary FT	
CHIEF ELECTRICIAN (2)	50100130	61100	Salary FT	
SUPERINTENDENT MECHANICAL MAINTENANCE	50100130	61100	Salary FT	
PUMP STATION MAINTENANCE/RELIEF	50100160	61100	Salary FT	
	<b>50100160 Count</b>			13
<b>51101100 Sanitary Sewer Count</b>			<b>17.25</b>	
LABORER - SEWERS (3)	51101100	61100	Salary FT	
TRUCK DRIVER - SEWERS (2)	51101100	61100	Salary FT	
CREWLEADER - SEWERS	51101100	61100	Salary FT	
HEAVY MACHINE OPERATOR-STREETS	51101100	61100	Salary FT	
HEAVY MACHINE OPERATOR-SEWERS (3)	51101100	61100	Salary FT	
CITY ELECTRICIAN -SEWER	51101100	61100	Salary FT	
CIVIL ENGINEER II (2)	51101100	61100	Salary FT	
CIVIL ENGINEER I	51101100	61100	Salary FT	
ENGINEERING TECHNICIAN III	51101100	61100	Salary FT	
ENGINEERING TECHNICIAN II	51101100	61100	Salary FT	
ASST. SUPERINTENDENT PW (.25 FTE)	10016120	61100	Salary FT	
WATER JULIE CREWLEADER	51101100	61100	Salary FT	
	<b>51101100 Count</b>			17.25
<b>53103100 Storm Water Count</b>			<b>8.25</b>	
LIGHT MACHINE OPERATOR-PARKS	53103100	61100	Salary FT	
CREWLEADER - STORM WATER	53103100	61100	Salary FT	
ASST. SUPERINTENDENT PW (.25 FTE)	10016120	61100	Salary FT	
HEAVY MACHINE OPERATOR-STORM WATER (3)	53103100	61100	Salary FT	
CIVIL ENGINEER I	53103100	61100	Salary FT	
ENGINEERING TECHNICIAN	53103100	61100	Salary FT	
ENGINEERING TECHNICIAN II	53103100	61100	Salary FT	
	<b>53103100 Count</b>			8.25
<b>54404400 Solid Waste Count</b>			<b>32.25</b>	
LABORER - SOLID WASTE (8)	54404400	61100	Salary FT	
TRUCK DRIVER - SOLID WASTE (10)	54404400	61100	Salary FT	
SOLID WASTE TRUCK DRIVER (9)	54404400	61100	Salary FT	
HEAVY MACHINE OPERATOR-SOLID WASTE (4)	54404400	61100	Salary FT	
ASST. SUPERINTENDENT PW (.25 FTE)	10016120	61100	Salary FT	
SUPERINTEDENT SOLID WASTE	54404400	61100	Salary FT	
	<b>54404400 Count</b>			32.25
<b>55605600 Abraham Lincoln Parking Deck Count</b>			<b>1</b>	
PARKING ENFORCEMENT PARKING OPERATIONS	55605600	61100	Salary FT	
	<b>55605600 Count</b>			1
<b>56406400 Highland Park Golf Course Count</b>			<b>1</b>	
GREENSKEEPER - HIGHLAND	56406400	61100	Salary FT	
	<b>56406400 Count</b>			1

## FY 2025 Adopted City of Bloomington Full and Part-Time Employee Count

Position Description	Org	Object	Object Description	
<b>56406410 Prairie Vista Golf Course Count</b>			<b>2</b>	
GOLF GUEST SERVICES MANAGER	56406410	61100	Salary FT	
GREENSKEEPER - PRAIRIE VISTA	56406410	61100	Salary FT	
<b>56406410 Count</b>				<b>2</b>
<b>56406420 The Den at Fox Creek Golf Course Count</b>			<b>4</b>	
SUPERINTENDENT GOLF	56406420	61100	Salary FT	
HEAD GOLF PROFESSIONAL	56406420	61100	Salary FT	
GREENSKEEPER - DEN	56406420	61100	Salary FT	
ASSISTANT GREENSKEEPER - DEN	56406420	61100	Salary FT	
<b>56406420 Count</b>				<b>4</b>
<b>57107110 Arena (Facilities) Count</b>			<b>1</b>	
UTILITY WORKER	57107110	61100	Salary FT	
<b>57107110 Count</b>				<b>1</b>
<b>57107120 Arena (Entertainment) Count</b>			<b>7</b>	
DIRECTOR OF ENTERTAINMENT & CULTURAL ARTS	57107120	61100	Salary FT	
ASSISSTANT PRODUCTION MANAGER	57107120	61100	Salary FT	
BUSINESS MANAGER ARTS & ENTERTAINMENT	57107120	61100	Salary FT	
OPERATIONS MANAGER ARTS & ENTERTAINMENT	57107120	61100	Salary FT	
FOOD & BEVERAGE MANAGER	57107120	61100	Salary FT	
MARKETING MGR ARTS & ENTERTAINMENT	57107120	61100	Salary FT	
FACILITY & UTILITY MANAGER ARTS & ENTERTAINMENT	57107120	61100	Salary FT	
<b>57107120 Count</b>				<b>7</b>
<b>60150150 Casualty Count</b>			<b>1</b>	
SAFETY AND RISK MANAGER	60150150	61100	Salary FT	
<b>60150150 Count</b>				<b>1</b>
<b>Total City Full &amp; Part-Time</b>			<b>734</b>	
<b>Total Count</b>				<b>751</b>

# BUDGET OVERVIEW



## BUDGET OVERVIEW

- City of Bloomington Fund Structure Narrative
- City of Bloomington FY 2025 Budget Fund Structure Chart
- Basis of Budgeting and Accounting Narrative
- Basis of Budgeting and Accounting Chart
- Adopted Revenues FY 2024 Budget vs. Adopted Revenues FY 2025 Budget
- Adopted Expenditures FY 2024 Budget vs. Adopted Expenditures FY 2025 Budget
- Summary of Revenues all Funds by Source and by Fund Type
- Summary of Expenditures all Funds by Classification and by Fund
- FY 2025 Budget Summary of Revenues and Expenditures and Changes in Fund Balance

# City of Bloomington, Illinois

## Fiscal Year 2025 Budget

### Fund Structure

The accounts of the City are organized based on funds, each of which is a separate accounting entity. The operations of each fund are accounted for by providing a separate set of self-balancing accounts which comprise its assets, liabilities, reserves, fund balance/net assets, revenues, and expenditures as appropriate.

Funds are classified in the following categories: governmental, proprietary, and fiduciary. Below is a list of funds and brief descriptions that are included within the City's financial statements. Many funds are composed of multiple divisions (ex. General, Debt Service, Water, etc.) and these divisions are consolidated for the purpose of financial statement preparation.

Governmental Funds – are those funds through which most governmental functions typically are financed.

#### Major Governmental Funds

- General – The General Fund is the government's primary operating fund. It accounts for all financial resources of the general government, except those required to be accounted for in another fund.
- Library – The Library Fund accounts for the tax and other resources used to provide library services to operate the Bloomington Public Library.
- Debt Service – The Debt Service Fund accounts for the servicing of the general long-term debt not financed by a specific source. The Debt Service Fund is composed of the General Bond and Interest Fund, Arena Bond Redemption Fund, and the Multi-Project Bond Redemption Fund.

#### Non-Major Governmental Funds

- Motor Fuel Tax – The Motor Fuel Tax Fund accounts for the revenue and expenditures related to projects financed by the Motor Fuel Tax funds collected and distributed by the State of Illinois.
- Board of Election – The Board of Election Fund accounts for the tax resources used to provide for the Election Commission expense.
- Drug Enforcement – The Drug Enforcement Fund accounts for police department revenues from drug raids.
- Community Development – The Community Development Fund accounts for the federally funded block grant program designed to assist low- and moderate-income families and eliminate slum and blight conditions.
- IHDA Grants – The IHDA Grants Fund accounts for the state funded grant program for single family rehabilitation projects for low to moderate income households.



- Empire Street Corridor TIF Fund – The Empire Street Corridor TIF Fund is used to tract the expenses and revenues related to the Empire Street Corridor Redevelopment Project Area.
- Downtown Southwest TIF Fund – The Downtown Southwest TIF Fund is used to tract the expenses and revenues related to the Downtown Southwest Redevelopment Project Area.
- Downtown East Washington TIF Fund – The Downtown East Washington TIF Fund is used to tract the expenses and revenues related to the Downtown East Washington Redevelopment Project Area.
- Park Dedication – The Park Dedication Fund accounts for collections to be used for future park development.
- Capital Improvement – The Capital Improvement Fund accounts for the receipts and disbursements of monies used for the acquisition of capital facilities.
- Capital Lease – The Capital Lease Fund accounts for equipment purchased with proceeds from capital leases.
- Capital Improvement (Asphalt & Concrete) – The Capital Improvement (Asphalt & Concrete) Fund accounts for the receipts from the Local Motor Fuel Tax & .25% of the 1.00% Home Rule Sales Tax increase enacted January 1, 2016, used for street resurfacing and sidewalk repair.

Proprietary Funds – are used to account for government’s on-going organizations and activities which are similar to and often found in the private sector.

Enterprise Funds – are used to account for those operations that are financed and operated in a manner similar to private business or where the City has decided that the determination of revenues earned, costs incurred, and/or net income is necessary for management accountability.

- Water – The Water Fund accounts for the operation of the City’s water treatment facilities and services.
- Sewer - The Sewer Fund accounts for the operation of the City’s waste disposal activities.
- Storm Water – The Storm Water Fund accounts for the operation of the City’s storm water management activities.
- Solid Waste - The Solid Waste Fund accounts for the activities of operating the City’s Solid Waste Program.
- Abraham Lincoln Parking Facility – The Abraham Lincoln Parking Facility Fund accounts for the activities of operating a parking facility owned by the McLean County Public Building Commission.
- Golf – The Golf Fund accounts for the activities of operating the City’s three golf courses.
- Bloomington Arena – The Bloomington Arena Fund accounts for the activities of operating the City’s Downtown sports and entertainment facility.

Internal Service Funds – are used to finance and account for services and commodities provided by designated departments or agencies to other department and agencies of the City.

- Casualty Insurance – The Casualty Insurance Fund accounts for the premiums and payments of claims for insurance for the City.

- Employee Group Healthcare – The Employee Insurance and Benefits Fund accounts for the premiums and claims of all covered City employees and their covered dependents and Township employees.
- Retiree Group Healthcare – The Retiree Group Healthcare Fund accounts for the premiums and claims of all covered City retirees and their covered dependents.

Fiduciary Funds – are used to account for assets held on behalf of outside parties, including other governments, or on behalf of other funds within the government.

- John M. Scott Trust – The John M. Scott Fund grants are awarded to community entities serving the healthcare needs of vulnerable McLean County residents, specifically those who are either un-insured or under-insured. These costs are funded through a private trust.

### **Identification of Unbudgeted Funds**

The City has a fund which is included in the audited financial statements but is not included in the budget; the Foreign Fire Insurance Board (FFIB), which is considered outside the normal operations of the City.

# City of Bloomington, Illinois

## FY 2025 Budget

### Fund Structure Chart

**General Fund**

- 1001 General
  - \* Administrative (Non-Department, Admin, Clerk, Finance, HR, IS, Legal)
  - \* Parks & Recreation (Recreation, Aquatics etc.)
  - \* Bloomington Center for Performing Arts
  - \* Public Safety (Police and Fire - including Pensions)
  - \* Community Development (Safety, Comm. Enh, Planning, Econ Dev)
  - \* Facilities (Maint, Gov Ctr, Parking Enforcement)
  - \* Public Works (St Maint, Snow, Engineering, Fleet)
  - \* Other (Cty Health, Public Trans, Sister Cities, Transfers)

**Special Revenue Funds**

- 2030 Motor Fuel Tax (State)
- 2070 Board of Elections
- 2090 Drug Enforcement
- 2240 Community Development
- 2250 IHDA Grants
- 2310 Library
- 2320 Library Fixed Assets
- 2410 Park Dedication
- 2510 Empire St Corridor TIF
- 2520 Downtown Southwest TIF
- 2530 Downtown East Washington TIF

**Debt Service Funds**

- 3010 General Bond & Interest
- 3060 Arena Bond Redemption Fund
- 3062 Multi-Project Bond Redemption Fund

**Capital Project Funds**

- 4010 Capital Improvement
- 4011 Capital Lease Funds
- 4012 Capital Improvement (Asphalt & Concrete)

**Enterprise Funds**

- 5010 Water
- 5110 Sewer
- 5310 Storm Water
- 5440 Solid Waste
- 5560 Abraham Lincoln Parking Facility
- 5640 Golf
- 5710 Arena

**Internal Service Funds**

- 6015 Casualty Insurance
- 6020 Employee Group Health Care
- 6028 Retiree Group Health Care

**Fiduciary Fund**

- 7210 J M Scott

\* General Fund Functional Departments (not all listed)

# Basis of Budgeting and Accounting

The City prepares budgets on a cash basis. This is different from the accounting process which utilizes a modified accrual basis. Cash basis recognizes the cash inflows and outflows of a business, without concern for the matching principle. In other words, revenues and expenses are recognized as cash is exchanged, not when earned or in the period they benefit. Modified accrual accounting is an alternative bookkeeping method that combines accrual-basis accounting with cash-basis accounting. It recognizes revenues when they become available and measurable and, with a few exceptions, records expenditures when liabilities are incurred.

The City's independent auditors annually provide a reconciliation of actual expenditures compared to the adopted budget in accordance with state law.

The City shall use the Annual Audited Financial Statements (Audit) to detail the final status of the City's finances compared to budget on the basis of Generally Accepted Accounting Principles (GAAP). In most cases, this conforms to the way the City prepares its budget. Exceptions are as follows:

1. Compensated absences are accrued as earned by employees (GAAP) as opposed to being expended when paid (Budget).
2. Capital Outlay within the enterprise funds are shown as assets (GAAP) and are shown as expenses in the budget.
3. Bond and loan principal payments within the enterprise funds are shown as reductions of liabilities (GAAP) and are shown as expenses in the budget.

Due to expenditure limitation statutes, the City must identify all possible expenditures and corresponding revenues within the budget. The Budget Manager, Finance Director and Department Heads closely monitor expenditures to ensure that they are being spent for the purpose identified in the budget and that the corresponding revenue is adequate. The Chief Accountant shall establish and maintain a detailed accounting structure to record revenues and expenditures at the level of detail shown in the budget.



# BASIS OF BUDGETING AND ACCOUNTING

Fund number	Fund Name	Fund Type	Organization number	Organization Name	Program	Basis of Budgeting	Basis of Accounting
1001	General	General	10010010	Non-Departmental	General Government	Modified Cash	Modified Accrual
1001	General	General	10011110	Administration	General Government	Modified Cash	Modified Accrual
1001	General	General	10011310	City Clerk	General Government	Modified Cash	Modified Accrual
1001	General	General	10011410	Human Resources	General Government	Modified Cash	Modified Accrual
1001	General	General	10011510	Finance	General Government	Modified Cash	Modified Accrual
1001	General	General	10011520	Collections	General Government	Modified Cash	Modified Accrual
1001	General	General	10011530	Billing	General Government	Modified Cash	Modified Accrual
1001	General	General	10011610	Information Services	General Government	Modified Cash	Modified Accrual
1001	General	General	10011710	Legal	General Government	Modified Cash	Modified Accrual
1001	General	General	10014105	Parks Administration	Culture and Recreation	Modified Cash	Modified Accrual
1001	General	General	10014110	Parks Maintenance	Culture and Recreation	Modified Cash	Modified Accrual
1001	General	General	10014112	Recreation	Culture and Recreation	Modified Cash	Modified Accrual
1001	General	General	10014120	Aquatics	Culture and Recreation	Modified Cash	Modified Accrual
1001	General	General	10014125	Bloomington Center for Performing Arts	Culture and Recreation	Modified Cash	Modified Accrual
1001	General	General	10014130	BCPA Capital Campaign	Culture and Recreation	Modified Cash	Modified Accrual
1001	General	General	10014136	Miller Park Zoo	Culture and Recreation	Modified Cash	Modified Accrual
1001	General	General	10014160	Bloomington Ice Center	Culture and Recreation	Modified Cash	Modified Accrual
1001	General	General	10014170	Special Olympics and Recreation (SOAR)	Culture and Recreation	Modified Cash	Modified Accrual
1001	General	General	10015110	Police Administration	Public Safety	Modified Cash	Modified Accrual
1001	General	General	10015111	Police Pension	Public Safety	Modified Cash	Modified Accrual
1001	General	General	10015118	Communication Center	Public Safety	Modified Cash	Modified Accrual
1001	General	General	10015210	Fire	Public Safety	Modified Cash	Modified Accrual
1001	General	General	10015211	Fire Pension	Public Safety	Modified Cash	Modified Accrual
1001	General	General	10015410	Building Safety	Public Safety	Modified Cash	Modified Accrual
1001	General	General	10015420	Planning	Public Safety	Modified Cash	Modified Accrual
1001	General	General	10015430	Community Enhancement	Public Safety	Modified Cash	Modified Accrual
1001	General	General	10015480	Facilities Maintenance	General Government	Modified Cash	Modified Accrual
1001	General	General	10015485	Government Center	General Government	Modified Cash	Modified Accrual
1001	General	General	10015490	Parking Maintenance & Operations	Downtown Parking-General	Modified Cash	Modified Accrual
1001	General	General	10016110	Public Works Administration	Highways and Streets	Modified Cash	Modified Accrual
1001	General	General	10016120	Street Maintenance	Highways and Streets	Modified Cash	Modified Accrual
1001	General	General	10016124	Snow and Ice Removal	Highways and Streets	Modified Cash	Modified Accrual
1001	General	General	10016210	Engineering Administration	Highways and Streets	Modified Cash	Modified Accrual
1001	General	General	10016310	Fleet Management	General Government	Modified Cash	Modified Accrual
1001	General	General	10019140	McLean County Mental Health	General Government	Modified Cash	Modified Accrual
1001	General	General	10019160	Sister City	General Government	Modified Cash	Modified Accrual
1001	General	General	10019170	Economic Development	General Government	Modified Cash	Modified Accrual
1001	General	General	10019180	General Fund Transfers	General Government	Modified Cash	Modified Accrual
1001	General	General	10019190	Public Transportation	General Government	Modified Cash	Modified Accrual
2030	Motor Fuel Tax	Special Revenue	20300300	Motor Fuel Tax	Highways and Streets	Modified Cash	Modified Accrual
2070	Board of Elections	Special Revenue	20700700	Board of Elections	General Government	Modified Cash	Modified Accrual
2090	Drug Enforcement	Special Revenue	20900900	Drug Enforcement	Public Safety	Modified Cash	Modified Accrual
2090	Drug Enforcement	Special Revenue	20900910	DARE	Public Safety	Modified Cash	Modified Accrual
2090	Drug Enforcement	Special Revenue	20900920	DUI Enforcement	Public Safety	Modified Cash	Modified Accrual
2090	Drug Enforcement	Special Revenue	20900930	Marijuana Leaf Testing	Public Safety	Modified Cash	Modified Accrual
2090	Drug Enforcement	Special Revenue	20900940	Federal Drug Enforcement	Public Safety	Modified Cash	Modified Accrual
2090	Drug Enforcement	Special Revenue	20900950	Project Safe Neighborhood	Public Safety	Modified Cash	Modified Accrual
2090	Drug Enforcement	Special Revenue	20900960	Cyber Crime Grant	Public Safety	Modified Cash	Modified Accrual
2098	Foreign Fire Insurance Board (FFIB)			Foreign Fire Insurance	Public Safety	Not budgeted	Modified Accrual
2240	Community Development	Special Revenue	22402410	Community Development Administration	Community Development	Modified Cash	Modified Accrual
2240	Community Development	Special Revenue	22402430	Community Development Rehabilitation	Community Development	Modified Cash	Modified Accrual
2240	Community Development	Special Revenue	22402440	Community Development Capital Improvement	Community Development	Modified Cash	Modified Accrual
2240	Community Development	Special Revenue	22402450	Community Development Community Service	Community Development	Modified Cash	Modified Accrual
2240	Community Development	Special Revenue	22402460	Community Development Continuum of Care	Community Development	Modified Cash	Modified Accrual
2240	Community Development	Special Revenue	22402470	Community Development Lead Hazard Control	Community Development	Modified Cash	Modified Accrual
2250	Single Family Owner Occupied Rehab	Special Revenue	22502520	Single Family Owner Occupied Rehab	Community Development	Modified Cash	Modified Accrual
2310	Library Maintenance and Operations	Special Revenue	23103100	Library Maintenance and Operations	Culture and Recreation	Modified Cash	Modified Accrual
2320	Library Fixed Asset Replacement	Special Revenue	23203200	Library Fixed Asset Replacement	Culture and Recreation	Modified Cash	Modified Accrual

# BASIS OF BUDGETING AND ACCOUNTING

Fund number	Fund Name	Fund Type	Organization number	Organization Name	Program	Basis of Budgeting	Basis of Accounting
2410	Park Dedication	Special Revenue	24104100	Park Dedication	Culture and Recreation	Modified Cash	Modified Accrual
2510	Empire Street Corridor TIF	Special Revenue	25105100	Empire Street Corridor TIF	Community Development	Modified Cash	Modified Accrual
2520	Downtown Southwest TIF	Special Revenue	25205200	Downtown Southwest TIF	Community Development	Modified Cash	Modified Accrual
2530	Downtown East Washington TIF	Special Revenue	25305300	Downtown East Washington TIF	Community Development	Modified Cash	Modified Accrual
3010	General Bond and Interest	Debt Service	30100100	General Bond and Interest	Interest Long Term Debt	Modified Cash	Modified Accrual
3060	Arena Bond Redemption	Debt Service	30600600	Arena Bond Redemption	Interest Long Term Debt	Modified Cash	Modified Accrual
3060	Multi-Project Bond Redemption	Debt Service	30620620	Multi-Project Bond Redemption	Interest Long Term Debt	Modified Cash	Modified Accrual
4010	Capital Improvements	Capital Projects	40100100	Capital Improvements	Other	Modified Cash	Modified Accrual
4011	Capital Lease	Capital Projects	40110147	FY 2023 Capital Lease	Interest Long Term Debt	Modified Cash	Modified Accrual
4011	Capital Lease	Capital Projects	40110149	FY 2024 Capital Lease	Interest Long Term Debt	Modified Cash	Modified Accrual
4011	Capital Lease	Capital Projects	40110151	FY 2025 Capital Lease	Interest Long Term Debt	Modified Cash	Modified Accrual
4011	Capital Lease	Capital Projects	40110153	FY 2026 Capital Lease	Interest Long Term Debt	Modified Cash	Modified Accrual
4011	Capital Lease	Capital Projects	40110155	FY 2027 Capital Lease	Interest Long Term Debt	Modified Cash	Modified Accrual
4011	Capital Lease	Capital Projects	40110157	FY 2028 Capital Lease	Interest Long Term Debt	Modified Cash	Modified Accrual
4011	Capital Lease	Capital Projects	40110159	FY 2029 Capital Lease	Interest Long Term Debt	Modified Cash	Modified Accrual
4012	Capital Improvement (Asphalt & Concrete)	Capital Projects	40120200	Capital Improvement (Asphalt & Concrete)	Other	Modified Cash	Modified Accrual
5010	Water	Enterprise	50100110	Water Administration	Water Utility	Modified Cash	Accrual
5010	Water	Enterprise	50100120	Water Transmission and Distribution	Water Utility	Modified Cash	Accrual
5010	Water	Enterprise	50100130	Water Purification	Water Utility	Modified Cash	Accrual
5010	Water	Enterprise	50100140	Lake Maintenance	Water Utility	Modified Cash	Accrual
5010	Water	Enterprise	50100150	Water Meter Service	Water Utility	Modified Cash	Accrual
5010	Water	Enterprise	50100160	Water Mechanical Maintenance	Water Utility	Modified Cash	Accrual
5110	Sewer	Enterprise	51101100	Sanitary Sewer Operations	Sewer Utility	Modified Cash	Accrual
5310	Storm Water	Enterprise	53103100	Storm Water Operations	Storm Water Utility	Modified Cash	Accrual
5440	Solid Waste	Enterprise	54404400	Solid Waste Management	Solid Waste	Modified Cash	Accrual
5560	Abraham Lincoln Parking	Enterprise	55605600	Abraham Lincoln Parking Deck	Downtown Parking-Proprietary	Modified Cash	Accrual
5560	Abraham Lincoln Parking	Enterprise	55605610	Abraham Lincoln Parking Deck-Capital Lease	Downtown Parking-Proprietary	Modified Cash	Accrual
5640	Golf	Enterprise	56406400	Golf Operations-Highland	Golf Courses	Modified Cash	Accrual
5640	Golf	Enterprise	56406410	Golf Operations-Prairie Vista	Golf Courses	Modified Cash	Accrual
5640	Golf	Enterprise	56406420	Golf Operations-Den at Fox Creek	Golf Courses	Modified Cash	Accrual
5710	City Arena	Enterprise	57107110	City Arena	City Arena	Modified Cash	Accrual
5710	Bloomington Arena	Enterprise	57107120	Bloomington Arena	Bloomington Arena	Modified Cash	Accrual
6015	Casualty Insurance	Internal Service	60150150	Casualty Insurance	Other	Modified Cash	Accrual
6020	Employee Health Insurance	Internal Service	60202010	Blue Cross/Blue Shield	Other	Modified Cash	Accrual
6020	Employee Health Insurance	Internal Service	60200220	2017 Blue Cross/Blue Shield	Other	Modified Cash	Accrual
6020	Employee Health Insurance	Internal Service	60200221	BCBS 600/1200	Other	Modified Cash	Accrual
6020	Employee Health Insurance	Internal Service	60200222	BCBS HAS	Other	Modified Cash	Accrual
6020	Employee Insurance & Benefits	Internal Service	60200230	Police Plan	Other	Modified Cash	Accrual
6020	Employee Insurance & Benefits	Internal Service	60200232	Health Alliance HMO	Other	Modified Cash	Accrual
6020	Employee Insurance & Benefits	Internal Service	60200233	Blue Cross/Blue Shield HMO	Other	Modified Cash	Accrual
6020	Employee Insurance & Benefits	Internal Service	60200240	Dental	Other	Modified Cash	Accrual
6020	Employee Insurance & Benefits	Internal Service	60200242	Enhanced Employee Dental	Other	Modified Cash	Accrual
6020	Employee Insurance & Benefits	Internal Service	60200250	Vision	Other	Modified Cash	Accrual
6020	Employee Insurance & Benefits	Internal Service	60200252	Enhanced Employee Vision	Other	Modified Cash	Accrual
6020	Employee Insurance & Benefits	Internal Service	60200290	Miscellaneous Benefits	Other	Modified Cash	Accrual
6028	Retiree Health Care	Internal Service	60280210	Blue Cross/Blue Shield	Other	Modified Cash	Accrual
6028	Retiree Health Care	Internal Service	60280221	BCBS 600/1200	Other	Modified Cash	Accrual
6028	Retiree Health Care	Internal Service	60280222	BCBS HAS	Other	Modified Cash	Accrual
6028	Retiree Health Care	Internal Service	60280230	Police Plan	Other	Modified Cash	Accrual
6028	Retiree Health Care	Internal Service	60280232	Health Alliance HMO	Other	Modified Cash	Accrual
6028	Retiree Health Care	Internal Service	60280233	Blue Cross/Blue Shield HMO	Other	Modified Cash	Accrual
6028	Retiree Health Care	Internal Service	60280240	Dental	Other	Modified Cash	Accrual
6028	Retiree Health Care	Internal Service	60280242	Enhanced Employee Dental	Other	Modified Cash	Accrual
6028	Retiree Health Care	Internal Service	60280250	Vision	Other	Modified Cash	Accrual
6028	Retiree Health Care	Internal Service	60280252	Enhanced Employee Vision	Other	Modified Cash	Accrual
6028	Retiree Health Care	Internal Service	60280260	Medical Supplies	Other	Modified Cash	Accrual
6028	Retiree Health Care	Internal Service	60280290	Miscellaneous Benefits	Other	Modified Cash	Accrual
7210	J.M. Scott Health Care	Fiduciary	72102100	J.M. Scott Health Care	Health and Welfare	Modified Cash	Accrual

**CITY OF BLOOMINGTON, IL**  
**Revenue**  
**FY 2024 Adopted Budget vs FY 2025 Adopted Budget**

Fund	FY 2024 Adopted Budget	FY 2025 Adopted Budget	Dollar Increase/(Decrease)	Percentage Increase/(Decrease)
<b>General Fund:</b>				
General Fund <sup>1</sup>	\$ 129,075,038	\$ 143,089,385	\$ 14,014,346	10.86%
<b>General Fund Total:</b>	<b>\$ 129,075,038</b>	<b>\$ 143,089,385</b>	<b>\$ 14,014,346</b>	<b>10.86%</b>
<b>Special Revenue:</b>				
Motor Fuel Tax <sup>1</sup>	\$ 26,693,600	\$ 32,952,358	\$ 6,258,758	23.45%
Board of Elections <sup>1</sup>	\$ 688,372	\$ 884,327	\$ 195,955	28.47%
Drug Enforcement <sup>1</sup>	\$ 228,450	\$ 274,098	\$ 45,648	19.98%
Community Development	\$ 1,711,392	\$ 1,990,693	\$ 279,301	16.32%
IDHA	\$ 293,650	\$ 239,760	\$ (53,890)	-18.35%
Library <sup>1</sup>	\$ 12,276,961	\$ 7,855,653	\$ (4,421,308)	-36.01%
Park Dedication <sup>1</sup>	\$ 30,000	\$ 403,715	\$ 373,715	1245.72%
Empire St. Corridor TIF	\$ 561,998	\$ 574,961	\$ 12,963	2.31%
Downtown Southwest TIF	\$ 10,130	\$ 29,508	\$ 19,378	191.29%
Downtown East Washington TIF <sup>1</sup>	\$ 87,386	\$ 72,309	\$ (15,077)	-17.25%
<b>Special Revenue Total:</b>	<b>\$ 42,581,939</b>	<b>\$ 45,277,382</b>	<b>\$ 2,695,443</b>	<b>6.33%</b>
<b>Debt Service:</b>				
General Bond & Interest	\$ 3,496,714	\$ 3,380,102	\$ (116,612)	-3.33%
Arena Bond Redemption	\$ 1,868,451	\$ 1,951,086	\$ 82,636	4.42%
Multi-Project Bond Redemption <sup>1</sup>	\$ 1,234,288	\$ 1,212,480	\$ (21,808)	-1.77%
<b>Debt Service Total:</b>	<b>\$ 6,599,453</b>	<b>\$ 6,543,668</b>	<b>\$ (55,785)</b>	<b>-0.85%</b>
<b>Capital Project:</b>				
Capital Improvement <sup>1</sup>	\$ 5,612,000	\$ 10,951,851	\$ 5,339,851	95.15%
Capital Lease	\$ 2,930,675	\$ 1,637,706	\$ (1,292,969)	-44.12%
<b>Capital Improvement (Asphalt &amp; Concrete) <sup>1</sup></b>	<b>\$ 10,000,000</b>	<b>\$ 11,997,021</b>	<b>\$ 1,997,021</b>	<b>19.97%</b>
<b>Capital Project Total:</b>	<b>\$ 18,542,675</b>	<b>\$ 24,586,578</b>	<b>\$ 6,043,903</b>	<b>32.59%</b>
<b>Enterprise:</b>				
Water Fund <sup>1</sup>	\$ 27,795,003	\$ 41,557,485	\$ 13,762,482	49.51%
Sewer Fund	\$ 12,229,684	\$ 16,146,577	\$ 3,916,893	32.03%
Storm Water Fund	\$ 8,446,869	\$ 12,223,578	\$ 3,776,710	44.71%
Solid Waste Fund	\$ 8,563,100	\$ 8,848,000	\$ 284,900	3.33%
Abraham Lincoln Parking Deck	\$ 1,485,000	\$ 455,000	\$ (1,030,000)	-69.36%
Golf Courses <sup>1</sup>	\$ 3,885,815	\$ 2,917,666	\$ (968,149)	-24.91%
Bloomington Arena Fund <sup>1</sup>	\$ 11,302,940	\$ 8,861,393	\$ (2,441,547)	-21.60%
<b>Enterprise Total:</b>	<b>\$ 73,708,411</b>	<b>\$ 91,009,700</b>	<b>\$ 17,301,289</b>	<b>23.47%</b>
<b>Internal Service Fund:</b>				
Casualty Insurance	\$ 5,210,057	\$ 5,324,250	\$ 114,193	2.19%
Employee Insurance and Benefits	\$ 11,797,100	\$ 13,202,650	\$ 1,405,550	11.91%
Employee Retiree Group Healthcare	\$ 1,829,455	\$ 1,846,616	\$ 17,161	0.94%
<b>Internal Service Fund Total:</b>	<b>\$ 18,836,612</b>	<b>\$ 20,373,516</b>	<b>\$ 1,536,904</b>	<b>8.16%</b>
<b>Fiduciary:</b>				
John M. Scott Healthcare Services <sup>1</sup>	\$ 790,443	\$ 788,764	\$ (1,679)	-0.21%
<b>Fiduciary Fund Total:</b>	<b>\$ 790,443</b>	<b>\$ 788,764</b>	<b>\$ (1,679)</b>	<b>-0.21%</b>
<b>Total:</b>	<b>\$ 290,134,570</b>	<b>\$ 331,668,992</b>	<b>\$ 41,534,422</b>	<b>14.32%</b>

<sup>1</sup> - Includes use of Fund Balance in FY 2025

**CITY OF BLOOMINGTON, IL**  
**Expenditures**  
**FY 2024 Adopted Budget vs FY 2025 Adopted Budget**

Fund	FY 2024 Adopted Budget	FY 2025 Adopted Budget	Dollar Increase/(Decrease)	Percentage Increase/(Decrease)
<b>General Fund:</b>				
General Fund	\$ 129,075,038	\$ 143,089,385	\$ 14,014,346	10.86%
<b>General Fund Total:</b>	<b>\$ 129,075,038</b>	<b>\$ 143,089,385</b>	<b>\$ 14,014,346</b>	<b>10.86%</b>
<b>Special Revenue:</b>				
Motor Fuel Tax	\$ 26,693,600	\$ 32,952,358	\$ 6,258,758	23.45%
Board of Elections	\$ 688,372	\$ 884,327	\$ 195,955	28.47%
Drug Enforcement	\$ 228,450	\$ 274,098	\$ 45,648	19.98%
Community Development	\$ 1,711,392	\$ 1,990,693	\$ 279,301	16.32%
IDHA	\$ 293,650	\$ 239,760	\$ (53,890)	-18.35%
Library <sup>1</sup>	\$ 12,276,961	\$ 7,855,653	\$ (4,421,308)	-36.01%
Park Dedication	\$ 30,000	\$ 403,715	\$ 373,715	1245.72%
Empire Street Corridor TIF <sup>1</sup>	\$ 561,998	\$ 574,961	\$ 12,963	2.31%
Downtown Southwest TIF <sup>1</sup>	\$ 10,130	\$ 29,508	\$ 19,378	191.29%
Downtown East Washington TIF	\$ 87,386	\$ 72,309	\$ (15,077)	-17.25%
<b>Special Revenue Total:</b>	<b>\$ 42,581,939</b>	<b>\$ 45,277,382</b>	<b>\$ 2,695,443</b>	<b>6.33%</b>
<b>Debt Service:</b>				
General Bond and Interest <sup>1</sup>	\$ 3,496,714	\$ 3,380,102	\$ (116,612)	-3.33%
Arena Bond Redemption <sup>1</sup>	\$ 1,868,451	\$ 1,951,086	\$ 82,636	4.42%
Multi-Project Bond Redemption	\$ 1,234,288	\$ 1,212,480	\$ (21,808)	-1.77%
<b>Debt Service Total:</b>	<b>\$ 6,599,453</b>	<b>\$ 6,543,668</b>	<b>\$ (55,785)</b>	<b>-0.85%</b>
<b>Capital Project:</b>				
Capital Improvement	\$ 5,612,000	\$ 10,951,851	\$ 5,339,851	95.15%
Capital Lease	\$ 2,930,675	\$ 1,637,706	\$ (1,292,969)	-44.12%
Capital Improvement (Asphalt & Concrete) <sup>1</sup>	\$ 10,000,000	\$ 11,997,021	\$ 1,997,021	19.97%
<b>Capital Project Total:</b>	<b>\$ 18,542,675</b>	<b>\$ 24,586,578</b>	<b>\$ 6,043,903</b>	<b>32.59%</b>
<b>Enterprise:</b>				
Water Fund	\$ 27,795,003	\$ 41,557,485	\$ 13,762,482	49.51%
Sewer Fund <sup>1</sup>	\$ 12,229,684	\$ 16,146,577	\$ 3,916,893	32.03%
Storm Water Fund <sup>1</sup>	\$ 8,446,869	\$ 12,223,578	\$ 3,776,710	44.71%
Solid Waste <sup>1</sup>	\$ 8,563,100	\$ 8,848,000	\$ 284,900	3.33%
Abraham Lincoln Parking Deck <sup>1</sup>	\$ 1,485,000	\$ 455,000	\$ (1,030,000)	-69.36%
Golf Courses	\$ 3,885,815	\$ 2,917,666	\$ (968,149)	-24.91%
Bloomington Arena Fund	\$ 11,302,940	\$ 8,861,393	\$ (2,441,547)	-21.60%
<b>Enterprise Total:</b>	<b>\$ 73,708,411</b>	<b>\$ 91,009,700</b>	<b>\$ 17,301,289</b>	<b>23.47%</b>
<b>Internal Service Fund:</b>				
Casualty Insurance <sup>1</sup>	\$ 5,210,057	\$ 5,324,250	\$ 114,193	2.19%
Employee Insurance and Benefits <sup>1</sup>	\$ 11,797,100	\$ 13,202,650	\$ 1,405,550	11.91%
Employee Retiree Group Healthcare <sup>1</sup>	\$ 1,829,455	\$ 1,846,616	\$ 17,161	0.94%
<b>Internal Service Fund Total:</b>	<b>\$ 18,836,612</b>	<b>\$ 20,373,516</b>	<b>\$ 1,536,904</b>	<b>8.16%</b>
<b>Fiduciary:</b>				
John M. Scott Healthcare Services	\$ 790,443	\$ 788,764	\$ (1,679)	-0.21%
<b>Fiduciary Fund Total:</b>	<b>\$ 790,443</b>	<b>\$ 788,764</b>	<b>\$ (1,679)</b>	<b>-0.21%</b>
<b>Total:</b>	<b>\$ 290,134,570</b>	<b>\$ 331,668,992</b>	<b>\$ 41,534,422</b>	<b>14.32%</b>

<sup>1</sup> - Includes contribution to Fund Balance in FY 2025



**CITY OF BLOOMINGTON, IL**  
**FY 2025 ADOPTED BUDGET**  
**Summary of Revenues - All Funds**

	FY 2023 Actual	FY 2024 Adopted	FY 2024 Projected	FY 2025 Adopted	Increase (Decrease) 2025 Adopted Budget vs. 2024 Adopted Budget	% change
<b>Revenue (By Source)</b>						
Property Taxes	\$ 27,281,055	\$ 29,234,034	\$ 29,034,782	\$ 29,549,777	\$ 315,742	1.1% 1
Home Rule & State Sales Taxes	\$ 50,710,434	\$ 47,000,000	\$ 51,382,682	\$ 51,735,712	\$ 4,735,712	10.1% 2
Other Taxes	\$ 47,162,499	\$ 40,366,989	\$ 45,756,793	\$ 45,902,821	\$ 5,535,832	13.7% 3
License & Permits	\$ 1,927,596	\$ 1,662,811	\$ 1,678,956	\$ 1,684,776	\$ 21,965	1.3%
Intergovernmental Revenue	\$ 23,299,441	\$ 11,572,379	\$ 17,885,298	\$ 23,829,795	\$ 12,257,417	105.9% 4
Charges for Services	\$ 78,385,528	\$ 78,569,065	\$ 76,708,526	\$ 85,670,012	\$ 7,100,947	9.0% 5
Fines & Forfeitures	\$ 1,873,317	\$ 1,607,500	\$ 1,860,443	\$ 1,774,500	\$ 167,000	10.4% 6
Investment Income	\$ 3,728,660	\$ 4,095,065	\$ 6,995,873	\$ 4,485,851	\$ 390,786	9.5% 7
Miscellaneous Revenue	\$ 23,425,449	\$ 11,404,475	\$ 2,318,925	\$ 22,942,686	\$ 11,538,211	101.2% 8
Sale of Capital Assets	\$ 1,340	\$ 31,175	\$ 301,219	\$ 52,675	\$ 21,500	69.0%
Capital Lease Proceeds	\$ -	\$ 2,930,675	\$ 1,857,979	\$ 1,637,706	\$ (1,292,969)	-44.1% 9
Contribution Revenue	\$ 291,158	\$ 50,503	\$ 87,767	\$ 50,503	\$ -	0.0%
Transfers In	\$ 16,863,090	\$ 17,863,778	\$ 25,695,867	\$ 18,797,982	\$ 934,204	5.2% 10
Use of Fund Balance	\$ -	\$ 43,746,121	\$ 19,354,284	\$ 43,554,197	\$ (191,923)	-0.4%
<b>Total Revenue:</b>	<b>\$ 274,949,567</b>	<b>\$ 290,134,570</b>	<b>\$ 280,919,396</b>	<b>\$ 331,668,992</b>	<b>\$ 41,534,422</b>	<b>14.32%</b>
<b>Revenue (By Fund Type)</b>						
General	\$ 143,457,032	\$ 129,075,038	\$ 136,791,011	\$ 143,089,385	\$ 14,014,346	10.9% 1, 2, 3
Special Revenue	\$ 30,334,934	\$ 42,581,939	\$ 19,358,504	\$ 45,277,382	\$ 2,695,443	6.3% 11
Debt Service	\$ 6,670,468	\$ 6,599,453	\$ 6,630,453	\$ 6,543,668	\$ (55,785)	-0.8%
Capital Projects	\$ 21,662,271	\$ 18,542,675	\$ 17,733,306	\$ 24,586,578	\$ 6,043,903	32.6% 12
Enterprise	\$ 54,457,886	\$ 73,708,411	\$ 80,352,735	\$ 91,009,700	\$ 17,301,289	23.5% 5
Internal Service	\$ 18,335,559	\$ 18,836,612	\$ 19,268,385	\$ 20,373,516	\$ 1,536,904	8.2% 5
Fiduciary	\$ 31,417	\$ 790,443	\$ 785,003	\$ 788,764	\$ (1,679)	-0.2%
<b>Total Revenue:</b>	<b>\$ 274,949,567</b>	<b>\$ 290,134,570</b>	<b>\$ 280,919,396</b>	<b>\$ 331,668,992</b>	<b>\$ 41,534,422</b>	<b>14.32%</b>

**Explanation of Significant Revenue Variances**

1. Property Tax increase by \$300k for Library to help pay for operating due to a larger facility due to expansion project.
2. Home Rule and State Sales increase due to "Level the Playing Field Legislation" in Illinois, and inflation.
3. Other Taxes raised due to increased Income, Replacement Tax revenues (tax code), and Local Taxes increasing.
4. Intergovernmental increase due to recognizing \$5.5M in ARPA deferred revenue to be spent in FY 2025, \$9.1M in projected borrowing via IEPA for Locust Colton CSO Phase 8 Construction.
5. Charges for Services increase in annual increase for Water at 33% per year for 3 years (additional \$4.7M in FY 2025) Sewer, Storm Water and Solid Waste services, Ambulance Fee revenues (GEMT), Arena (Entertainment Division) with hockey team, increase in employer and employee contribution for insurance costs.
6. Increase in Fine & Forfeitures revenues due to change in City Code.
7. Investment Income increase driven interest rates expected to remain at a higher than average level and investment advisor impact.
8. Miscellaneous revenues increase due to showing borrowing for System Wide Potable Water Distribution Improvements totaling \$11.5M.
9. Decrease in Capital Lease Proceeds as City continues to lessen borrowing to purchase machinery, equipment and vehicles. Only departments planned to utilize a capital lease in FY 2025 are Sewer and Solid Waste Funds.
10. Increase in Transfers in related to Capital Improvement Fund (+3.7M) and Asphalt & Concrete (+1.5M).
11. Increase in estimate for the two State MFT projects that are being re-budgeted in FY 2025.
12. Capital Equipment and Project costs increasing over FY 2024 Budget.

**CITY OF BLOOMINGTON, IL**  
**FY 2025 ADOPTED BUDGET**  
**Summary of Expenditures - All Funds**

	FY 2023 Actual	FY 2024 Adopted	FY 2024 Projected	FY 2025 Adopted	Increase/ (Decrease) 2025 Adopted Budget vs. 2024 Adopted Budget	% change
<b>Expenditures (By Classification)</b>						
Salaries	\$ 58,594,697	\$ 63,232,436	\$ 62,921,429	\$ 69,540,214	\$ 6,307,778	10.0% 1
Benefits	\$ 16,190,753	\$ 16,798,150	\$ 16,609,237	\$ 17,726,285	\$ 928,135	5.5% 2
Contractuals	\$ 47,114,641	\$ 56,939,249	\$ 59,344,501	\$ 67,203,767	\$ 10,264,517	18.0% 3
Commodities	\$ 19,466,539	\$ 19,152,674	\$ 20,538,219	\$ 21,398,002	\$ 2,245,328	11.7% 4
Capital Expenditures	\$ 25,712,497	\$ 73,449,711	\$ 51,606,765	\$ 96,313,356	\$ 22,863,645	31.1% 5
Principal Expense	\$ 9,779,404	\$ 9,766,947	\$ 9,596,714	\$ 8,350,281	\$ (1,416,666)	-14.5% 6
Interest Expense	\$ 2,012,560	\$ 2,268,090	\$ 2,242,034	\$ 2,018,057	\$ (250,033)	-11.0% 7
Intergovernmental	\$ 18,030,218	\$ 16,884,460	\$ 17,017,026	\$ 20,246,070	\$ 3,361,610	19.9% 8
Other	\$ 9,394,245	\$ 13,779,074	\$ 15,347,604	\$ 10,074,979	\$ (3,704,095)	-26.9% 9
Transfers Out	\$ 16,863,090	\$ 17,863,778	\$ 25,695,867	\$ 18,797,982	\$ 934,204	5.2% 10
<b>Total Expenditures:</b>	<b>\$ 223,158,643</b>	<b>\$ 290,134,570</b>	<b>\$ 280,919,396</b>	<b>\$ 331,668,992</b>	<b>\$ 41,534,422</b>	<b>14.3%</b>
<b>Expenditures (By Fund)</b>						
General	\$ 143,457,032	\$ 129,075,038	\$ 136,791,011	\$ 143,089,385	\$ 14,014,346	10.9% 1, 3, 4,
Special Revenue	\$ 30,334,934	\$ 42,581,939	\$ 19,358,504	\$ 45,277,382	\$ 2,695,443	6.3% 11
Debt Service	\$ 6,670,468	\$ 6,599,453	\$ 6,630,453	\$ 6,543,668	\$ (55,785)	-0.8%
Capital Projects	\$ 21,662,271	\$ 18,542,675	\$ 17,733,306	\$ 24,586,578	\$ 6,043,903	32.6% 5
Enterprise	\$ 54,457,886	\$ 73,708,411	\$ 80,352,735	\$ 91,009,700	\$ 17,301,289	23.5% 1, 5
Internal Service	\$ 18,335,559	\$ 18,836,612	\$ 19,268,385	\$ 20,373,516	\$ 1,536,904	8.2% 12
Fiduciary	\$ 31,417	\$ 790,443	\$ 785,003	\$ 788,764	\$ (1,679)	-0.2%
<b>Total Expenditures:</b>	<b>\$ 274,949,567</b>	<b>\$ 290,134,570</b>	<b>\$ 280,919,396</b>	<b>\$ 331,668,992</b>	<b>\$ 41,534,422</b>	<b>14.3%</b>

**Explanation of Significant Expenditure Variances**

1. Increase due to addition of 19 full-time employees compared to FY 2024 Adopted Budget. In addition, the City has 11 unions and a classified employee group that receives annual increases.
2. Benefit increase due to increase in IMRF rate that City pays in calendar 2024 compared to calendar 2023.
3. Contractuals increasing due to I.T. software maintenance, Government Center Maintenance, \$1.6M increase in Design/A&E over FY 2024, \$2M increase in repair costs for equipment/infrastructure \$650K increase in landfill costs citywide over FY 2024, \$1.4M increase in estimated insurance/claims costs. \$1.2M in Other Purchased Services costs.
4. +500K in Electricity costs compared to FY 2024, \$170K increase in Water due to rate increase +\$500K in Water Meters, +\$238K in concessions for resale across the City.
5. Capital projects in all funds increasing by \$18.8M over FY 2024. Also increase in equipment purchases compared to FY 2024.
6. Principal declining as this will be the 5th year that the City is paying cash for equipment in the
7. Interest declining as this will be the 5th year that the City is paying cash for equipment in the General Fund
8. Intergovernmental expenses increase +\$2.4M for Police/Fire Pensions, +\$790K to Connect Transit.
9. Other decreases due to accounting change on Ambulance Write-Offs now netted against revenues (\$4M).
10. Increase in Transfers in related to Capital Improvement Fund (+3.7M) and Asphalt & Concrete (+1.5M).
11. Increase in Special Revenues due to Use of Fund Balance for State MFT (+6.3M), Library Property Tax (+300K).
12. Internal Service Fund decrease driven by higher insurance cost to City compared to FY 2024.

CITY OF BLOOMINGTON, IL  
 FY 2025  
 ADOPTED BUDGET  
 SUMMARY OF REVENUES, EXPENDITURES AND CHANGE IN FUND BALANCES BY FUND  
 (ALL FIGURES PROVIDED ARE ESTIMATES)

Fund	Budgetary Fund Balance 4/30/2023	FY 2024 Projected Revenues	FY 2024 Projected Expenditures	Projected Budgetary Fund Balance 4/30/2024 <sup>A</sup>	Projected Fund Balance Percent	FY 2025 Adopted Revenues	FY 2025 Adopted Expenditures	Net Changes to Fund Balance <sup>B</sup>	Projected Fund Balance Ending 4/30/2025	Projected Fund Balance Percent	Projected Fund Balance Percent Change 24-25
General Fund	\$ 51,716,959	\$ 136,791,011	\$ 136,317,509	\$ 52,190,460	38.29%	\$ 143,089,385	\$ 143,089,385	\$ (8,733,072)	\$ 43,457,388	30.37%	-16.73%
<b>General Fund Total:</b>	<b>\$ 51,716,959</b>	<b>\$ 136,791,011</b>	<b>\$ 136,317,509</b>	<b>\$ 52,190,460</b>	<b>38.29%</b>	<b>\$ 143,089,385</b>	<b>\$ 143,089,385</b>	<b>\$ (8,733,072)</b>	<b>\$ 43,457,388</b>	<b>30.37%</b>	<b>-16.73%</b>
<b>Special Revenue:</b>											
Motor Fuel Tax	\$ 24,947,059	\$ 4,055,700	\$ 1,130,500	\$ 27,872,259	2465.48%	\$ 32,952,358	\$ 32,952,358	\$ (27,812,451)	\$ 59,808	0.18%	-99.79%
Board of Elections	\$ 801,484	\$ 603,437	\$ 736,860	\$ 668,061	90.66%	\$ 884,327	\$ 884,327	\$ (194,853)	\$ 473,208	53.51%	-29.17%
Drug Enforcement	\$ 1,308,188	\$ 226,164	\$ 70,838	\$ 1,463,514	2066.00%	\$ 274,098	\$ 274,098	\$ (106,098)	\$ 1,357,416	495.23%	-7.25%
Community Development	\$ 3,283	\$ 981,369	\$ 981,369	\$ 3,283	0.33%	\$ 1,990,693	\$ 1,990,693	\$ -	\$ 3,283	0.16%	0.00%
IHDA Single Family Owner Occupied Rehabilitation	\$ 3,200	\$ 205,261	\$ 205,261	\$ 3,200	100.00%	\$ 239,760	\$ 239,760	\$ -	\$ 3,200	1.33%	0.00%
Library	\$ (1,514,850)	\$ 12,513,944	\$ 8,346,211	\$ 2,652,883	31.79%	\$ 7,749,653	\$ 7,749,653	\$ 94,200	\$ 2,747,083	35.45%	3.55%
Library Fixed Asset	\$ 944,285	\$ 40,000	\$ 7,855	\$ 976,430	12430.69%	\$ 106,000	\$ 106,000	\$ (81,000)	\$ 895,430	844.75%	-8.30%
Park Dedication	\$ 830,555	\$ 81,997	\$ -	\$ 912,552	0.00%	\$ 403,715	\$ 403,715	\$ (363,982)	\$ 548,570	135.88%	-39.89%
Empire St. Corridor TIF	\$ 479,037	\$ 455,541	\$ 228,854	\$ 705,723	308.37%	\$ 574,961	\$ 574,961	\$ 299,961	\$ 1,005,683	0.00%	0.00%
Downtown Southwest TIF	\$ (218,539)	\$ 10,358	\$ -	\$ (208,181)	0.00%	\$ 29,508	\$ 29,508	\$ 27,108	\$ (181,073)	0.00%	-13.02%
Downtown East Washington TIF	\$ (193,983)	\$ 51,310	\$ 38,085	\$ (180,757)	-474.62%	\$ 72,309	\$ 72,309	\$ (10,921)	\$ (191,678)	0.00%	6.04%
<b>Special Revenue Total:</b>	<b>\$ 27,389,719</b>	<b>\$ 19,225,080</b>	<b>\$ 11,745,833</b>	<b>\$ 34,868,967</b>	<b>296.86%</b>	<b>\$ 45,277,382</b>	<b>\$ 45,277,382</b>	<b>\$ (28,148,036)</b>	<b>\$ 6,720,931</b>	<b>14.84%</b>	<b>-80.73%</b>
<b>Debt Service:</b>											
General Bond and Interest	\$ 3,460,455	\$ 2,718,300	\$ 3,496,714	\$ 2,682,041	76.70%	\$ 3,380,102	\$ 3,380,102	\$ 767,471	\$ 3,449,512	102.05%	28.62%
Arena Bond Redemption	\$ 1,721,216	\$ 1,888,951	\$ 1,738,468	\$ 1,871,699	107.66%	\$ 1,951,086	\$ 1,951,086	\$ 112,869	\$ 1,984,568	101.72%	6.03%
Multi-Project Bond Redemption	\$ 1,124,412	\$ 1,244,788	\$ 1,135,740	\$ 1,233,460	108.60%	\$ 1,212,480	\$ 1,212,480	\$ (1,212,480)	\$ 20,980	1.73%	-98.30%
<b>Debt Service Total:</b>	<b>\$ 6,306,083</b>	<b>\$ 5,852,038</b>	<b>\$ 6,370,921</b>	<b>\$ 5,787,200</b>	<b>90.84%</b>	<b>\$ 6,543,668</b>	<b>\$ 6,543,668</b>	<b>\$ (332,140)</b>	<b>\$ 5,455,060</b>	<b>83.36%</b>	<b>-5.74%</b>
<b>Capital Projects:</b>											
Capital Improvement	\$ 2,520,694	\$ 4,996,458	\$ 5,341,629	\$ 2,175,523	40.73%	\$ 10,951,851	\$ 10,951,851	\$ (1,611,051)	\$ 564,472	5.15%	-74.05%
Capital Lease	\$ (2,653,177)	\$ 1,857,979	\$ 1,857,979	\$ (2,653,177)	-142.80%	\$ 1,637,706	\$ 1,637,706	\$ -	\$ (2,653,177)	-162.01%	0.00%
Capital Improvement (Asphalt & Concrete)	\$ (527,254)	\$ 10,533,697	\$ 10,000,000	\$ 6,444	0.06%	\$ 11,997,021	\$ 11,997,021	\$ 1,997,021	\$ 2,003,465	16.70%	30990.69%
<b>Capital Project Total:</b>	<b>\$ (659,736)</b>	<b>\$ 17,388,134</b>	<b>\$ 17,199,608</b>	<b>\$ (471,210)</b>	<b>-2.74%</b>	<b>\$ 24,586,578</b>	<b>\$ 24,586,578</b>	<b>\$ 385,970</b>	<b>\$ (85,240)</b>	<b>-0.35%</b>	<b>-81.91%</b>
<b>Enterprise:</b>											
Water	\$ 15,236,551	\$ 21,181,670	\$ 32,852,256	\$ 3,565,965	10.85%	\$ 41,557,485	\$ 41,557,485	\$ (3,123,587)	\$ 442,378	1.06%	-87.59%
Sewer	\$ 2,090,849	\$ 11,234,772	\$ 12,381,816	\$ 943,804	7.62%	\$ 16,146,577	\$ 16,146,577	\$ 337,486	\$ 1,281,291	7.94%	35.76%
Storm Water	\$ 2,079,157	\$ 7,345,272	\$ 8,176,852	\$ 1,247,577	15.26%	\$ 12,223,578	\$ 12,223,578	\$ 1,160,820	\$ 2,408,397	19.70%	93.05%
Solid Waste	\$ 2,647,342	\$ 8,660,403	\$ 9,953,039	\$ 1,354,706	13.61%	\$ 8,848,000	\$ 8,848,000	\$ 155,759	\$ 1,510,464	17.07%	11.50%
Abraham Lincoln Parking Deck	\$ 71,087	\$ 1,562,204	\$ 1,540,210	\$ 93,081	6.04%	\$ 455,000	\$ 455,000	\$ 58,456	\$ 151,537	33.30%	0.00%
Golf Courses	\$ 314,093	\$ 4,248,815	\$ 4,217,394	\$ 345,514	8.19%	\$ 2,917,666	\$ 2,917,666	\$ (25,768)	\$ 319,746	10.96%	0.00%
Bloomington Arena	\$ 3,865,360	\$ 8,022,324	\$ 11,177,754	\$ 709,930	6.35%	\$ 8,861,393	\$ 8,861,393	\$ (278,934)	\$ 430,996	4.86%	-39.29%
<b>Enterprise Total:</b>	<b>\$ 26,304,439</b>	<b>\$ 62,255,459</b>	<b>\$ 80,299,320</b>	<b>\$ 8,260,578</b>	<b>10.29%</b>	<b>\$ 91,009,700</b>	<b>\$ 91,009,700</b>	<b>\$ (1,715,769)</b>	<b>\$ 6,544,809</b>	<b>7.19%</b>	<b>-20.77%</b>
<b>Internal Service Fund:</b>											
Casualty Insurance	\$ 3,592,128	\$ 5,276,502	\$ 4,951,624	\$ 3,917,006	79.11%	\$ 5,324,250	\$ 5,324,250	\$ 93,959	\$ 4,010,964	75.33%	2.40%
Employee Insurance and Benefits	\$ 2,940,504	\$ 12,172,950	\$ 12,102,950	\$ 3,010,504	24.87%	\$ 13,202,650	\$ 13,202,650	\$ 70,000	\$ 3,080,504	23.33%	2.33%
Employee Retiree Group Healthcare	\$ 372,052	\$ 1,818,933	\$ 1,814,934	\$ 376,051	20.72%	\$ 1,846,616	\$ 1,846,616	\$ 4,000	\$ 380,051	20.58%	1.06%
<b>Internal Service Fund Total:</b>	<b>\$ 6,904,685</b>	<b>\$ 19,268,385</b>	<b>\$ 18,869,508</b>	<b>\$ 7,303,561</b>	<b>38.71%</b>	<b>\$ 20,373,516</b>	<b>\$ 20,373,516</b>	<b>\$ 167,959</b>	<b>\$ 7,471,520</b>	<b>36.67%</b>	<b>2.30%</b>
<b>Fiduciary:</b>											
JM Scott Total	\$ 14,935,784	\$ 785,003	\$ 785,003	\$ 14,935,784	1902.64%	\$ 788,764	\$ 788,764	\$ -	\$ 14,935,784	1893.57%	0.00%
<b>Fiduciary Fund Total:</b>	<b>\$ 14,935,784</b>	<b>\$ 785,003</b>	<b>\$ 785,003</b>	<b>\$ 14,935,784</b>	<b>1902.64%</b>	<b>\$ 788,764</b>	<b>\$ 788,764</b>	<b>\$ -</b>	<b>\$ 14,935,784</b>	<b>1893.57%</b>	<b>0.00%</b>
<b>Total:</b>	<b>\$ 132,897,932</b>	<b>\$ 261,565,112</b>	<b>\$ 271,587,703</b>	<b>\$ 122,875,341</b>	<b>45.24%</b>	<b>\$ 331,668,992</b>	<b>\$ 331,668,992</b>	<b>\$ (38,375,088)</b>	<b>\$ 84,500,253</b>	<b>25.48%</b>	<b>-31.23%</b>

**A** Budgetary Fund Balance is similar to cash basis except short term payables and receivables are taken into account.  
**B** Net use of fund balance column depicts uses or additions to fund balance reserves.

**City of Bloomington, Illinois**  
**FY 2025 Adopted Budget Fund Balance Notes**  
**For projected changes of 10% or higher or with negative balances**

1. **General** – Fund balance to subsidize Capital Improvement Fund for projects (7M), Asphalt & Concrete Fund for Roads/Sidewalks (2.5M) and Arena Projects/Equipment (2M) in FY 2025.
2. **Motor Fuel Tax** – Fund balance has been accumulating for major capital projects and \$27.8M is budgeted to be spent in fiscal FY 2025.
3. **Board of Elections** – Accumulated funds will be spent on equipment and additional elections judges for 2024 Presidential Election.
4. **Park Dedication** – Accumulated funds earned through park fees via development will be spent on two capital projects in FY 2025.
5. **Downtown Southwest TIF**– Planned increase in fund balance from TIF increment.
6. **General Bond & Interest** – Planned increase in fund balance for bond payments. City maintains a one-year balance for the next year’s bond payments.
7. **Multi-Project Bond Redemption** – Planned use of fund balance for bond payments. This bond will be paid off in FY 2025. City maintains a one-year balance for the next year’s bond payments.
8. **Capital Improvement** – Planned use of fund balance for capital projects.
9. **Capital Improvement (Asphalt & Concrete)** – Increase in reserves for road resurfacing and sidewalk repairs via ARPA deferred revenue reversal.
10. **Water Fund** – Accumulating fund balance will decrease while completing critical capital water projects and replacing machinery and equipment.
11. **Sewer** – Accumulating fund balance will increase to save for future critical capital projects and replacing machinery and equipment.
12. **Storm Water** – Accumulating fund balance will increase to save for future critical capital projects and replacing machinery and equipment.
13. **Solid Waste** – Accumulating fund balance will increase to save for future critical replacement of machinery and equipment.
14. **Bloomington Arena** – Planned use of fund balance for operations, maintenance, repairs, and projects.

# REVENUE SUMMARY



## REVENUE SUMMARY

- Major Revenue Analysis
- Municipal Tax Rate Comparison
- Revenue Comparison by Department/Fund
- Statement of Adopted Property Tax Levy

## Major Revenue Analysis

This section of the document provides detail and discussion on each of the City’s twenty-five major sources of revenue. These revenues totaling \$222.59 million are 67.12% (86.87% when Use of Fund Balance is omitted) of total city revenue. Another 19.75% are miscellaneous revenues which include charges for services, miscellaneous fees, and reimbursements for City expenditures which are not specifically addressed in this section. The remaining 13.13% is the proposed use of fund balance or savings mainly used for capital projects. The following table summarizes major revenue sources:

Source	FY 2023 Actual	FY 2024 Projected	FY 2025 Adopted	Percentage to total revenue
Home Rule Sales Tax	\$30,400,940	\$30,198,440	\$30,305,712	9.14%
Property Tax Levy	\$27,281,055	\$29,034,782	\$29,549,777	8.91%
State Sales Tax	\$19,861,128	\$20,754,242	\$21,000,000	6.33%
Grants/Other Agencies	\$8,267,005	\$14,885,298	\$20,829,795	6.28%
Water Utility	\$14,987,369	\$14,800,000	\$19,758,240	5.96%
Transfers In	\$16,863,090	\$25,695,867	\$18,797,982	5.67%
Income Tax	\$12,108,180	\$12,800,000	\$12,900,000	3.89%
Solid Waste Refuse Fee	\$8,070,891	\$8,175,000	\$8,502,000	2.56%
Sewer Fee	\$7,840,752	\$7,900,000	\$8,216,000	2.48%
Ambulance Fee	\$12,821,923	\$6,600,000	\$7,000,000	2.11%
Food & Beverage Tax	\$5,635,476	\$5,900,000	\$6,000,000	1.81%
Utility Tax	\$5,991,650	\$5,614,202	\$5,545,200	1.67%
Storm Water Fee	\$4,140,736	\$4,275,000	\$4,446,000	1.34%
Replacement Tax	\$6,379,250	\$4,245,969	\$4,245,969	1.28%
Local Motor Fuel Tax	\$4,113,608	\$4,216,682	\$4,200,000	1.27%
Local Use Tax	\$3,207,340	\$3,037,013	\$3,067,383	0.92%
Motor Fuel Tax	\$3,183,592	\$3,000,000	\$3,000,000	0.90%
Golf Operations	\$3,482,952	\$4,248,815	\$2,917,666	0.88%
Fleet Charges	\$2,675,265	\$2,650,000	\$2,600,000	0.78%
Hotel & Motel Tax	\$2,103,097	\$2,100,000	\$2,100,000	0.63%
Franchise Fee	\$1,895,891	\$1,880,453	\$1,880,453	0.57%
Capital Lease Loan Proceeds	\$0	\$1,857,979	\$1,637,706	0.49%
Amusement Tax	\$1,264,584	\$1,500,000	\$1,500,000	0.45%
Vehicle Use Tax	\$1,357,942	\$1,350,000	\$1,350,000	0.41%
Video Gaming Tax	\$1,269,988	\$1,250,000	\$1,250,000	0.38%
<b>Total Major Revenue</b>	<b>\$205,203,704</b>	<b>\$217,969,742</b>	<b>\$222,599,882</b>	<b>67.12%</b>
Other Revenue	\$69,745,863	\$43,595,369	\$65,514,913	19.75%
Use of Fund Balance	\$0	\$19,354,284	\$43,554,197	13.13%
<b>Total All Revenues</b>	<b>\$274,949,567</b>	<b>\$280,919,396</b>	<b>\$331,668,992</b>	<b>100.00%</b>

**Revenue Projection Approach** -All revenue accounts are projected by the Finance Department and carefully reviewed by the City Budget Review Committee. The Committee consists of the City Manager, Deputy City Manager, Finance Director, and the Budget Manager. The City projects annual revenues five years into the future using an analytical and objective process.

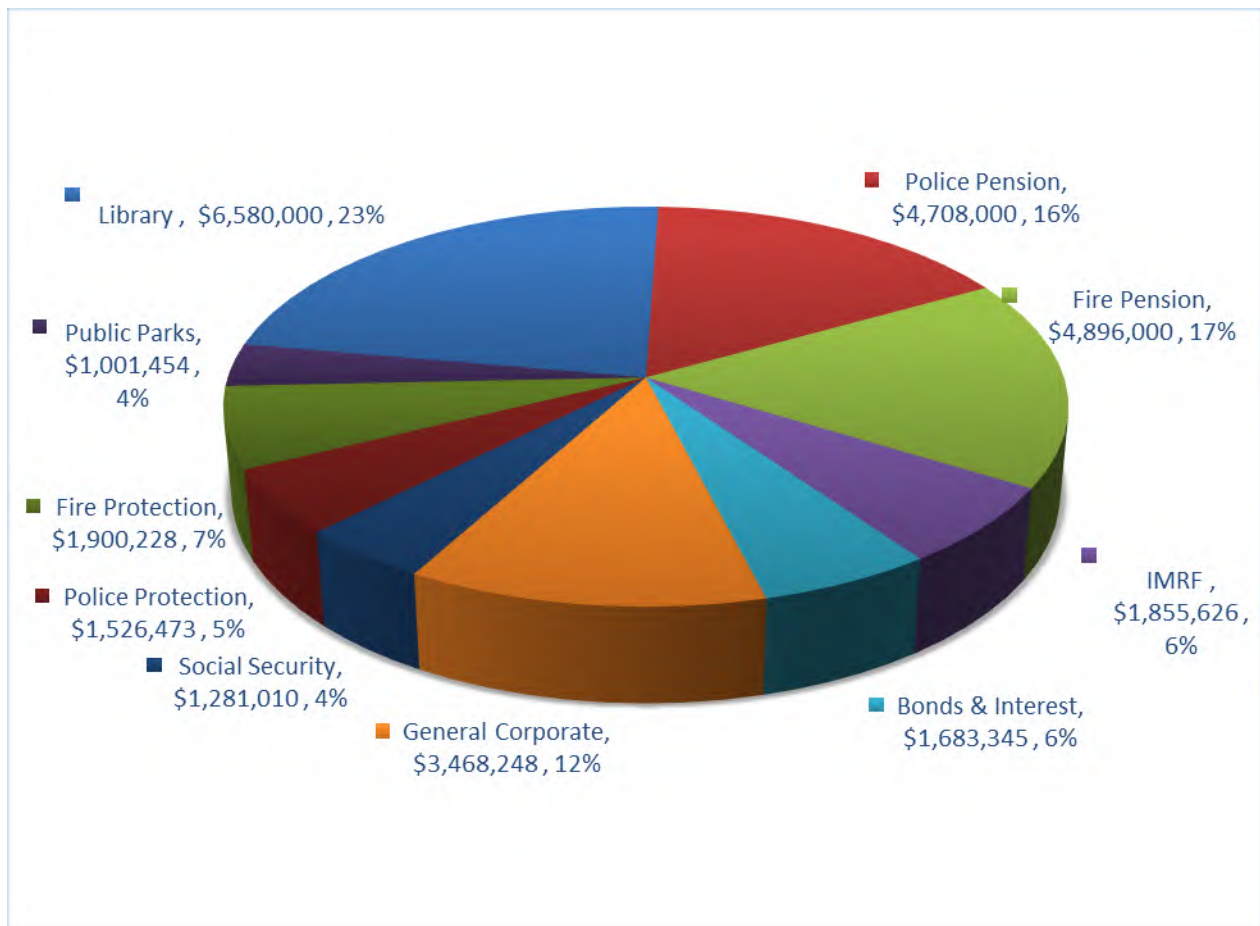
This process includes the examination of local, state (Illinois Municipal League) and national economic forecasts, in addition to legislative issues and rate changes when applicable. The City closely reviews historical data and trends, leading indicators, and specific performance of retail, including any new businesses or entities that may have opened or closed during the previous budget year. All City revenues are estimated in a conservative manner. The Finance Department reviews revenue and expense data monthly for adjustments that may need to occur during the fiscal year.

## **Bloomington's Calendar 2023 (FY 2025) Adopted Property Tax Levy**

The tax rate resulting from the 2023 adopted tax levy is 1.27427 which is 0.12114 lower than the property tax rate from the 2022 tax levy. The council approved \$28,900,384 for the 2023 levy which incorporates an additional \$309,400 increase in the overall property tax levy to fund the Library, of which approximately the increased amount will be to fund maintenance & operation due to the Library Expansion.

Property taxes are used for a variety of purposes and the amounts levied are governed by various policies. In the 2023 adopted tax levy, pension funding needs account for 39% of the total City and Library Tax Levy. This amount is based on actuarial recommendations for each of the three Pension Funds. The Library Levy comprises 23% of the total Levy and serves as the primary revenue source for the Library. Bond and Interest expenditures are 6% of the total. The remaining 32% is spread throughout the general corporate fund. The graph below shows the amount of the levy adopted by the City Council and how it is allocated to different purposes.

**Calendar 2023 (FY 2025) Property Tax Levy  
\$28,900,384**



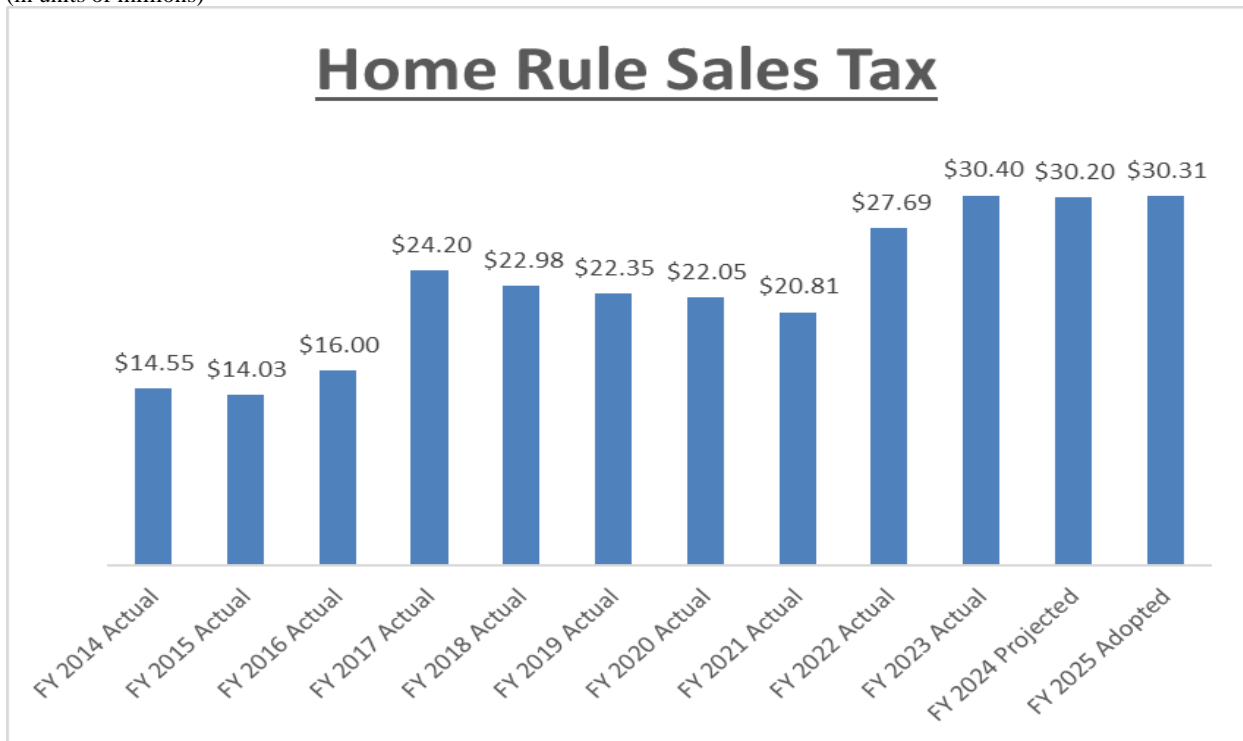


## Home Rule Sales Tax

**Background** – Home Rule Units (cities with elected officials and more than 25,000 people) have the authority to impose a tax upon all persons who are in the business of selling tangible personal property at retail in their jurisdiction. The Home Rule Sales Tax rate is decided by the City however the actual revenue is collected by the State. The 2.50% rate does not apply to groceries, drugs, and personal property licensed through the Secretary of State's Office (vehicles, campers, trailers, motorcycles, etc.). The last increase approved by City Council took effect in fiscal year 2016. Home Rule Sales tax is earmarked for the debt service and operation of the BCPA, debt service related to the Bloomington Arena, and for the Street Resurfacing Program and to McLean County for Mental Health. The projection below is based upon historical trends and economic indicators in conjunction with deterministic techniques.



(in units of millions)



**Statutory** – The corporate authorities of a home rule unit (municipality or county) may impose a tax upon all persons who are in the business of selling tangible personal property at retail in their jurisdiction. The City of Bloomington’s Home Rule Sales Tax is 2.50% and was established by local ordinance. **(Chapter 39: Article XI)**

*\*In FY2009, a .25 rate increase was enacted to offset the debt service of the Bloomington Arena.*

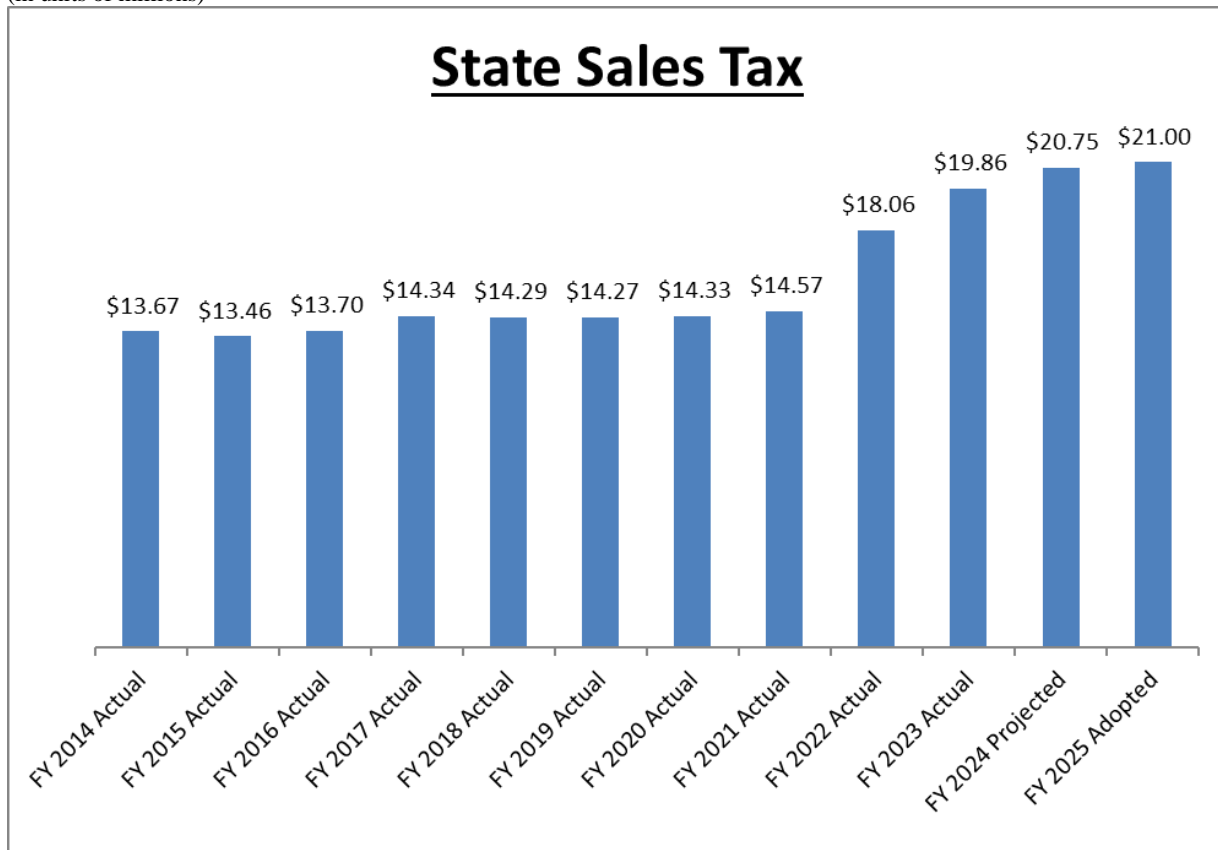
*\*\*On January 1, 2016, a 1.00% rate increase was adopted.*

## State Sales Tax

**Background** – The state sales tax is 6.25% of which the City shares in 1.00% of sales made in Bloomington. There are four different types of sales taxes: Retailers’ Occupations Act (ROT), the Service Occupations Tax Act (SOT), the Service Use Tax Act (SUT), and the Use Tax Act (UT). The ROT is imposed on Illinois businesses that make retail sales of tangible personal property for use of consumption. The SOT is imposed on service persons who sell or transfer tangible personal property as an incident to performing their service. The SUT is imposed on service persons who sell or transfer tangible personal property as an incident to performing their service and whose supplier is out of state. UT is imposed on the user of tangible personal property purchased at retail. The State Sales Tax is collected by the State and distributed to the City. State Sales Tax is allocated to the General Fund. This projection is based upon historical trends and economic indicators in conjunction with deterministic techniques and informed/expert judgment.



(in units of millions)



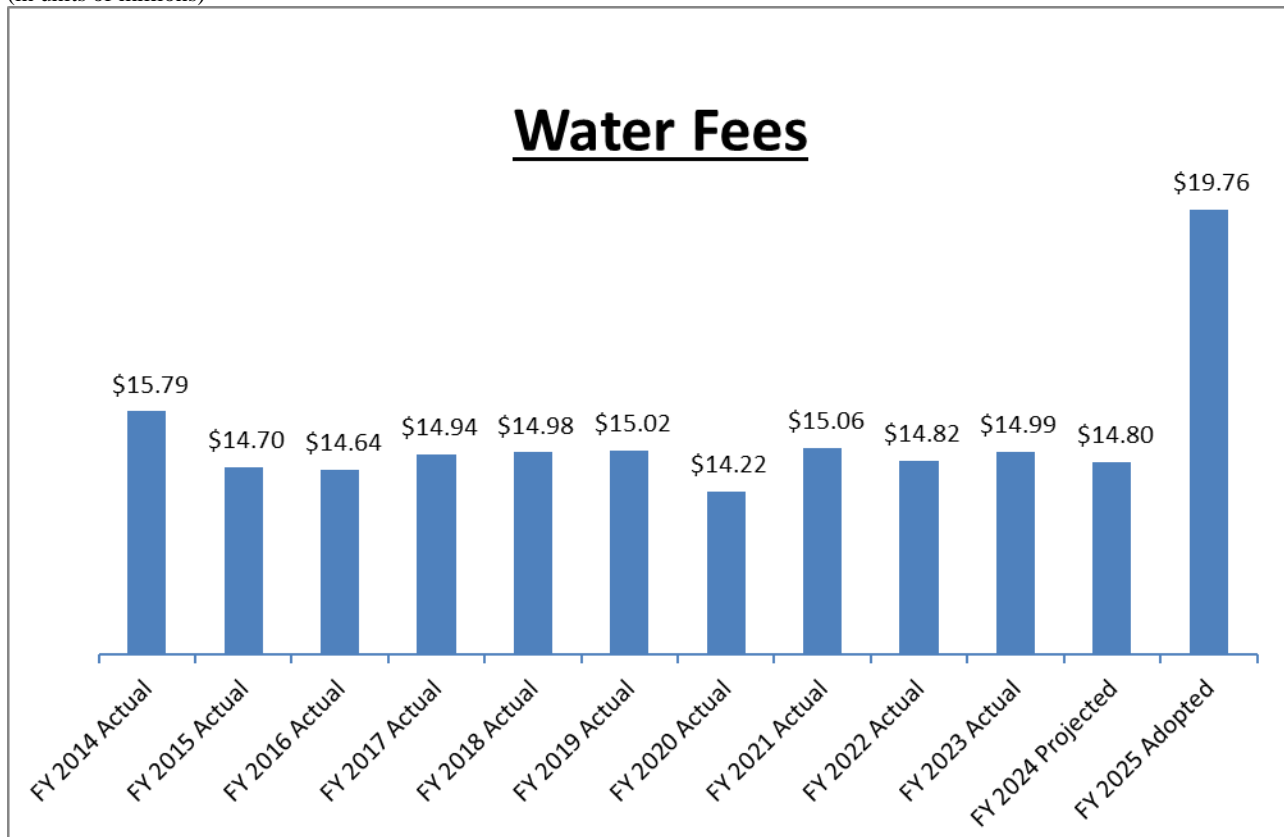
**tatutory** – The State sales tax established by State Statute is 6.25% overall. The State retains 5%, the City receives 1%, and the County receives 0.25%. **(35 ILCS: 105, 110, 115, 120)**

## Water

Background - Revenues generated by the City's water rates fluctuate due to rate increases, consumption, weather conditions, and population growth. Water rates are charged in two ways. First, a flat rate is charged by the size of the meter being used on the property. The second rate is based on consumption for every 100 cubic feet of water used by a resident or business. Water rates are charged to support the operations and capital needs of the Water Fund. For budgetary purposes, water consumption is tracked and used for trend to project revenues.



(in units of millions)



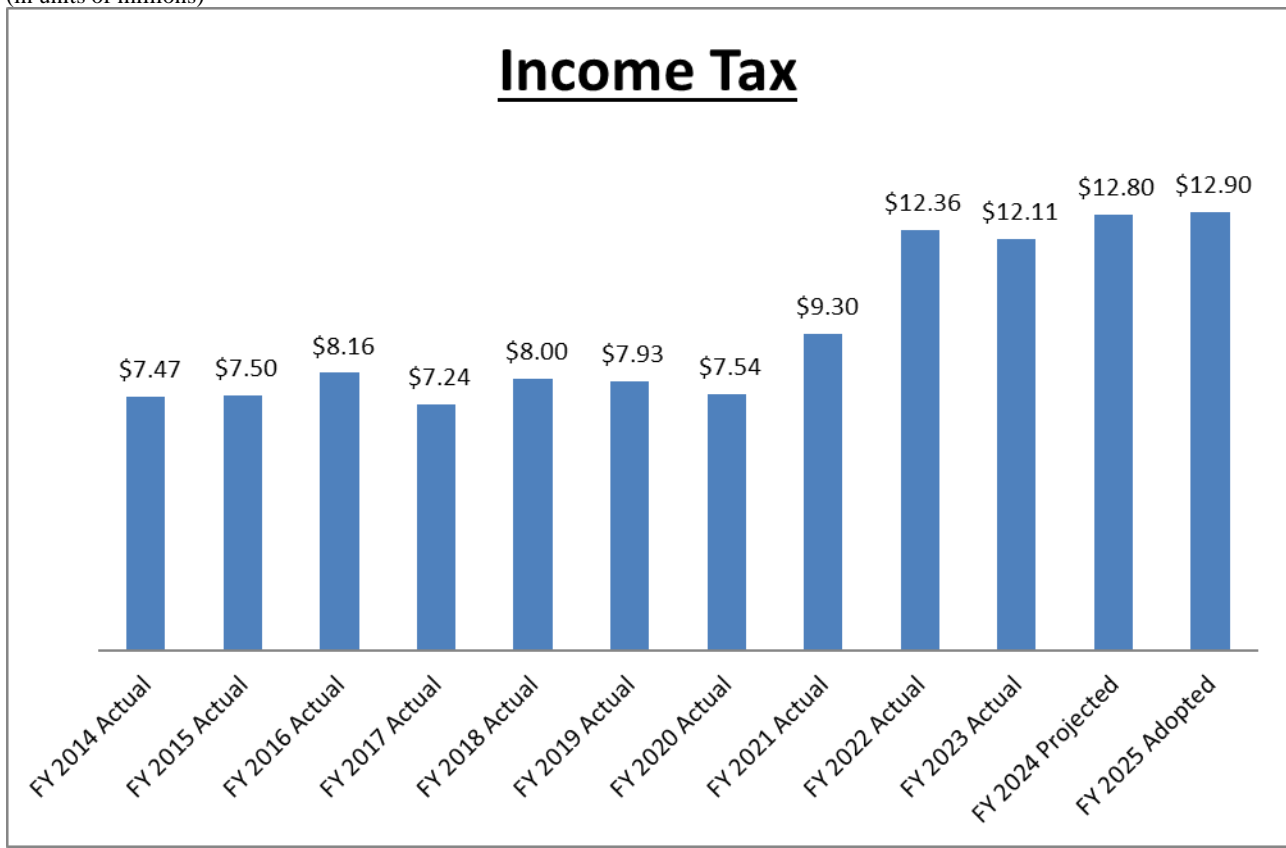
**Authority** - Water rates are established through local ordinance. The current water rates were instituted per Ordinance 2023-10 passed by City Council on November 27, 2023.

## Income Tax

**Background** - The State of Illinois taxes the income of individuals and corporations at the rate of 4.95% and 7%, respectively, and shares 6% of the net tax collections with cities and counties. The amount each locality receives is based on its population in proportion to the total state population. Projections were based on estimates provided by the Illinois Municipal League (IML).



(in units of millions)



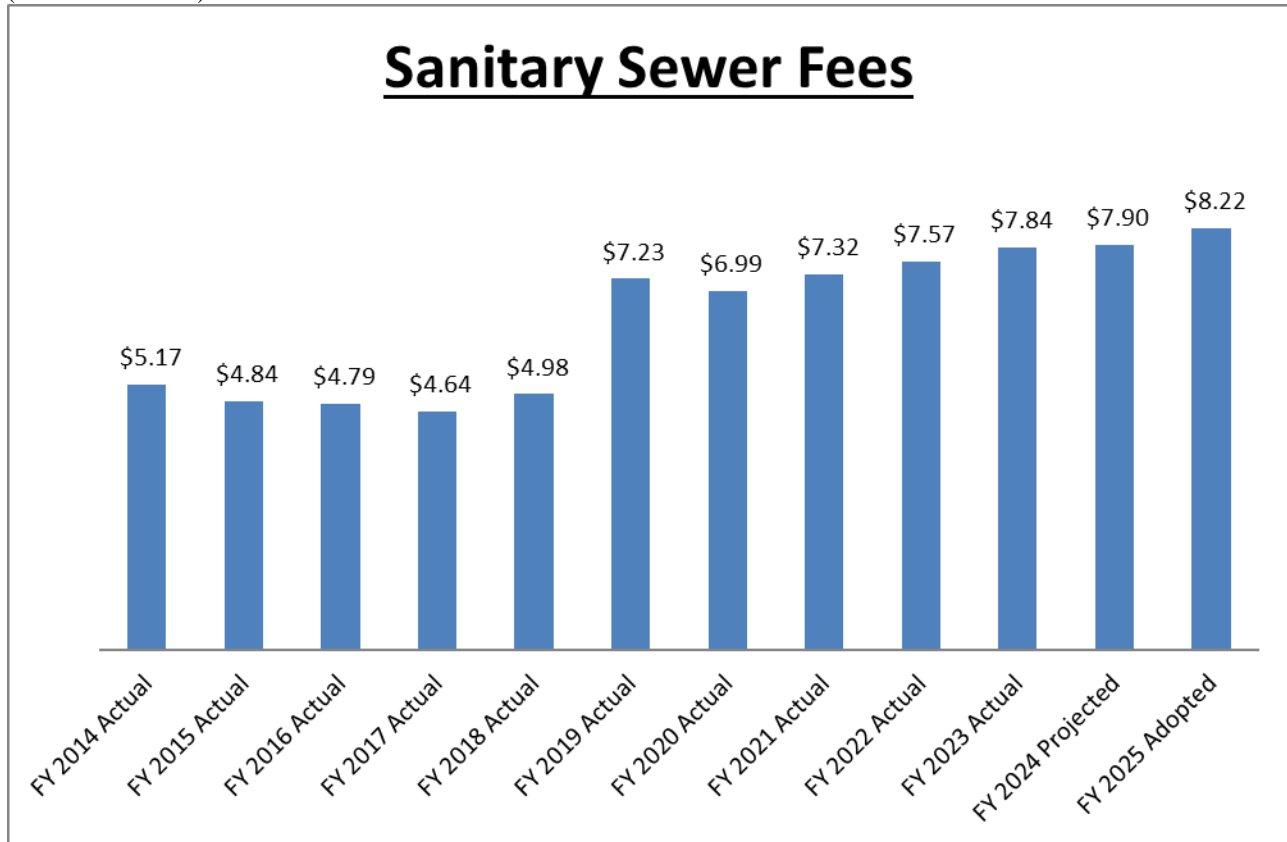
**Statutory – (35 ILCS 5/) Illinois Income Tax Act**

## Sanitary Sewer Fees

**Background** – Revenues from this fee are allocated to the Sewer Fund to support the maintenance and rehabilitation of the City’s sanitary sewer system. Sewer rates were raised accordingly in September 2017 with an effective date of May 1, 2018, and increase 3% annually. On November 27, 2023, City Council modified the rates effective May 1, 2024, and every May 1<sup>st</sup>, with rates increasing by the Consumer Price Index-Water, Sewer & Trash (CPI-WST). The City completed a sewer and storm water master plan which identified approximately \$134 million in capital needs over the next 20 years. A Sewer and Storm Water rate study has addressed funding strategies for needed infrastructure improvements.



(in units of millions)



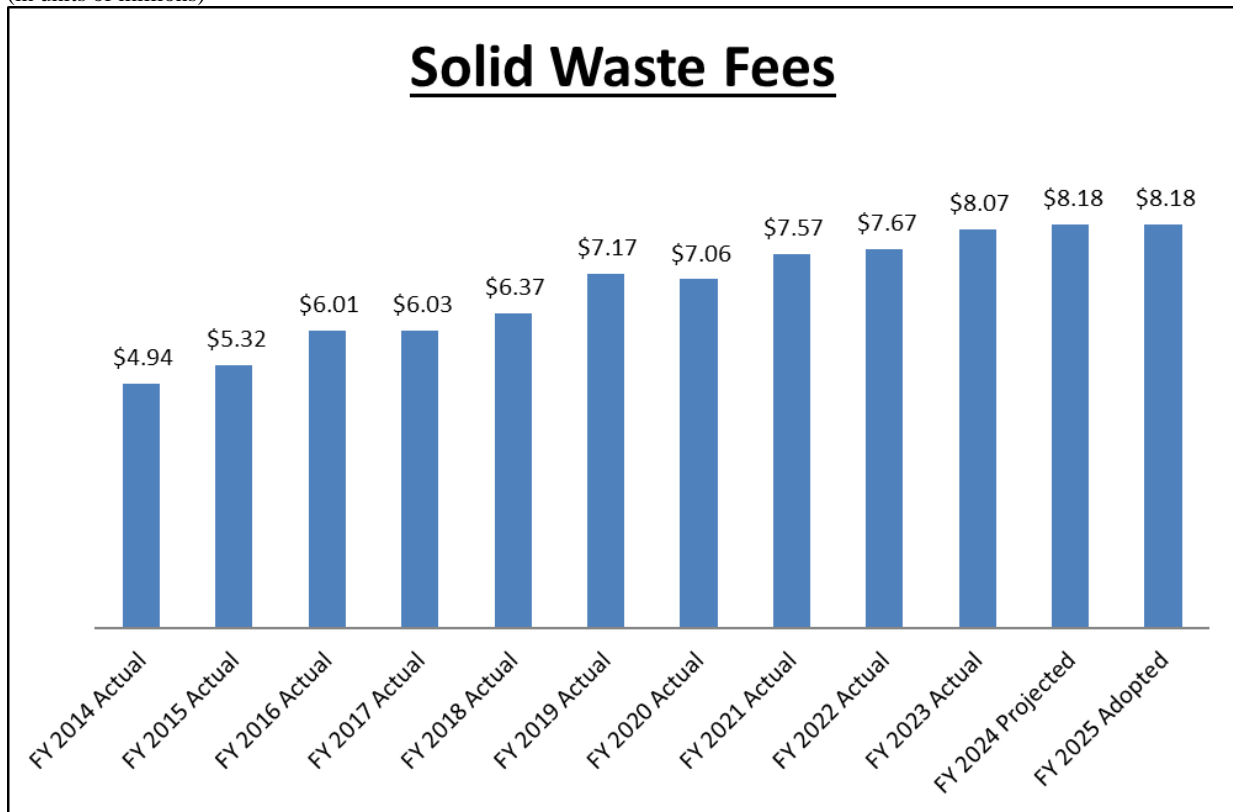
**Statutory** – The City’s sanitary sewer fees are set by City ordinance. (**Chapter 37: Article IV**).

## Solid Waste Fees

**Background** – The City’s Solid Waste Program is accounted for within the Solid Waste fund. A phased in rate structure went into effect on May 1, 2014, based on a cart structure. Bloomington residents have the option of choosing from a 35, 65, or 95-gallon cart, priced at \$18.00, \$28.14, and \$32.64 per month respectively for Fiscal Year 2023. On November 27, 2023, City Council modified the rates effective May 1, 2024, and every May 1<sup>st</sup>, with rates increasing by the Consumer Price Index-Water, Sewer & Trash (CPI-WST). The City also introduced a ‘Pay as You Throw’ sticker program where residents can pay \$3.00 for each additional bag of garbage over the size of the cart charged. Free bulk waste collection occurs each spring and fall. Those who did not place items at the curb by the deadline for the spring or fall collection have the option of taking items to the Citizen Convenience Center at no additional charge or placing the items at the curb, which will be picked up at a cost of \$25 per bucket (about 2.5 cubic yards). Currently, there are no charges for brush and leaf pickup or recycling.



(in units of millions)



**Statutory** – The City’s refuse fees are set by City ordinance. (**Chapter 21: Section 301.6**)

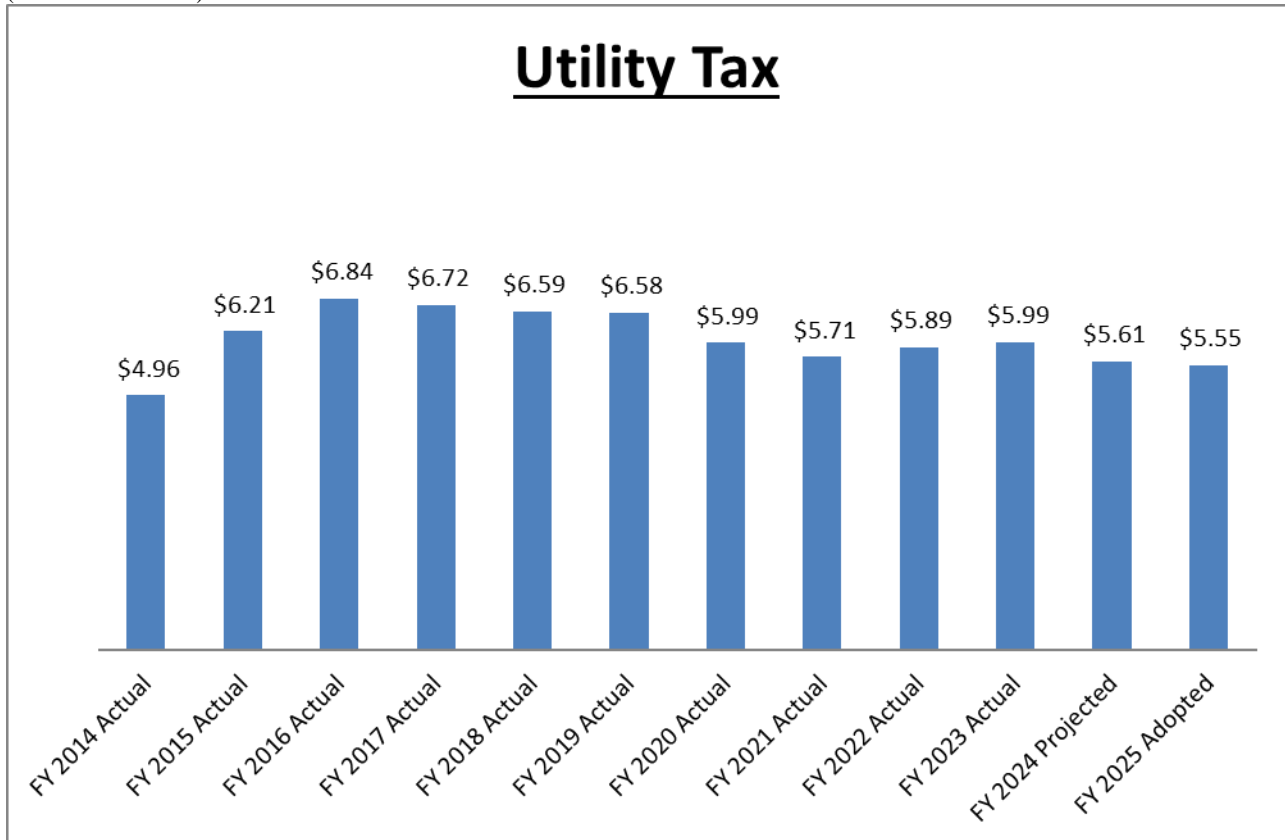
*\* On November 27, 2023, City Council modified the rates effective May 1, 2024, and every May 1<sup>st</sup>, with rates increasing by the Consumer Price Index-Water, Sewer & Trash (CPI-WST).*

## Utility Taxes

**Background** – The City’s utility taxes are broken into four components: natural gas, electric, telecommunications, and water. Over the past decade, revenues from the utility tax have remained flat. On April 28, 2014, the City Council adopted an increase in each component of the utility tax which remains earmarked for Police and Fire pensions.



(in units of millions)



**Statutory** – The City’s utility tax rates are set by City ordinance. (**Chapter 39: Article II; Article IX; and Article X**)

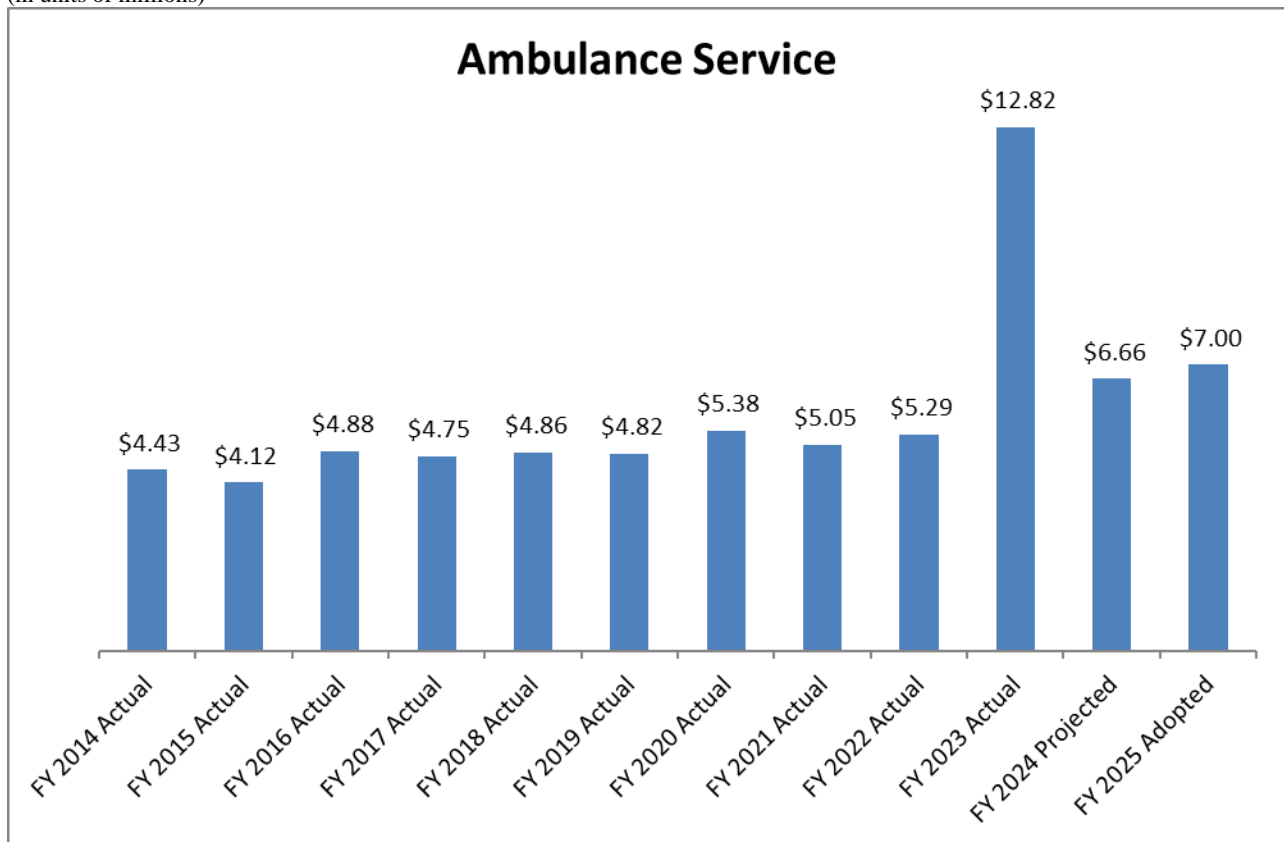
*Note: Utility tax rate increases went into effect in FY 2015.*

## Ambulance Service

**Background** – The City began to provide ambulance service in FY 2006 after the closure of the area’s private ambulance service. The City provides basic and advanced life support to Bloomington locations and bills for these services. The City does not provide transport services between nursing homes and physician offices. Ambulance Fees are used to offset expenditures within the Fire Department and automatically increase by 3% annually. Ambulance fee revenues are offset by approximately half due to industry insurance write offs and bad debt expenses. Beginning in FY 2024, write offs are netted against the revenues received annually.



(in units of millions)



Statutory – The City’s ambulance fees are set by City ordinance. (**Chapter 17: Section 92 Ordinance 2011-28**).



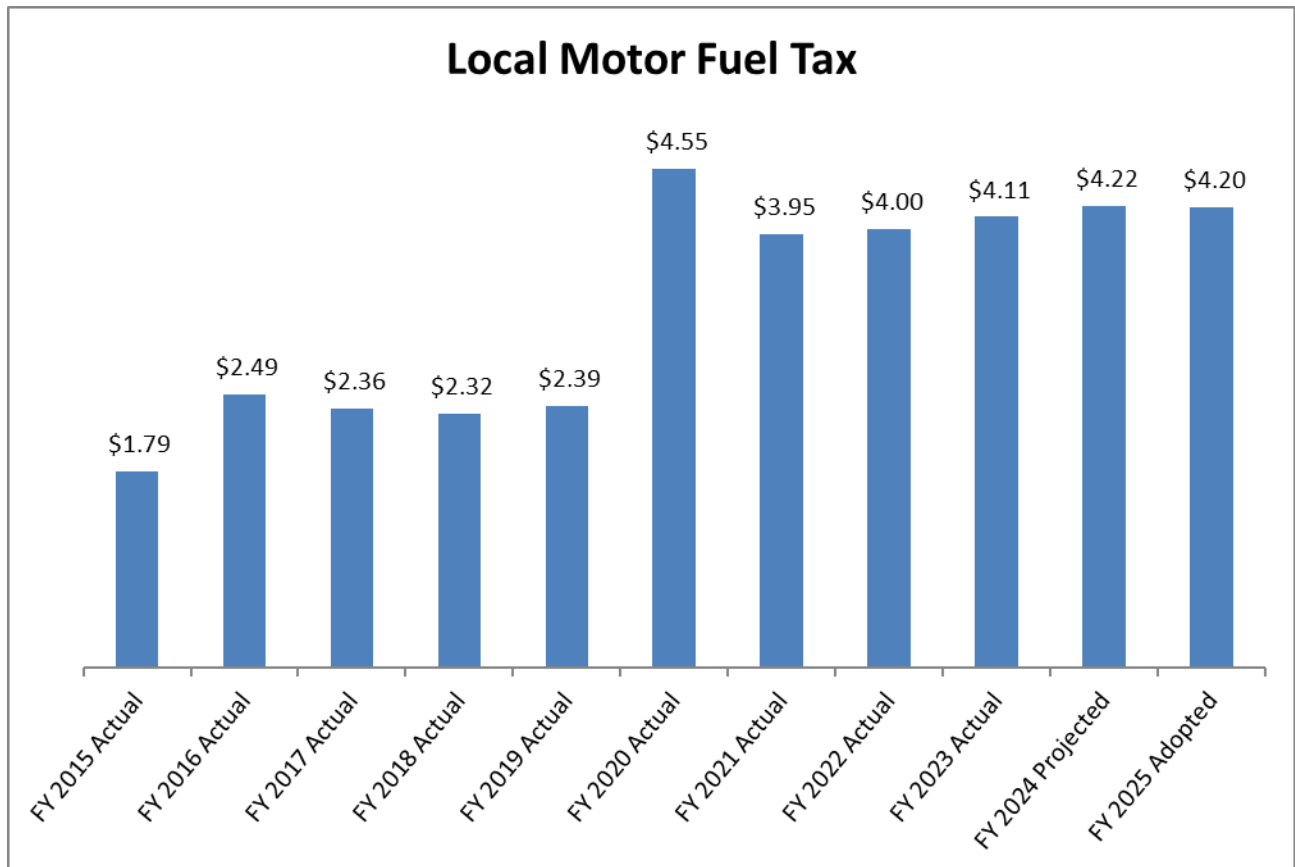
## Local Motor Fuel Tax

**Background** - The Local Motor Fuel Tax is an eight cent (\$0.08) per gallon tax on all gasoline and diesel products. The original four cents (\$.04) tax was effective August 1, 2014 and increased to eight cents (\$.08) effective May 1, 2019. This tax is separate from the (39.2¢ or 46.7¢) per gallon Motor Fuel tax that the state levies. The revenues generated by the Local Motor Fuel tax will be used to fund the City’s street resurfacing program and sidewalk repair program.

The Local Motor Fuel Tax took effect August 1, 2014 and was increased to eight cents (\$.08) as of May 1, 2019.



(in units of millions)



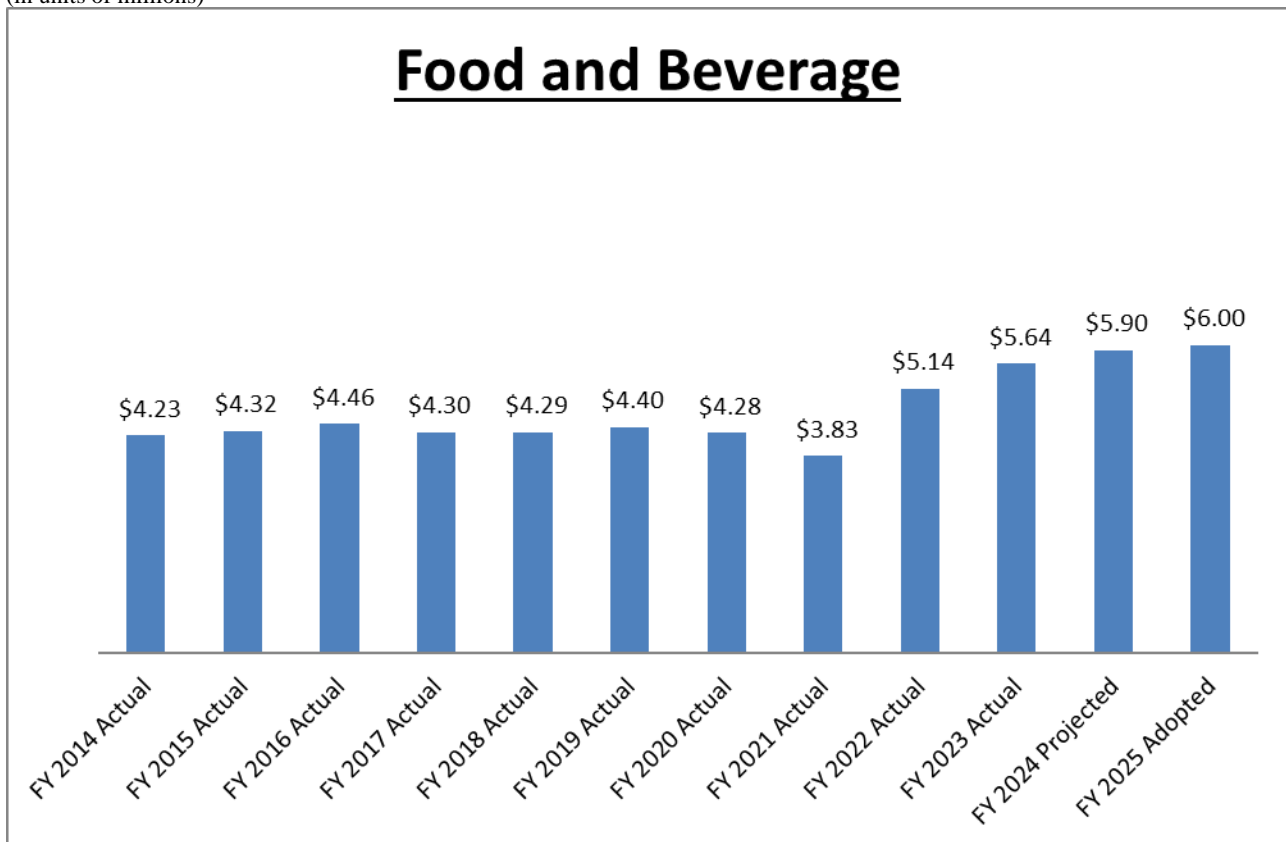
**Statutory** – The Local Motor Fuel Tax rates are set by City ordinance. (**Chapter 39: Article XVIII**)

## Food and Beverage Tax

**Background** – This 2% tax is imposed on prepared food and beverages served within the City’s corporate limits. Increases and/or decreases in tax are determined by customer demand at any point in time. The Food and Beverage tax has increased since FY 2022 due to less COVID-19 mitigations and higher inflation. The FY 2025 budget is projected accordingly. The Food and Beverage Tax is used to offset expenditures within the General Fund.



(in units of millions)



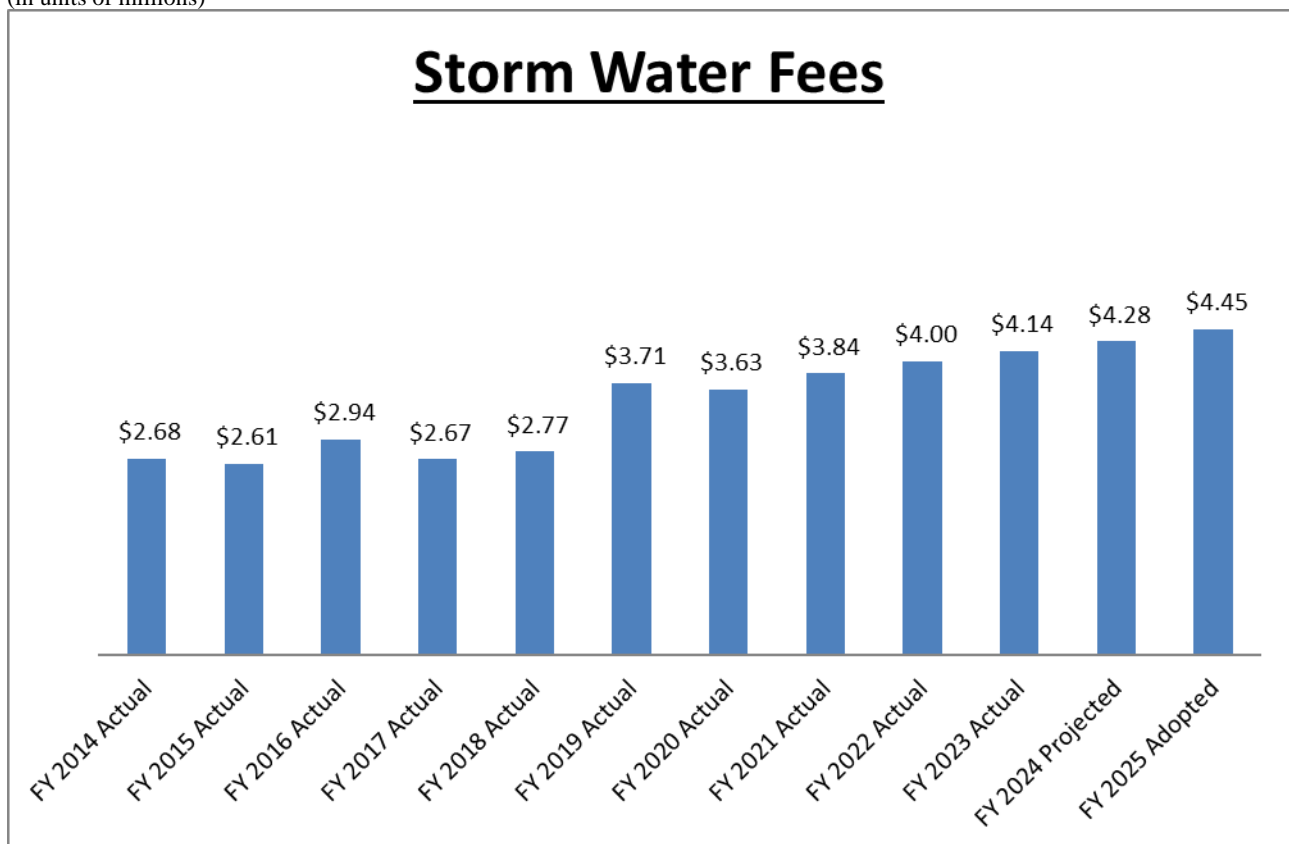
**Statutory** – The City’s food & beverage tax rates are set by City ordinance. (**Chapter 39: Article XVI**)

## Storm Water Management Fee

**Background** – Revenue from this fee is allocated to the Storm Water Fund to support the maintenance and rehabilitation of the City’s storm water system. Storm Water rates were raised accordingly in September 2017 with an effective date of May 1, 2018, and increase 3% annually. On November 27, 2023, City Council modified the rates effective May 1, 2024, and every May 1<sup>st</sup>, with rates increasing by the Consumer Price Index-Water, Sewer & Trash (CPI-WST). The City completed a Sewer and Storm Water master plan which identified that approximately \$134 million in capital needs over the next 20 years.



(in units of millions)



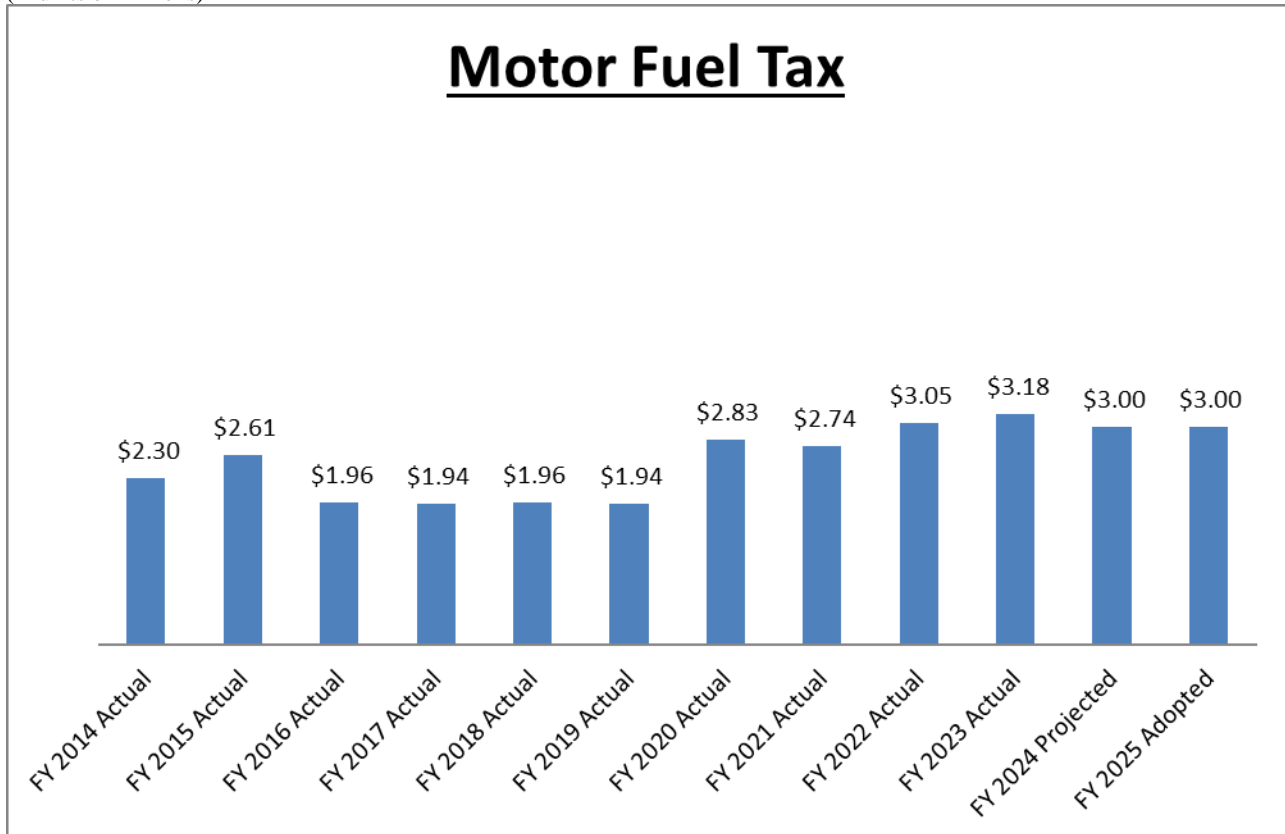
**Statutory** – In accordance with **Chapter 37 Article V Ordinance No. 2004-23**, there is an established monthly storm water rate.

## State Motor Fuel Tax

**Background** – The State of Illinois imposes a tax on motor fuel to build and maintain roads and highways. When gasoline is purchased in Illinois, a portion of the motor fuel tax (MFT) goes to the State of Illinois for distribution. The State divides these tax dollars to cities based upon population. Each unit of local government receives these tax dollars to provide improvements or maintenance to the roadways under their jurisdiction. Effective July 1, 2023, through June 30, 2024, State Motor Fuel tax is 45.4 cents a gallon for gasoline and 52.9 cents a gallon for diesel. This tax is increased annually by the State of Illinois beginning on July 1, 2019. Staff incorporates the recommendations of the Illinois Municipal League to project this source of revenue.



(in units of millions)



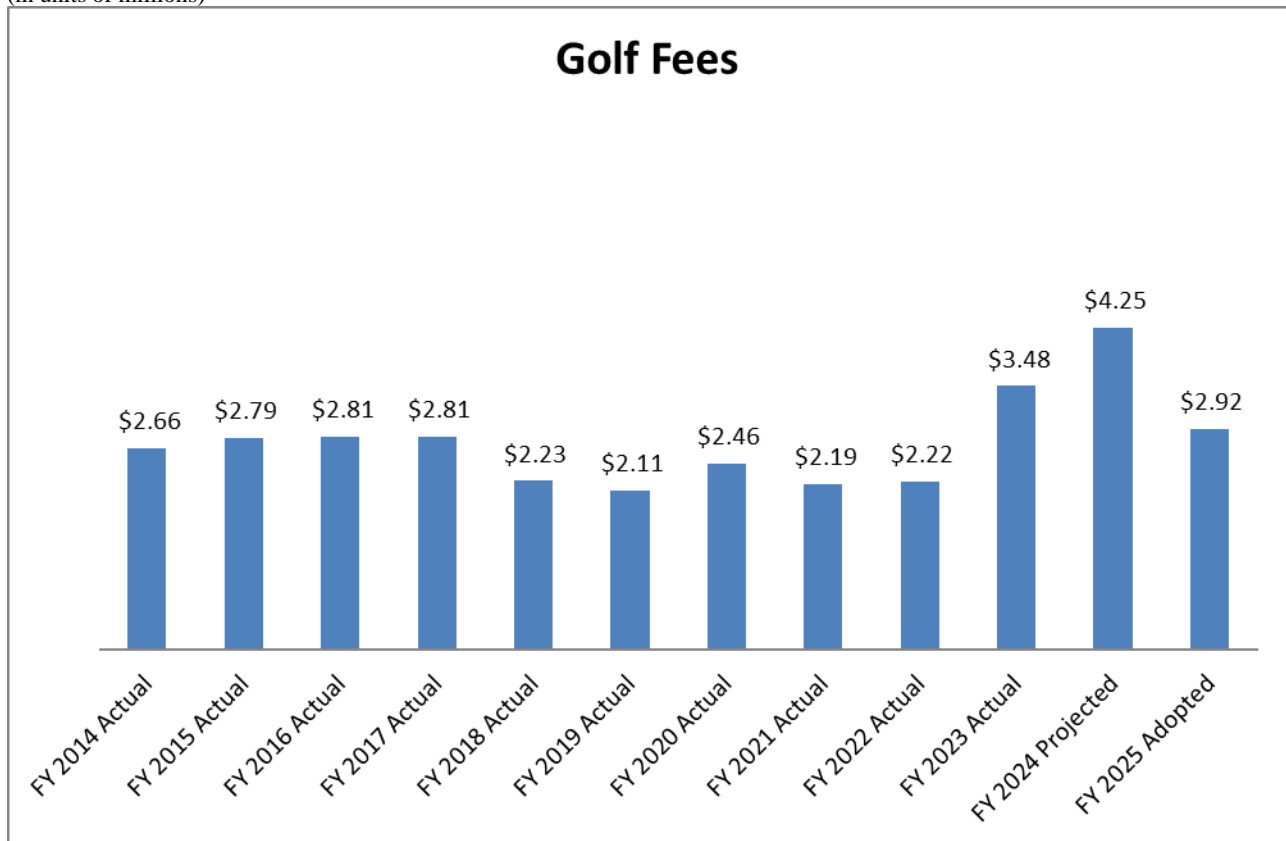
**Statutory** – Statutory regulations in the Illinois Compiled Statutes can be found at **35 ILCS 505/13a**.

## Golf Related Revenue

**Background** – Revenue from golf fees is allocated to the Golf Course Fund which supports the operating and capital needs of three City owned golf courses. The budget for fiscal year 2025 shows an increase as demand increased due to COVID-19 and has continued with younger participants returning to the game. Revenue is budgeted through golf trends in Central Illinois.



(in units of millions)



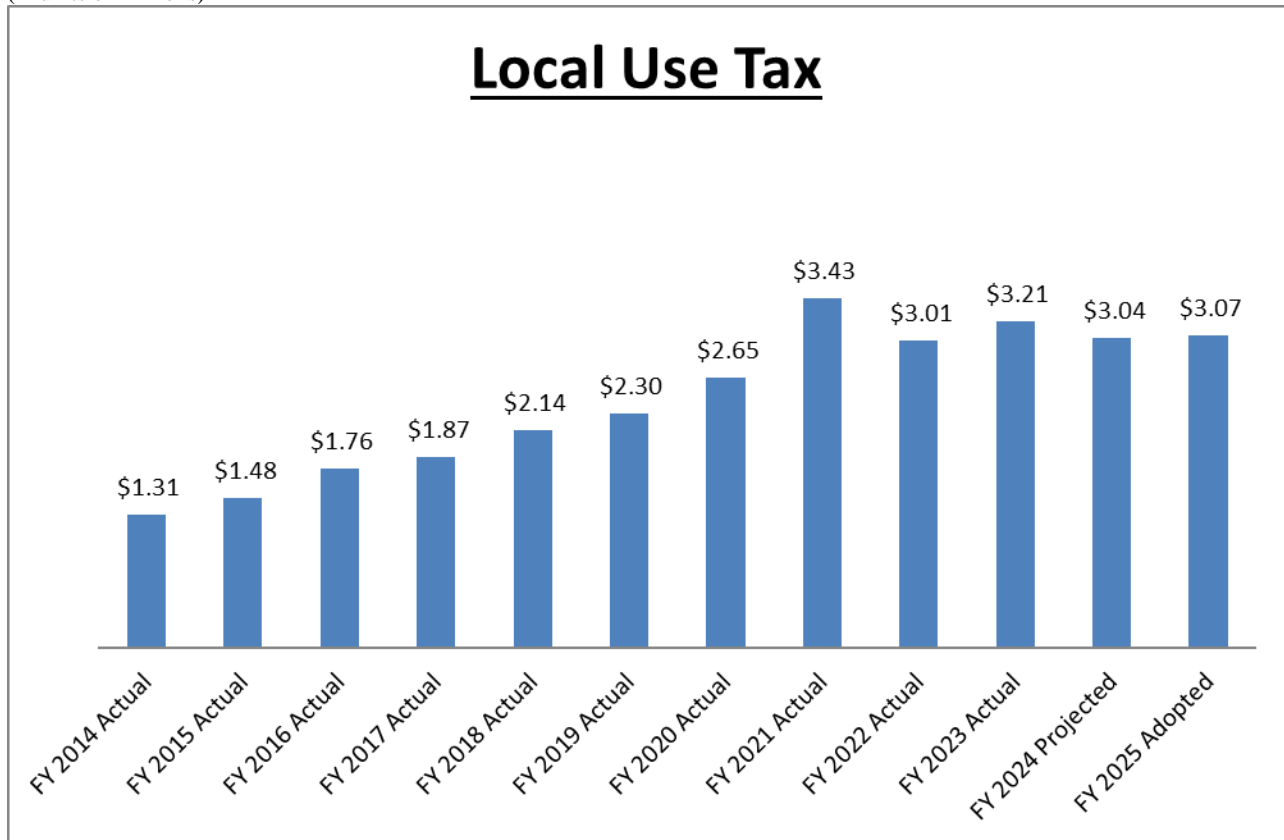
**Statutory** – Golf rates are examined and reviewed at the end of each season.

## Local Use Tax

**Background** - In 1955, the General Assembly passed the Use Tax Act. Use Tax is a sales tax that requires purchasers of tangible goods bought for use in Illinois to report and pay the attributable taxes of 6.25% (state sales tax rate). This was intended to cover tax made on purchases from out of state by catalog or mail order sales. This law now applies to internet purchases. Staff incorporated the recommendations of the Illinois Municipal League to project this revenue for budgetary purposes.



(in units of millions)



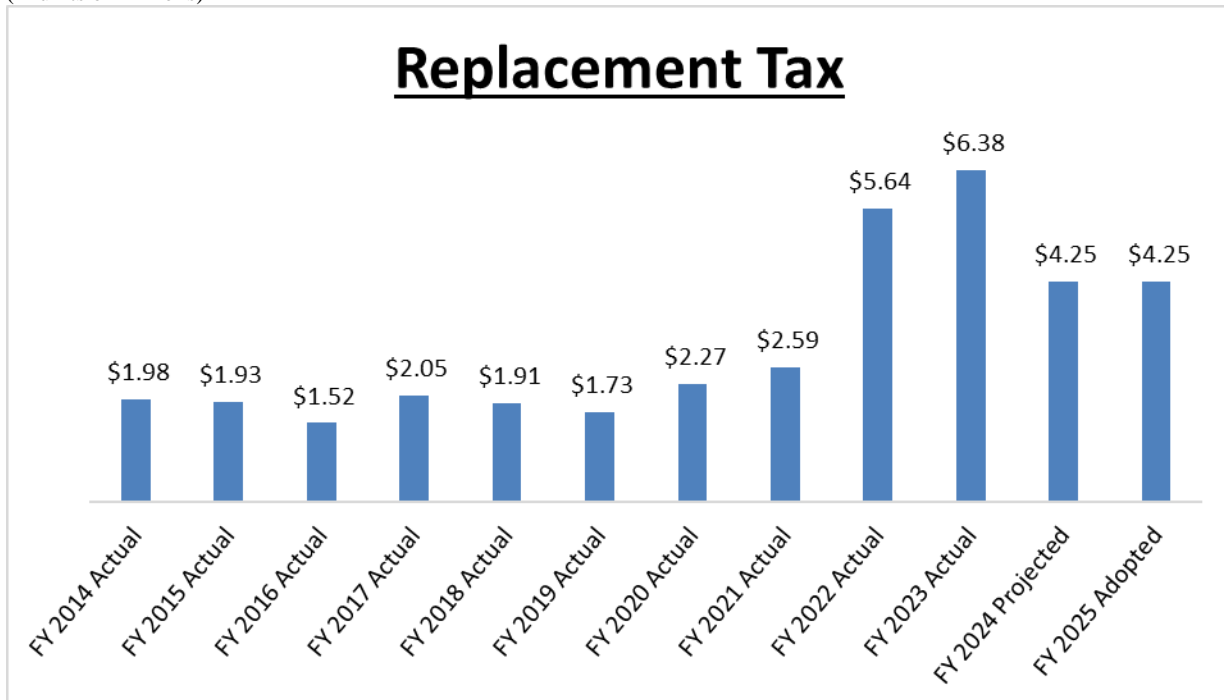
**Statutory** – The Local Use Tax is set by State Statute (**35 ILCS 105/1 to 105/22**).

## Corporate Personal Property Replacement Tax (CPPRT)

**Background** - Replacement Tax are taxes on the income or invested capital of corporations, partnerships, trusts and public utilities. Replacement taxes are collected by the State of Illinois and paid to local governments and given to replace the money lost by local government when local government's power to impose personal property taxes on corporations, partnerships, and other business entities was eliminated on January 1, 1971. The Replacement Tax is allocated between the General Fund, Debt Service Fund, Library Fund, and Pension Funds. Staff incorporated the revenue recommendations of the Illinois Municipal League to project this revenue for budgetary purposes.



(in units of millions)



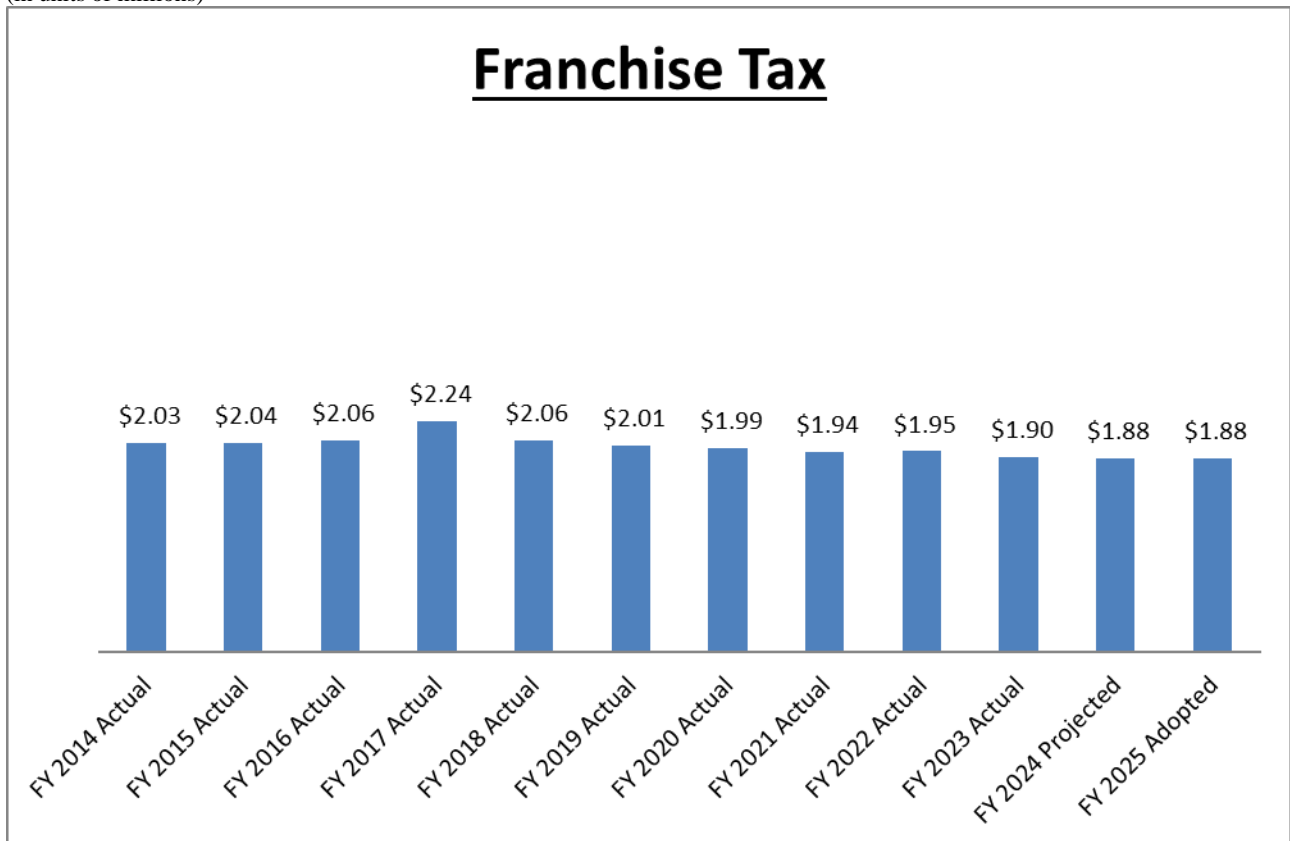
**Statutory** – The Replacement Tax is set by State Statute (**35 ILCS 5/201**).

## Franchise Tax

**Background** – The City of Bloomington’s current franchise tax rate is 5%. Comcast (cable television), Metro Net (television), Ameren Illinois (electric), and Corn Belt (electric) currently pay a franchise tax to the City. Ameren Illinois and Corn Belt disburse this fee to the City monthly while Comcast and Metro Net disburse their fees to the City quarterly. The Franchise Tax is used to offset expenditures within the General Fund. The budget for franchise tax is based upon analytical trends, staff expertise, and an economic forecast prepared by City staff; it is projected to remain the same.



(in units of millions)



**Statutory** – The City’s Franchise Tax is set in accordance with State Regulations. **(805 ILCS 5/15.05)**

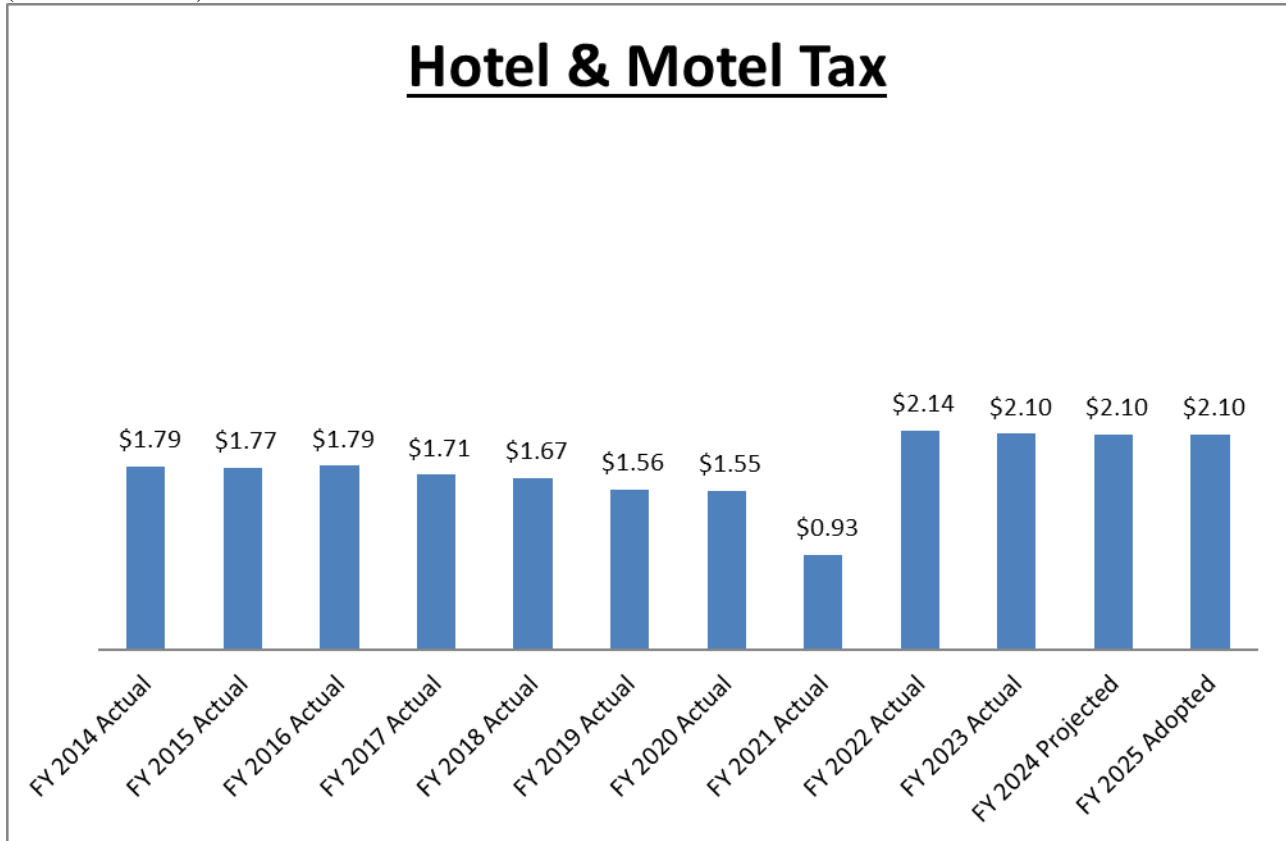


## Hotel/Motel Tax

**Background** – The City of Bloomington has incorporated a 6% Hotel/Motel Tax. The City uses these funds to promote economic growth in the City as well as offset other expenditures in the General Fund. The budget for Hotel/Motel tax is based upon analytical trends.



(in units of millions)



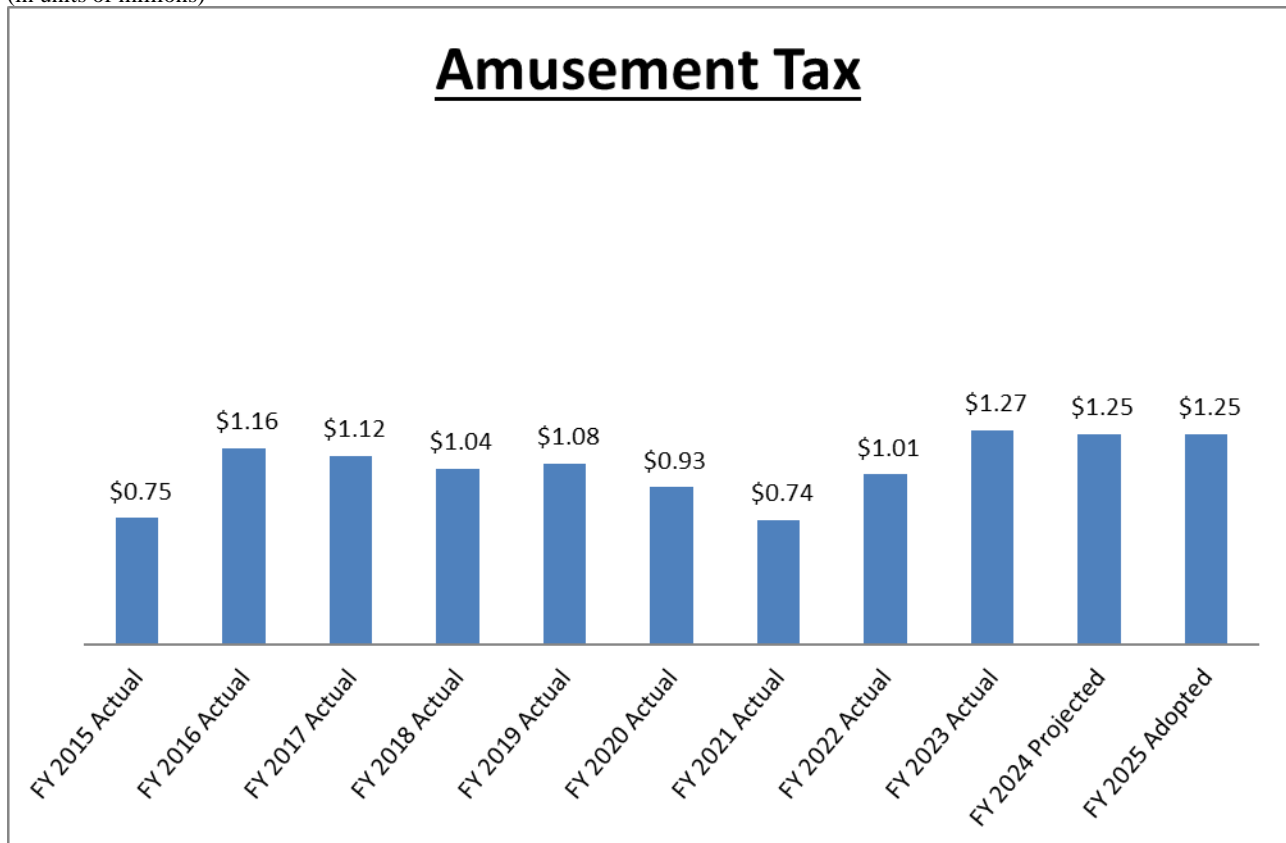
**Statutory** – In accordance with **Ordinance No. 2002-93**, there is an established hotel/motel tax.

## Amusement Tax

**Background** – On April 21<sup>st</sup>, 2014, the City adopted a four percent (4%) Amusement tax levied on exhibitive entertainment, including, but not limited to, sports spectating, theatrical, dramatic, musical, or artistic performance; motion picture shows or movies; video or videotape; digital versatile disk (DVD) rentals; and subscription video programming services (such as Cable TV). The ordinance was amended by City Council on February 14, 2022, to include streaming services. Tax exemptions apply for most tax-exempt organizations, youth organizations and public or private universities *hosting* events. The Amusement Tax is used for general operations.



(in units of millions)



**Statutory** – The Amusement Tax rates are set by City ordinance. (**Chapter 39: Article XIX**)

## Municipal Tax Rate Comparison

Municipality	Population	SALES TAX					Total Sales Tax Rate	Food & Beverage Tax	Vehicle Use Tax	Packaged Liquor Tax	Municipal Motor Fuel Tax	Hotel/Motel Tax
		2023 Property Tax Rate <sup>1</sup>	Home Rule Sales Tax	Sales Tax Rate <sup>2</sup>	County Public Safety Tax	County School Facility Tax						
Bloomington	78,680	1.2855	2.50%	6.25%	0.00%	0.00%	8.75%	2.00%	0.75%	4.00%	\$.08 per gallon	6.00%
Champaign <sup>3</sup>	81,055	1.3152	1.50%	6.25%	0.25%	1.00%	9.00%	2.50%	-	-	\$.04 per gallon	7.00%
Decatur <sup>3</sup>	76,122	1.5091	1.50%	6.25%	0.50%	1.00%	9.25%	2.00%	-	-	\$.05 per gallon	8.00%
Normal	52,497	1.2103	2.50%	6.25%	0.00%	0.00%	8.75%	2.00%	0.75%	4.00%	\$.08 per gallon	6.00%
Peoria <sup>3</sup>	115,007	1.5552	1.75%	6.25%	0.50%	0.50%	9.00%	2.00%	-	2.00%	\$.05 per gallon	8.00%
Springfield <sup>3</sup>	116,250	0.9385	2.50%	6.25%	0.00%	1.00%	9.75%	-	1.00%	-	-	7.00%
Urbana <sup>3</sup>	41,250	1.3499	1.50%	6.25%	0.25%	1.00%	9.00%	2.00%	-	3.00%	\$.05 per gallon	7.00%

<sup>1</sup> - Springfield does not include the Library in their Property Tax Levy

<sup>2</sup> - Peoria & Springfield have a Business District with an additional 1.00% sales tax rate.

<sup>3</sup> - Champaign, Decatur, Peoria, Springfield and Urbana have a separate Park District which has their own property tax levy.

# Revenue Comparison by Department/Fund

PROJECTION: 20255 FY 2025 BUDGET MASTER LEVEL 5							FOR PERIOD 12
ACCOUNTS FOR:							
General Fund	2023 ACTUAL	2024 ORIG BUD	2024 REVISED BUD	2024 ACTUAL	2024 PROJECTION	2025 ADOPTED	PCT CHANGE
Non Departmental	-105,808,304.58	-94,680,208.14	-108,591,266.62	-68,225,119.21	-103,966,210.75	-109,433,241.04	.8%
Administration	.00	.00	.00	.00	.00	.00	.0%
City Clerk	-434.53	-525.00	-525.00	-646.49	-716.99	-375.00	-28.6%
Human Resources	-1,624.33	-1,000.00	-1,000.00	-2,462.06	-1,500.00	-1,000.00	.0%
Finance	-61,273.36	-36,057.96	-36,057.96	-34,784.32	-46,110.29	-42,839.14	18.8%
Billing	-50,099.26	-49,500.00	-49,500.00	-34,967.06	-52,000.00	-52,000.00	5.1%
Information Services	-178,735.62	-139,500.00	-139,500.00	-105,604.50	-145,100.00	-145,000.00	3.9%
Legal	-19,228.72	-18,350.00	-18,350.00	-12,288.82	-17,050.00	-17,050.00	-7.1%
Parks Administration	-78,872.11	-80,430.00	-80,430.00	-78,102.40	-83,137.55	-84,955.00	5.6%
Parks Maintenance	-67,716.35	-37,000.00	-37,000.00	-43,479.50	-44,776.00	-30,000.00	-18.9%
Recreation	-284,305.00	-306,874.00	-306,874.00	-275,722.05	-303,919.00	-326,650.00	6.4%
Aquatics	-115,914.75	-597,107.00	-597,107.00	-140,000.74	-140,000.74	-607,447.00	1.7%
BCPA	-2,272,736.48	-2,390,500.00	-2,390,500.00	-2,651,605.81	-2,627,519.53	-2,552,657.72	6.8%
BCPA Capital Campaign	-506,117.66	.00	.00	-67.70	-100.00	.00	.0%
BCPA Community Foundat	.00	.00	.00	.00	.00	.00	.0%
Miller Park Zoo	-926,158.98	-870,865.00	-870,865.00	-747,834.37	-864,652.57	-911,110.00	4.6%
Bloomington Ice Center	-909,400.74	-850,965.00	-850,965.00	-591,129.69	-877,920.00	-888,920.00	4.5%
SOAR	-345,524.29	-363,257.00	-363,257.00	-342,201.00	-357,757.00	-376,333.00	3.6%
Police Administration	-1,069,222.48	-951,600.00	-951,600.00	-1,305,802.43	-1,646,490.57	-1,182,246.66	24.2%
Police Pension	-4,012,675.42	-4,713,000.00	-4,713,000.00	-4,700,887.77	-4,700,806.13	-4,713,000.00	.0%
Police Communication C	.00	.00	.00	-2,942.88	-2,942.88	.00	.0%
Fire	-12,940,933.37	-9,090,200.00	-9,090,200.00	-3,292,533.56	-6,844,336.92	-7,080,250.00	-22.1%

# Revenue Comparison by Department/Fund

PROJECTION: 20255 FY 2025 BUDGET MASTER LEVEL 5							FOR PERIOD 12	
ACCOUNTS FOR:								
General Fund	2023 ACTUAL	2024 ORIG BUD	2024 REVISED BUD	2024 ACTUAL	2024 PROJECTION	2025 ADOPTED	PCT CHANGE	
Fire Pension	-4,200,691.08	-4,901,000.00	-4,901,000.00	-4,888,296.71	-4,888,211.81	-4,901,000.00	.0%	
Fire - Ambulance	.00	.00	.00	.00	.00	.00	.0%	
Building Safety	-1,753,748.44	-1,286,750.00	-1,286,750.00	-981,155.96	-1,314,874.00	-1,311,550.00	1.9%	
Planning	-22,441.74	-19,800.00	-19,800.00	-17,810.22	-23,588.00	-23,000.00	16.2%	
Community Enhancement	-399,558.69	-456,119.20	-456,119.20	-80,553.12	-388,840.00	-454,070.69	-.4%	
Downtown Development D	.00	.00	.00	.00	.00	.00	.0%	
Facilities Maintenance	.00	-500.00	-500.00	-5.20	.00	.00	-100.0%	
Gov Center Bldg Maint	.00	.00	.00	.00	.00	.00	.0%	
Parking Operations	-153,227.22	-149,516.65	-149,516.65	-201,729.06	-253,021.88	-237,211.10	58.7%	
Public Works Administr	.00	.00	.00	.00	.00	.00	.0%	
Street Maintenance	-891,644.22	-624,000.00	-624,000.00	-516,348.42	-824,800.00	-772,000.00	23.7%	
Snow & Ice Removal	-7,687.31	-5,000.00	-5,000.00	-2,075.00	-2,500.00	-5,000.00	.0%	
Engineering Administra	-275,332.86	-214,300.00	-214,300.00	-207,945.79	-310,244.00	-750,000.00	250.0%	
Fleet Management	-2,872,081.08	-3,055,386.00	-3,055,386.00	-1,877,928.28	-2,869,901.00	-2,829,401.00	-7.4%	
Sister City	-24,801.00	-25,201.00	-25,201.00	-24,201.00	-24,201.00	-26,621.00	5.6%	
Economic Development	-36,241.91	-20,000.00	-20,000.00	-28,074.95	-27,255.90	-25,000.00	25.0%	
General Fund Transfers	-3,170,297.93	-3,140,526.49	-3,140,526.49	-3,140,526.49	-3,140,526.49	-3,309,456.50	5.4%	
TOTAL General Fund	-143,457,031.51	-129,075,038.44	-142,986,096.92	-94,554,832.56	-136,791,011.00	-143,089,384.85	.1%	
Motor Fuel Tax	-4,955,644.28	-26,693,600.00	-26,693,600.00	-3,367,297.67	-4,055,700.00	-32,952,358.00	23.4%	
TOTAL Motor Fuel Tax Fund	-4,955,644.28	-26,693,600.00	-26,693,600.00	-3,367,297.67	-4,055,700.00	-32,952,358.00	23.4%	
Board of Elections	-533,232.51	-688,372.00	-688,372.00	-565,762.92	-736,860.22	-884,327.00	28.5%	
TOTAL Board of Elections Fun	-533,232.51	-688,372.00	-688,372.00	-565,762.92	-736,860.22	-884,327.00	28.5%	

# Revenue Comparison by Department/Fund

PROJECTION: 20255 FY 2025 BUDGET MASTER LEVEL 5						FOR PERIOD 12	
ACCOUNTS FOR:							
Drug Enforcement Fund	2023 ACTUAL	2024 ORIG BUD	2024 REVISED BUD	2024 ACTUAL	2024 PROJECTION	2025 ADOPTED	PCT CHANGE
Drug Enforcement	-96,272.52	-187,950.00	-187,950.00	-277,691.03	-176,163.67	-274,098.00	45.8%
DARE	.00	.00	.00	.00	.00	.00	.0%
DUI Enforcement	-54,400.31	-40,000.00	-40,000.00	-38,163.71	-50,000.00	.00	-100.0%
Marijuana Leaf Testing	-90.00	-500.00	-500.00	.00	.00	.00	-100.0%
Federal Drug Enforceme	.00	.00	.00	.00	.00	.00	.0%
Project Safe Neighborh	.00	.00	.00	.00	.00	.00	.0%
Cyber Crime Grant	.00	.00	.00	.00	.00	.00	.0%
TOTAL Drug Enforcement Fund	-150,762.83	-228,450.00	-228,450.00	-315,854.74	-226,163.67	-274,098.00	20.0%
CD - Administration &	-601,480.98	-628,290.75	-862,181.75	-440,832.14	-801,397.50	-765,443.30	-11.2%
CD - Rehabilitation	-71,571.82	-30,101.00	-30,101.00	-33,813.32	-45,101.00	-49,319.75	63.8%
CD - Capital Improveme	.00	.00	.00	.00	.00	.00	.0%
CD - Community Service	.00	.00	.00	.00	.00	.00	.0%
CD - Continuum of Care	-226,337.42	-23,000.00	-23,000.00	.00	.00	.00	-100.0%
CD - Lead Hazard Contr	-31,187.17	-910,243.64	-910,243.64	-3,931.97	-134,870.00	-902,930.00	-.8%
CD - Healthy Homes Gra	.00	-119,756.36	-119,756.36	.00	.00	-273,000.00	128.0%
TOTAL Community Development	-930,577.39	-1,711,391.75	-1,945,282.75	-478,577.43	-981,368.50	-1,990,693.05	2.3%
Single Family Owner Oc	-597,911.46	-293,650.00	-293,650.00	-100,404.62	-205,261.00	-239,760.00	-18.4%
TOTAL IHDA Fund	-597,911.46	-293,650.00	-293,650.00	-100,404.62	-205,261.00	-239,760.00	-18.4%
Library Maint & Operat	-22,123,449.44	-12,261,961.00	-12,261,961.00	-11,629,193.28	-12,513,944.00	-7,749,653.00	-36.8%
Next Generation Librar	.00	.00	.00	.00	.00	.00	.0%
TOTAL Library Fund	-22,123,449.44	-12,261,961.00	-12,261,961.00	-11,629,193.28	-12,513,944.00	-7,749,653.00	-36.8%
Library FA Replacement	-37,317.82	-15,000.00	-15,000.00	-40,061.67	-40,000.00	-106,000.00	606.7%
TOTAL Library FA Fund	-37,317.82	-15,000.00	-15,000.00	-40,061.67	-40,000.00	-106,000.00	606.7%

# Revenue Comparison by Department/Fund

PROJECTION: 20255 FY 2025 BUDGET MASTER LEVEL 5						FOR PERIOD 12	
ACCOUNTS FOR:							
Park Dedication Fund	2023 ACTUAL	2024 ORIG BUD	2024 REVISED BUD	2024 ACTUAL	2024 PROJECTION	2025 ADOPTED	PCT CHANGE
Park Dedication	-455,649.78	-30,000.00	-30,000.00	-67,527.09	-81,997.33	-403,715.00	1245.7%
TOTAL Park Dedication Fund	-455,649.78	-30,000.00	-30,000.00	-67,527.09	-81,997.33	-403,715.00	1245.7%
Empire St Corridor TIF	-499,378.77	-561,997.93	-561,997.93	-500,985.75	-455,540.54	-574,960.56	2.3%
TOTAL Empire St Corridor TIF	-499,378.77	-561,997.93	-561,997.93	-500,985.75	-455,540.54	-574,960.56	2.3%
Downtown-Southwest TIF	-7,298.72	-10,130.15	-10,130.15	-10,743.32	-10,358.10	-29,508.38	191.3%
TOTAL Downtown-Southwest TIF	-7,298.72	-10,130.15	-10,130.15	-10,743.32	-10,358.10	-29,508.38	191.3%
Downtown E Washington	-43,711.19	-87,386.00	-87,386.00	-52,170.80	-51,310.23	-72,308.80	-17.3%
TOTAL Downtown E Washington	-43,711.19	-87,386.00	-87,386.00	-52,170.80	-51,310.23	-72,308.80	-17.3%
General Bond & Interes	-3,762,133.88	-3,496,713.72	-3,496,713.72	-1,610,466.79	-3,496,713.72	-3,380,101.65	-3.3%
TOTAL General Bond & Interes	-3,762,133.88	-3,496,713.72	-3,496,713.72	-1,610,466.79	-3,496,713.72	-3,380,101.65	-3.3%
Arena Bond Fund	-1,759,785.24	-1,868,450.67	-1,868,450.67	-1,882,440.35	-1,888,950.67	-1,951,086.25	4.4%
TOTAL Arena Bond Fund	-1,759,785.24	-1,868,450.67	-1,868,450.67	-1,882,440.35	-1,888,950.67	-1,951,086.25	4.4%
Multi-Project Fund	-1,148,548.89	-1,234,288.21	-1,234,288.21	-1,243,114.02	-1,244,788.21	-1,212,480.00	-1.8%
TOTAL Multi-Project Fund	-1,148,548.89	-1,234,288.21	-1,234,288.21	-1,243,114.02	-1,244,788.21	-1,212,480.00	-1.8%
Capital Improvements	-10,430,833.75	-5,612,000.00	-6,836,490.00	-3,878,210.82	-5,341,629.00	-10,951,851.00	60.2%
TOTAL Capital Improvements F	-10,430,833.75	-5,612,000.00	-6,836,490.00	-3,878,210.82	-5,341,629.00	-10,951,851.00	60.2%
FY 2012 Capital Lease	.00	.00	.00	.00	.00	.00	.0%
FY 2013 Capital Lease	.00	.00	.00	.00	.00	.00	.0%
FY 2014 Capital Lease	.00	.00	.00	.00	.00	.00	.0%
FY 2015 Capital Lease	-86.87	.00	.00	.00	.00	.00	.0%
FY 2016 Capital Lease	.00	.00	.00	.00	.00	.00	.0%
FY 2017 Capital Lease	.00	.00	.00	.00	.00	.00	.0%

# Revenue Comparison by Department/Fund

PROJECTION: 20255 FY 2025 BUDGET MASTER LEVEL 5							FOR PERIOD 12	
ACCOUNTS FOR:								
Capital Lease Fund	2023 ACTUAL	2024 ORIG BUD	2024 REVISED BUD	2024 ACTUAL	2024 PROJECTION	2025 ADOPTED	PCT CHANGE	
FY 2018 Capital Lease	.00	.00	.00	.00	.00	.00	.00	.0%
FY 2019 Capital Lease	.00	.00	.00	.00	.00	.00	.00	.0%
FY 2020 Capital Lease	.00	.00	.00	.00	.00	.00	.00	.0%
FY 2021 Capital Lease	.00	.00	.00	.00	.00	.00	.00	.0%
FY 2022 Capital Lease	.00	.00	.00	.00	.00	.00	.00	.0%
FY 2023 Capital Lease	.00	.00	.00	.00	.00	.00	.00	.0%
FY 2024 Capital Lease	.00	-2,930,675.00	-2,930,675.00	.00	-1,857,979.00	.00	-100.0%	
FY 2025 Capital Lease	.00	.00	.00	.00	.00	-1,637,706.00	.0%	
FY 2026 Capital Lease	.00	.00	.00	.00	.00	.00	.0%	
FY 2027 Capital Lease	.00	.00	.00	.00	.00	.00	.0%	
FY 2028 Capital Lease	.00	.00	.00	.00	.00	.00	.0%	
TOTAL Capital Lease Fund	-86.87	-2,930,675.00	-2,930,675.00	.00	-1,857,979.00	-1,637,706.00	-44.1%	
Cap Imp. Asphalt & Con	-11,231,350.73	-10,000,000.00	-10,000,000.00	-6,656,885.65	-10,533,697.50	-11,997,021.25	20.0%	
TOTAL Cap Improv Asphalt/Con	-11,231,350.73	-10,000,000.00	-10,000,000.00	-6,656,885.65	-10,533,697.50	-11,997,021.25	20.0%	
Water Administration	-16,395,036.31	-27,499,742.46	-28,435,481.46	-13,692,064.79	-28,775,980.97	-24,759,166.67	-12.9%	
Water Transmission/Dis	-1,684,207.99	.00	-3,507,409.89	-3,122,767.24	-3,163,815.19	-5,008,561.49	42.8%	
Water Purification	-3,475.00	-3,250.00	-3,250.00	-2,625.00	-3,250.00	-3,500.00	7.7%	
Lake Maintenance	-259,530.30	-220,010.28	-220,010.28	-86,568.00	-258,209.72	-231,256.72	5.1%	
Water Meter Service	-87,121.00	-72,000.00	-72,000.00	-39,027.00	-70,000.00	-80,000.00	11.1%	
Water Mechancial Maint	.00	.00	.00	-581,000.00	-581,000.00	-11,475,000.00	.0%	
TOTAL Water Fund	-18,429,370.60	-27,795,002.74	-32,238,151.63	-17,524,052.03	-32,852,255.88	-41,557,484.88	28.9%	
Sewer Operations	-10,068,333.06	-12,229,684.00	-15,906,517.68	-9,286,397.23	-12,381,815.86	-16,146,577.40	1.5%	
TOTAL Sewer Fund	-10,068,333.06	-12,229,684.00	-15,906,517.68	-9,286,397.23	-12,381,815.86	-16,146,577.40	1.5%	



# Revenue Comparison by Department/Fund

PROJECTION: 20255 FY 2025 BUDGET MASTER LEVEL 5							FOR PERIOD 12	
ACCOUNTS FOR:								
Storm Water Fund	2023 ACTUAL	2024 ORIG BUD	2024 REVISED BUD	2024 ACTUAL	2024 PROJECTION	2025 ADOPTED	PCT CHANGE	
Storm Water Operations	-6,274,233.22	-8,446,868.87	-12,123,702.55	-6,138,744.88	-8,176,852.05	-12,223,578.40	.8%	
TOTAL Storm Water Fund	-6,274,233.22	-8,446,868.87	-12,123,702.55	-6,138,744.88	-8,176,852.05	-12,223,578.40	.8%	
Solid Waste Operations	-9,171,466.90	-8,563,100.00	-8,563,100.00	-6,721,892.59	-9,953,038.93	-8,848,000.00	3.3%	
TOTAL Solid Waste Fund	-9,171,466.90	-8,563,100.00	-8,563,100.00	-6,721,892.59	-9,953,038.93	-8,848,000.00	3.3%	
Abraham Lincoln Parkin	-1,020,888.15	-1,485,000.00	-1,485,000.00	-319,393.62	-1,562,203.95	-455,000.00	-69.4%	
TOTAL Abraham Lincoln Parkin	-1,020,888.15	-1,485,000.00	-1,485,000.00	-319,393.62	-1,562,203.95	-455,000.00	-69.4%	
Golf Operations -- Hig	-613,777.88	-513,442.20	-513,442.20	-529,157.71	-608,442.20	-579,442.20	12.9%	
Golf Operations -- Pra	-1,262,085.38	-1,019,755.00	-1,019,755.00	-964,290.75	-1,121,755.00	-1,089,755.00	6.9%	
Golf Operations -- The	-1,613,986.87	-2,352,617.86	-2,352,617.86	-1,115,717.63	-2,518,617.86	-1,248,468.43	-46.9%	
TOTAL Golf Fund	-3,489,850.13	-3,885,815.06	-3,885,815.06	-2,609,166.09	-4,248,815.06	-2,917,665.63	-24.9%	
Arena City	-4,969,963.20	-7,959,739.92	-7,959,739.92	-1,956,060.25	-8,168,753.57	-4,344,893.41	-45.4%	
Arena Venue	-1,033,780.36	-3,343,200.00	-3,343,200.00	-1,927,743.27	-3,009,000.00	-4,516,500.00	35.1%	
TOTAL Arena Fund	-6,003,743.56	-11,302,939.92	-11,302,939.92	-3,883,803.52	-11,177,753.57	-8,861,393.41	-21.6%	
Casualty Insurance	-5,072,195.90	-5,210,056.73	-5,210,056.73	-5,248,664.00	-5,276,502.06	-5,324,249.65	2.2%	
TOTAL Casualty Insurance Fun	-5,072,195.90	-5,210,056.73	-5,210,056.73	-5,248,664.00	-5,276,502.06	-5,324,249.65	2.2%	
Blue Cross/Blue shield	-48,062.37	-7,000.00	-7,000.00	-499,834.58	-70,000.00	-70,000.00	900.0%	
Blue Cross Blue shield	-1,691,914.12	-1,800,000.00	-1,800,000.00	-1,073,609.38	-1,680,000.00	-1,880,000.00	4.4%	
Blue Cross PPO 600/120	-3,399,787.27	-3,426,000.00	-3,426,000.00	-2,359,553.11	-3,645,250.00	-3,963,250.00	15.7%	
Blue Cross PPO W/HSA	-1,887,879.69	-1,920,000.00	-1,920,000.00	-1,277,903.45	-1,872,500.00	-2,072,500.00	7.9%	
Police Plan	-3,504,307.23	-3,500,000.00	-3,500,000.00	-2,361,031.78	-3,800,000.00	-4,000,000.00	14.3%	
HAMP - HMO	.00	.00	.00	.00	.00	.00	.0%	
Blue Cross Blue shield	-378,218.08	-364,000.00	-364,000.00	-242,936.92	-306,000.00	-400,000.00	9.9%	

# Revenue Comparison by Department/Fund

PROJECTION: 20255 FY 2025 BUDGET MASTER LEVEL 5							FOR PERIOD 12
ACCOUNTS FOR:							
Employee Insurance & Benefits	2023 ACTUAL	2024 ORIG BUD	2024 REVISED BUD	2024 ACTUAL	2024 PROJECTION	2025 ADOPTED	PCT CHANGE
Dental	-85,047.26	-90,000.00	-90,000.00	-57,652.92	-88,000.00	-96,000.00	6.7%
Dental Enhanced	-339,673.76	-359,500.00	-359,500.00	-236,530.95	-316,300.00	-180,000.00	-49.9%
Dental PPO	.00	.00	.00	-63.04	-57,500.00	-192,500.00	.0%
Vision	-38,588.70	-40,000.00	-40,000.00	-25,176.81	-40,000.00	-44,000.00	10.0%
Vision Enhanced	-72,390.67	-72,600.00	-72,600.00	-66,712.36	-75,900.00	-82,900.00	14.2%
Miscellaneous Benefits	-70,940.80	-218,000.00	-218,000.00	-49,652.40	-221,500.00	-221,500.00	1.6%
TOTAL Employee Insurance & B	-11,516,809.95	-11,797,100.00	-11,797,100.00	-8,250,657.70	-12,172,950.00	-13,202,650.00	11.9%
Blue Cross/Blue Shield	-84,888.28	-1,500.00	-1,500.00	-3,285.65	-4,000.00	-4,000.00	166.7%
Blue Cross Blue Shield	-154,873.42	-204,000.00	-204,000.00	-66,248.54	-156,000.00	-156,000.00	-23.5%
Blue Cross PPO 600/120	-323,632.28	-420,000.00	-420,000.00	-216,396.55	-422,500.00	-422,500.00	.6%
Blue Cross PPO w/ HSA	-88,835.12	-85,000.00	-85,000.00	-67,923.03	-104,450.00	-104,450.00	22.9%
Police Plan	-742,008.58	-750,000.00	-750,000.00	-259,246.57	-815,000.00	-815,000.00	8.7%
HAMP - HMO	.00	.00	.00	.00	.00	.00	.0%
BCBS HMO IL	-58,475.97	-35,000.00	-35,000.00	-31,267.44	-25,000.00	-17,500.00	-50.0%
Dental	-30,836.55	-32,000.00	-32,000.00	-20,967.93	-32,000.00	-32,000.00	.0%
Dental Enhanced	-86,862.21	-91,900.00	-91,900.00	-60,036.73	-37,000.00	-37,000.00	-59.7%
Dental PPO	.00	.00	.00	-2,131.91	-17,499.67	-52,500.00	.0%
Vision	-12,333.27	-12,500.00	-12,500.00	-7,802.34	-12,500.00	-12,500.00	.0%
Vision Enhanced	-25,340.40	-21,200.00	-21,200.00	-16,584.61	-20,950.00	-20,950.00	-1.2%
RET Medicare Supplemen	-138,467.55	-160,000.00	-160,000.00	-102,160.41	-155,000.00	-155,000.00	-3.1%
Miscellaneous Benefits	.00	-16,355.00	-16,355.00	-848.18	-17,033.23	-17,216.09	5.3%
TOTAL Retiree Healthcare Fun	-1,746,553.63	-1,829,455.00	-1,829,455.00	-854,899.89	-1,818,932.90	-1,846,616.09	.9%

# Revenue Comparison by Department/Fund

PROJECTION: 20255 FY 2025 BUDGET MASTER LEVEL 5						FOR PERIOD 12	
ACCOUNTS FOR:							
J M Scott Healthcare Fund	2023 ACTUAL	2024 ORIG BUD	2024 REVISED BUD	2024 ACTUAL	2024 PROJECTION	2025 ADOPTED	PCT CHANGE
J M Scott Health Care	-31,416.73	-790,443.10	-790,443.10	-1,600,853.57	-785,003.10	-788,763.91	-.2%
TOTAL J M Scott Healthcare F	-31,416.73	-790,443.10	-790,443.10	-1,600,853.57	-785,003.10	-788,763.91	-.2%
TOTAL REVENUE	-274,949,566.89	-290,134,570.29	-317,300,826.02	-189,393,054.60	-280,919,396.05	-331,668,992.16	4.5%
TOTAL EXPENSE	.00	.00	.00	.00	.00	.00	.0%
GRAND TOTAL	-274,949,566.89	-290,134,570.29	-317,300,826.02	-189,393,054.60	-280,919,396.05	-331,668,992.16	4.5%

# CITY OF BLOOMINGTON

## STATEMENT OF ADOPTED PROPERTY TAX LEVY

Calendar Year (Fiscal Year)	CY 2021 (FY 2023)	CY 2022 (FY 2024)	CY 2023 (FY 2025)
Account Name	Actual	Projected	Levied
General Fund	\$ 7,774,286	\$ 8,587,469	\$ 7,896,403
Social Security	\$ 1,280,852	\$ 1,277,667	\$ 1,281,010
I.M.R.F.	\$ 1,855,479	\$ 1,850,904	\$ 1,855,626
Police Pension Fund	\$ 4,007,643	\$ 4,695,806	\$ 4,708,000
Fire Pension Fund	\$ 4,195,657	\$ 4,883,212	\$ 4,896,000
Bonds and Interest	\$ 1,804,438	\$ 967,439	\$ 1,683,345
<b>Totals</b>	<b>\$ 20,918,356</b>	<b>\$ 22,262,497</b>	<b>\$ 22,320,384</b>

Calendar Year (Fiscal Year)	CY 2021 (FY 2023)	CY 2022 (FY 2024)	CY 2023 (FY 2025)
Actual Tax Rate	1.08589	1.08937	0.99285
Estimated Tax Rate			

<b>Library</b>	<b>\$ 5,829,435</b>	<b>\$ 6,270,600</b>	<b>\$ 6,580,000</b>
----------------	---------------------	---------------------	---------------------

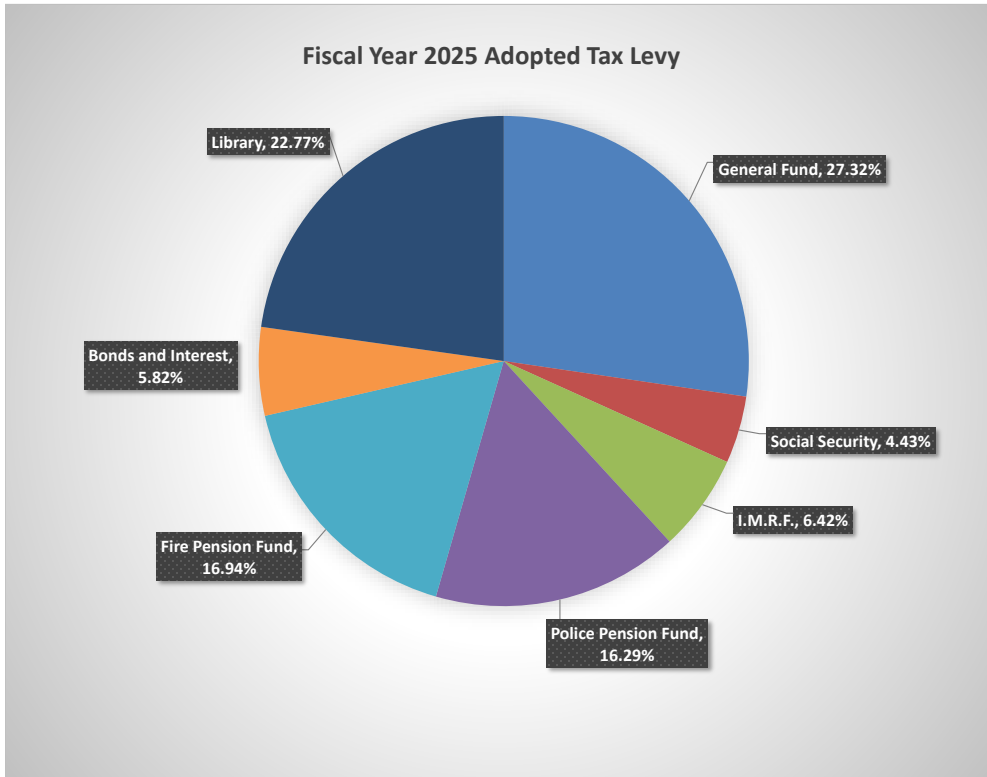
Calendar Year (Fiscal Year)	CY 2021 (FY 2023)	CY 2022 (FY 2024)	CY 2023 (FY 2025)
Actual Tax Rate	0.30457	0.30604	0.29269
Estimated Tax Rate			

**Total for all Funds**<sup>1,2</sup>      **\$ 26,747,791**    **\$ 28,533,097**    **\$ 28,900,384**

Calendar Year (Fiscal Year)	CY 2021 (FY 2023)	CY 2022 (FY 2024)	CY 2023 (FY 2025)
Actual Tax Rate	1.39046	1.39541	1.28554
Estimated Tax Rate			

<sup>1</sup> - Includes General Fund, Bonds and Library Property Tax Revenue

<sup>2</sup> - Does not include TIF portion of Property Tax.



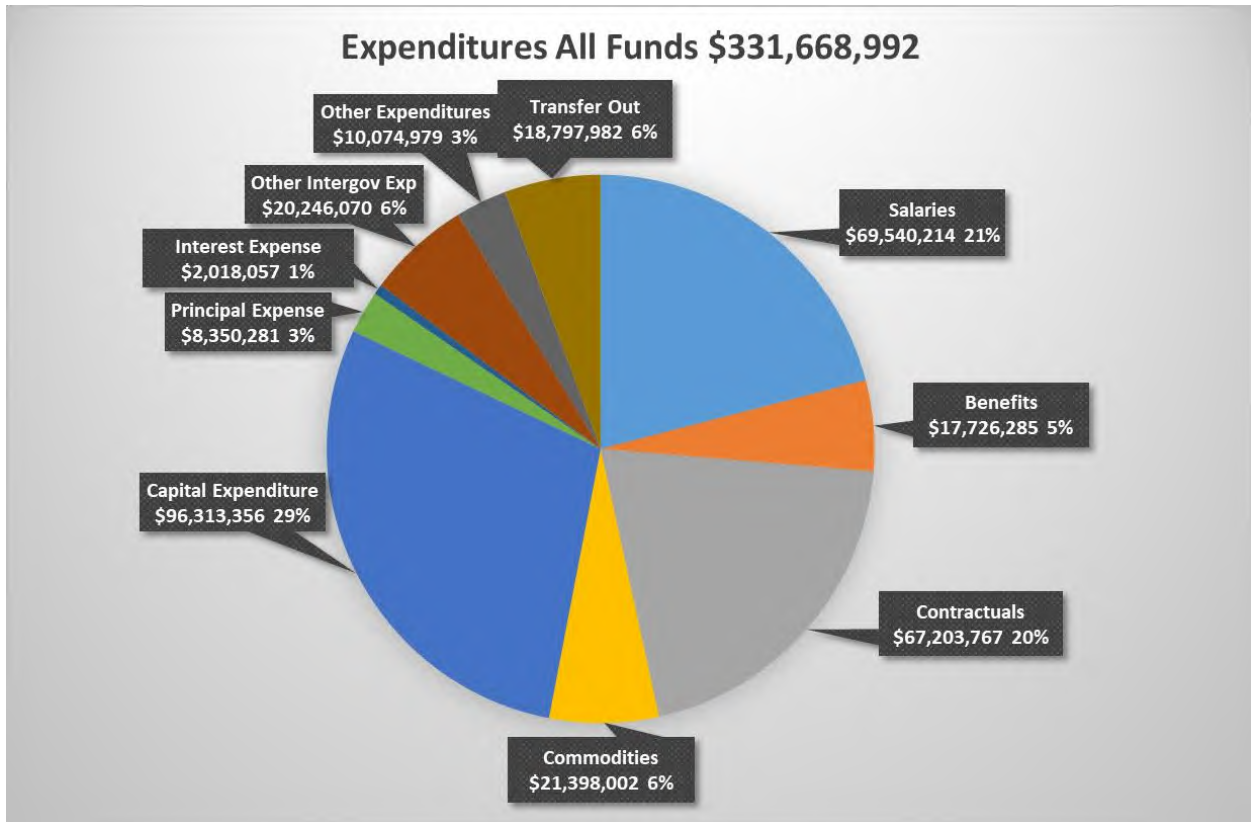
# EXPENDITURE SUMMARY



## EXPENDITURE SUMMARY

- Expenditure Overview
- Inter-Fund Transfer Summary
- Expenditure Comparison by Department/Fund

# Expenditure Overview



*Salary and benefits make up 26.31% of all City expenditures with another 2% from contractuals related to workers' compensation and general liability insurance. Intergovernmental Expenditures represents \$14.7M in payments to the Public Safety pensions and transfers of \$5.4M to regional agencies.*

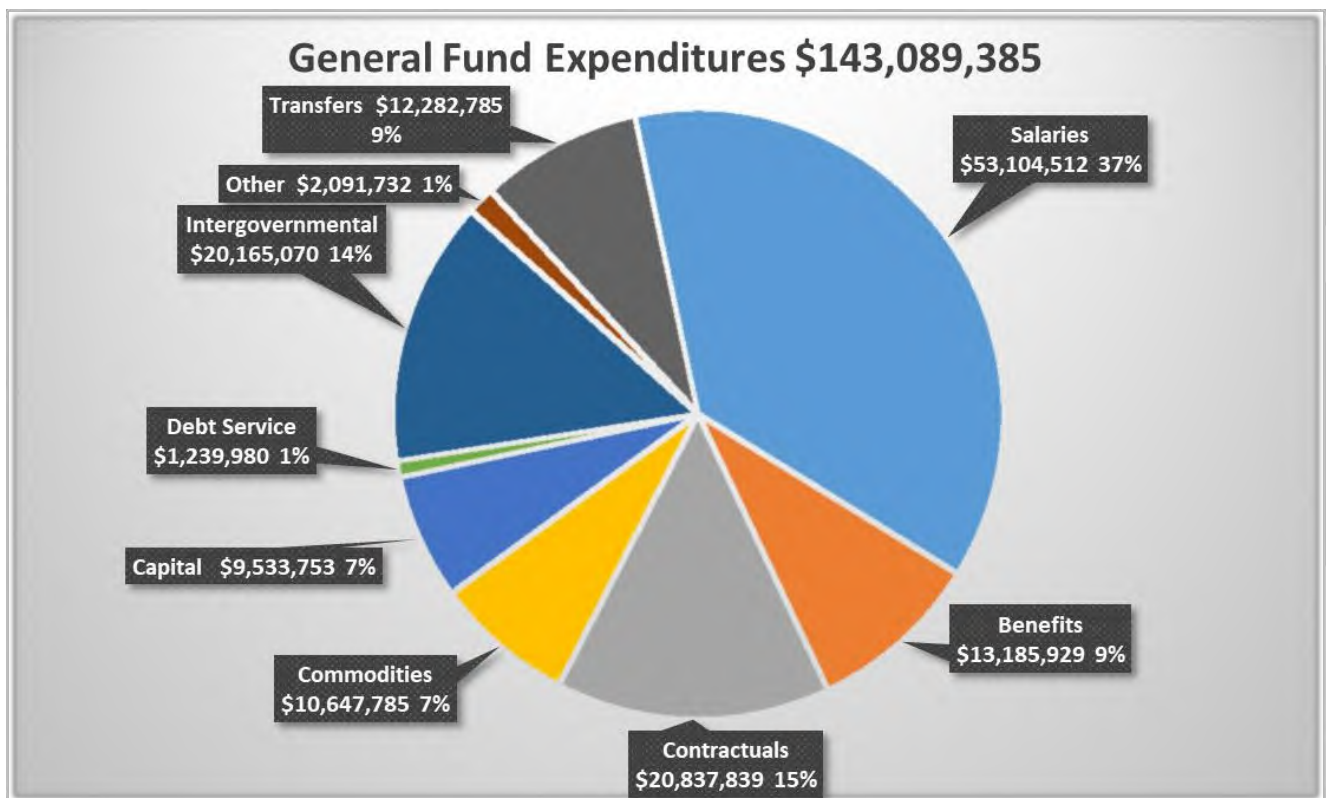
## **Budget Expenditure Process**

**Budget Methodology** - The expenditures in the Proposed Fiscal Year 2025 budget are projected by staff using a zero-based budget methodology. A zero-based budget approach requires each budget request be re-evaluated thoroughly, starting from the zero-base. This process is independent of whether the total budget or specific line items are increasing or decreasing. This process is very detailed and takes time to compile an adopted budget for Council review and ultimate approval.

**Budget Team** - The City's Budget Team is composed of the following positions: City Manager, Deputy City Managers, Finance Director, and the Budget Manager. During the preparation of the budget, the Finance Director and Budget Manager holds discussions with each department director and staff to review the City budget process. This meeting includes timetables and changes to the budget process. Guidance is provided at this meeting regarding additional positions, equipment and/or capital expenditures. The committee provides the City's economic outlook for each director regarding macro and micro growth within the City for forthcoming fiscal year as well as Council/City Manager directives.

**Budget Compilation** – Department’s prepare their own budget requests except for line items budgeted by internal subject matter experts. Human Resources employs position budgeting to account for each position and all corresponding cities paid benefits. Information Technology budgets for all software contracts, rolling stock of equipment and new software or hardware capabilities for all departments. The fleet manager provides the purchase list for all licensed vehicles and equipment, fuel costs and vehicle maintenance and repair. Finance budgets for all large tax revenues, debt service, workman’s compensation, and general liability insurances, in addition to verifying department requests.

**Budget Meetings** - The City’s Budget Team examines and analyzes each department’s proposed budget and prepares work papers to assist the City Manager in evaluating the budget. The City Manager, in conjunction with the Budget Team, meet again with department directors to discuss proposed budget modifications. The budget process provides multiple touch points between departments and administration to understand the impact of decision making.



*Salary and benefits make up 46.33% of General Fund expenditures with another 2% of contractuals related to workers’ compensation and general liability insurance. Intergovernmental Expenditures represents \$14.7M in payments to the Public Safety pensions and transfers of \$5.4M to regional agencies.*

**Salaries:**

Salary expenditures include full time, part time, seasonal, retroactive pay, and overtime expenses. For FY 2024, salary expenditures are approximately 21% of all City-wide expenditures.

**Salary Expenditures – All Funds**

	2023	2024	2024	2025	2025
FUND	ACTUAL	ADOPTED	PROJECTION	ADOPTED	% OF ADOPTED
General Fund	\$45,412,386	\$48,366,072	\$48,982,637	\$53,104,512	76.37%
Board of Elections	\$165,254	\$153,600	\$134,600	\$243,600	0.35%
Library	\$2,994,614	\$3,311,761	\$2,804,990	\$3,697,084	5.32%
Water Fund	\$4,107,044	\$4,416,754	\$4,278,824	\$4,893,001	7.04%
Sewer Fund	\$1,174,038	\$1,523,985	\$1,268,613	\$1,601,340	2.30%
Storm Water Fund	\$779,996	\$717,290	\$772,791	\$779,086	1.12%
Solid Waste Fund	\$2,330,110	\$2,628,982	\$2,481,630	\$2,858,076	4.11%
Abraham Lincoln Parking	\$38,370	\$57,696	\$39,411	\$60,266	0.09%
Golf Fund	\$984,680	\$1,058,529	\$1,042,731	\$1,134,670	1.63%
City Arena	\$506,817	\$893,624	\$1,008,418	\$1,056,378	1.52%
Casualty Insurance Fund	\$101,387	\$104,143	\$106,785	\$112,201	0.16%
<b>Total:</b>	<b>\$58,594,697</b>	<b>\$63,232,436</b>	<b>\$62,921,429</b>	<b>\$69,540,214</b>	<b>100.00%</b>

*Most City salaries are paid from the General Fund; trailed by the Water, Library and Solid Waste funds.*



## General Fund Salaries as a Percent of Total Salaries

	FY 2023	FY 2024	FY 2025	FY 2025
Departments	Actual	Projected	Adopted	% of Adopted
Police Administration	\$14,937,901	\$14,904,212	\$16,307,091	30.71%
Fire	\$12,115,461	\$12,551,949	\$14,512,657	27.33%
Parks Maintenance	\$1,989,075	\$2,073,603	\$2,360,360	4.44%
Street Maintenance	\$1,830,984	\$2,205,496	\$2,128,044	4.01%
Information Services	\$1,060,921	\$1,427,197	\$1,596,606	3.01%
Police Communication C	\$1,324,775	\$1,515,000	\$1,538,045	2.90%
Engineering Administra	\$753,056	\$996,165	\$1,528,309	2.88%
Building Safety	\$1,049,915	\$1,185,328	\$1,283,480	2.42%
Human Resources	\$949,462	\$1,132,881	\$1,230,646	2.32%
Miller Park Zoo	\$949,536	\$1,095,054	\$1,150,821	2.17%
Legal	\$992,667	\$1,017,974	\$1,100,421	2.07%
Administration	\$754,305	\$985,491	\$1,043,555	1.97%
Finance	\$843,117	\$894,248	\$921,475	1.74%
Fleet Management	\$745,466	\$788,060	\$919,561	1.73%
Community Enhancement	\$679,839	\$728,000	\$853,019	1.61%
BCPA	\$477,171	\$683,548	\$851,440	1.60%
Parks Administration	\$600,086	\$663,035	\$726,778	1.37%
Aquatics	\$123,769	\$183,127	\$617,221	1.16%
Facilities Maintenance	\$416,528	\$450,109	\$569,341	1.07%
Recreation	\$378,353	\$459,653	\$559,715	1.05%
Bloomington Ice Center	\$399,760	\$448,682	\$476,193	0.90%
Economic Development	\$364,969	\$465,448	\$449,084	0.85%
Public Works Administr	\$255,155	\$340,025	\$403,417	0.76%
City Clerk	\$254,335	\$298,082	\$328,029	0.62%
Collections	\$257,836	\$281,000	\$322,203	0.61%
Snow & Ice Removal	\$81,747	\$302,160	\$303,000	0.57%
SOAR	\$208,357	\$229,786	\$270,009	0.51%
Billing	\$234,765	\$246,060	\$261,285	0.49%
Parking Operations	\$173,402	\$210,894	\$252,693	0.48%
Planning	\$209,674	\$220,371	\$240,014	0.45%
Non Departmental	\$0	\$0	(\$2,000,000)	-3.77%
<b>Total:</b>	<b>45,412,386</b>	<b>48,982,637</b>	<b>53,104,512</b>	<b>100.00%</b>

*This table indicates approximately 58% of the General Fund salaries are derived from the Police and Fire Departments, trailed by Parks Maintenance (4.4%), Street Maintenance (4%), and Information Technology (3%) departments.*

## General Fund Salaries Percent Increase/ (Decrease)

ADMIN	FY 2024 Adopted Budget	FY 2025 Adopted Budget	Difference	% Change	
Non-Departmental	(2,500,000.00)	(2,000,000.00)	\$500,000	-20.00%	1
Administration	\$796,628	\$1,043,555	\$246,927	31.00%	2
City Clerk	\$297,655	\$328,029	\$30,374	10.20%	3
Human Resources	\$1,099,684	\$1,230,646	\$130,962	11.91%	4
Finance	\$873,410	\$921,475	\$48,065	5.50%	3
Collections	\$290,998	\$322,203	\$31,205	10.72%	5
Billing	\$253,596	\$261,285	\$7,689	3.03%	
Information Technology	\$1,447,608	\$1,596,606	\$148,998	10.29%	6
Legal	\$1,024,731	\$1,100,421	\$75,690	7.39%	
<b>Total</b>	<b>\$3,584,310</b>	<b>\$4,804,220</b>	<b>\$1,219,910</b>	<b>34.03%</b>	
<b>PARKS</b>					
Parks Administration	\$656,007	\$726,778	\$70,771	10.79%	7
Parks Maintenance	\$2,241,164	\$2,360,360	\$119,196	5.32%	
Recreation	\$513,769	\$559,715	\$45,946	8.94%	
Aquatics	\$520,000	\$617,221	\$97,221	18.70%	8
BCPA	\$736,284	\$851,440	\$115,156	15.64%	9
Miller Park Zoo	\$936,265	\$1,150,821	\$214,556	22.92%	10
Bloomington Ice Center	\$386,966	\$476,193	\$89,227	23.06%	11
SOAR	\$268,863	\$270,009	\$1,146	0.43%	
<b>Total</b>	<b>\$6,259,318</b>	<b>\$7,012,537</b>	<b>\$753,219</b>	<b>12.03%</b>	
<b>POLICE</b>					
Police Administration	\$15,612,166	\$16,307,091	\$694,925	4.45%	
Police Communication Center	\$1,321,643	\$1,538,045	\$216,402	16.37%	12
<b>Total</b>	<b>\$16,933,809</b>	<b>\$17,845,136</b>	<b>\$911,327</b>	<b>5.38%</b>	
<b>FIRE</b>					
Fire	\$13,843,530	\$14,512,657	\$669,127	4.83%	
<b>Total</b>	<b>\$13,843,530</b>	<b>\$14,512,657</b>	<b>\$669,127</b>	<b>4.83%</b>	
<b>COMMUNITY DEVELOPMENT</b>					
Building Safety	\$1,235,121	\$1,283,480	\$48,359	3.92%	
Planning	\$221,842	\$240,014	\$18,172	8.19%	
Community Enhancement	875,877.00	853,019.00	(\$22,858)	-2.61%	
Economic Development	375,721.00	449,084.00	\$73,363	19.53%	13
<b>Total</b>	<b>\$2,708,561</b>	<b>\$2,825,597</b>	<b>\$117,036</b>	<b>4.32%</b>	
<b>FACILITIES</b>					
Facilities Maintenance	478,791.00	569,341.00	\$90,550	18.91%	14
Parking Operations	203,790.00	252,693.00	\$48,903	24.00%	15
<b>Total</b>	<b>\$682,581</b>	<b>\$822,034</b>	<b>\$139,453</b>	<b>20.43%</b>	
<b>PUBLIC WORKS</b>					
Public Works Administration	264,272.00	403,417.00	\$139,145	52.65%	16
Street Maintenance	1,919,627.00	2,128,044.00	\$208,417	10.86%	17
Snow & Ice Removal	302,160.00	303,000.00	\$840	0.28%	
Engineering Administra	1,046,685.00	1,528,309.00	\$481,624	46.01%	18
Fleet Management	821,219.00	919,561.00	\$98,342	11.98%	19
<b>Total</b>	<b>4,353,963.00</b>	<b>\$5,282,331</b>	<b>\$928,368</b>	<b>21.32%</b>	
<b>TOTAL</b>					
<b>Total</b>	<b>\$48,366,072</b>	<b>\$53,104,512</b>	<b>\$4,738,440</b>	<b>9.80%</b>	

*\*This table and subsequent chart identify salary increases/decreases by department and division General Fund salaries increased \$4.74M over the previous year. Further explanations are listed on the next page.*

## General Fund Salaries Notes

1. Non-Departmental lowered the vacancy savings due to new Fire/EMT hiring practices.
2. Administration added a 2<sup>nd</sup> Deputy City Manager and increases to Classified Pay based on wage study.
3. City Clerk had increases to Classified Pay based on wage study.
4. Human Resources had an increase to Classified Pay based on wage study and increase for seasonals.
5. Collections had an increase to Classified Pay based on wage study and annual union increases.
6. Information Technology had an increase to Classified Pay based on wage study.
7. Parks Administration had an increase to Classified Pay based on wage study and annual union increases.
8. Aquatics increase in pay based on new O'Neil Aquatics Center opening and minimum wage increase for seasonals.
9. The BCPA had an increase to Classified Pay based on wage study and annual union increases.
10. The Miller Park Zoo had an increase to Classified Pay based on wage study, annual union increases, and seasonal employees increased utilization.
11. The Bloomington Ice Center had an increase to Classified Pay based on wage study and annual union increases.
12. The Police Communication Center increase is related to Classified Pay based on wage study, annual union increases, and seasonal employees increased utilization.
13. The Economic Development Department had an increase to Classified Pay based on wage study and annual union increases.
14. Public Works Administration had a position that was repurposed as Asst. Superintendent of Solid Waste in the Solid Waste Fund.
15. Facilities Maintenance added a Utility Worker, increase to Classified Pay based on wage study and annual union increases.
16. Public Works Administration increase is related to reorganization of Public Works, DOES and Water, Classified & Union Pay increases.
17. Street Maintenance increase due to Classified & Union Pay increases.
18. Engineering increases due to addition of 1 Engineering Tech, Director of Operation & Engineering Services, Project & Grant Manager, Senior Civil Engineer positions.
19. Fleet Management increase due to a Fleet Technician Laborer added in FY 2024 for maintenance of City equipment/vehicles.

**Benefits:**

Benefit expenditures include the City's share of health and life insurance, retirement contributions, unemployment insurance, worker's compensation, and uniform/tool allowances. For FY 2025, benefits are approximately 5.3% of all City-wide expenditures.

<b>General Fund Benefits by Department</b>				
	<b>FY 2023</b>	<b>FY 2024</b>	<b>FY 2025</b>	<b>FY 2025</b>
<b>Departments</b>	<b>Actual</b>	<b>Projected</b>	<b>Adopted</b>	<b>% of Adopted</b>
<b>Police Administration</b>	\$4,252,508	\$3,964,272	\$4,006,747	30.39%
<b>Fire</b>	\$2,401,278	\$2,716,504	\$2,832,888	21.48%
<b>Parks Maintenance</b>	\$624,220	\$654,633	\$635,242	4.82%
<b>Street Maintenance</b>	\$546,941	\$679,067	\$595,683	4.52%
<b>Engineering Administration</b>	\$248,460	\$280,648	\$463,805	3.52%
<b>Information Services</b>	\$337,470	\$370,318	\$444,855	3.37%
<b>Building Safety</b>	\$363,793	\$348,602	\$397,274	3.01%
<b>Human Resources</b>	\$306,867	\$343,315	\$396,412	3.01%
<b>Police Communication Center</b>	\$346,468	\$355,401	\$346,482	2.63%
<b>Fleet Management</b>	\$247,305	\$246,981	\$284,125	2.15%
<b>Community Enhancement</b>	\$219,577	\$228,633	\$284,069	2.15%
<b>Finance</b>	\$285,659	\$252,752	\$281,732	2.14%
<b>Legal</b>	\$308,242	\$257,377	\$270,356	2.05%
<b>Administration</b>	\$212,600	\$247,108	\$255,421	1.94%
<b>Miller Park Zoo</b>	\$284,999	\$248,608	\$224,721	1.70%
<b>Parks Administration</b>	\$156,614	\$166,356	\$202,569	1.54%
<b>Facilities Maintenance</b>	\$127,669	\$130,986	\$174,430	1.32%
<b>BCPA</b>	\$135,842	\$152,081	\$149,593	1.13%
<b>Collections</b>	\$84,904	\$99,798	\$114,159	0.87%
<b>Public Works Administration</b>	\$84,524	\$83,807	\$99,977	0.76%
<b>Recreation</b>	\$82,682	\$91,475	\$99,525	0.75%
<b>Economic Development</b>	\$90,837	\$97,635	\$94,810	0.72%
<b>Billing</b>	\$76,709	\$87,382	\$93,324	0.71%
<b>Parking Operations</b>	\$54,853	\$61,843	\$85,127	0.65%
<b>Snow &amp; Ice Removal</b>	\$20,812	\$91,100	\$74,133	0.56%
<b>City Clerk</b>	\$65,621	\$67,124	\$71,819	0.54%
<b>Planning</b>	\$62,343	\$61,098	\$67,487	0.51%
<b>Bloomington Ice Center</b>	\$72,896	\$67,335	\$55,301	0.42%
<b>Aquatics</b>	\$9,468	\$14,009	\$47,217	0.36%
<b>SOAR</b>	\$47,996	\$43,458	\$36,645	0.28%
<b>Non Departmental</b>	\$0	\$0	\$0	0.00%
<b>Total:</b>	<b>\$12,160,156</b>	<b>\$12,509,703</b>	<b>\$13,185,929</b>	<b>100.00%</b>

*This table indicates approximately 51.9% of the General Fund benefits are related to the Police and Fire departments; trailed by Parks Maintenance 4.82%, Street Maintenance (4.52%) and Engineering at 3.52%.*

## General Fund Benefits Percent Increase/ (Decrease)

ADMIN	FY 2024 Adopted	FY 2025 Adopted	Difference	% Change	
Non Departmental	-	-	-	0.00%	
Administration	209,121	255,421	\$46,300	22.14%	1
City Clerk	76,031	71,819	(\$4,212)	-5.54%	
Human Resources	393,141	396,412	\$3,271	0.83%	
Finance	258,027	281,732	\$23,705	9.19%	
Collections	91,736	114,159	\$22,423	24.44%	2
Billing	81,066	93,324	\$12,258	15.12%	3
Information Technology	458,758	444,855	(\$13,903)	-3.03%	
Legal	304,177	270,356	(\$33,821)	-11.12%	4
<b>Total</b>	<b>\$1,872,057</b>	<b>\$1,928,078</b>	<b>\$56,021</b>	<b>2.99%</b>	
<b>PARKS</b>					
Parks Administration	167,825	202,569	\$34,744	20.70%	5
Parks Maintenance	619,704	635,242	\$15,538	2.51%	
Recreation	105,244	99,525	(\$5,719)	-5.43%	
Aquatics	39,782	47,217	\$7,435	18.69%	6
BCPA	168,188	149,593	(\$18,595)	-11.06%	7
Miller Park Zoo	231,050	224,721	(\$6,329)	-2.74%	
Bloomington Ice Center	65,709	55,301	(\$10,408)	-15.84%	8
SOAR	50,225	36,645	(\$13,580)	-27.04%	9
<b>Total</b>	<b>\$1,447,727</b>	<b>\$1,450,813</b>	<b>\$3,086</b>	<b>0.21%</b>	
<b>POLICE</b>					
Police Administration	3,823,419	4,006,747	\$183,328	4.79%	
Police Communication Center	368,827	346,482	(\$22,345)	-6.06%	
<b>Total</b>	<b>\$4,192,246</b>	<b>\$4,353,229</b>	<b>\$160,983</b>	<b>3.84%</b>	
<b>FIRE</b>					
Fire	2,689,119	2,832,888	\$143,769	5.35%	
<b>Total</b>	<b>\$2,689,119</b>	<b>\$2,832,888</b>	<b>\$143,769</b>	<b>5.35%</b>	
<b>COMMUNITY DEVELOPMENT</b>					
Building Safety	403,702	397,274	(\$6,428)	-1.59%	
Planning	61,611	67,487	\$5,876	9.54%	
Community Enhancement	269,505	284,069	\$14,564	5.40%	
Economic Development	88,881	94,810	\$5,929	6.67%	
<b>Total</b>	<b>\$823,699</b>	<b>\$843,640</b>	<b>\$19,941</b>	<b>2.42%</b>	
<b>FACILITIES</b>					
Facilities Maintenance	127,236	174,430	\$47,194	37.09%	10
Parking Operations	51,733	85,127	\$33,394	64.55%	11
<b>Total</b>	<b>\$178,969</b>	<b>\$259,557</b>	<b>\$80,588</b>	<b>45.03%</b>	
<b>PUBLIC WORKS</b>					
Public Works Administration	82,669	99,977	\$17,308	20.94%	12
Street Maintenance	518,263	595,683	\$77,420	14.94%	13
Snow & Ice Removal	91,100	74,133	(\$16,967)	-18.62%	14
Engineering Administration	313,887	463,805	\$149,918	47.76%	15
Fleet Management	245,348	284,125	\$38,777	15.80%	16
<b>Total</b>	<b>\$1,251,267</b>	<b>\$1,517,723</b>	<b>\$266,456</b>	<b>21.29%</b>	
<b>TOTAL</b>					
<b>Total</b>	<b>\$12,455,084</b>	<b>\$13,185,929</b>	<b>\$730,844</b>	<b>5.87%</b>	

*This table and subsequent chart identify benefits increases/decreases by department and division. General Fund benefits increased over the previous year by 5.87%.*

## General Fund Benefits Notes

1. Administration added a 2<sup>nd</sup> Deputy City Clerk. In addition, health insurance & IMRF rates increased.
2. Collections increased due to health insurance costs and IMRF rate hikes.
3. Billing increased due to health insurance costs and IMRF rate hikes.
4. Legal decreased due to enrollment changes when compared to prior fiscal year.
5. Parks Administration increased due to enrollment changes, health insurance costs and IMRF rate hikes.
6. O'Neil Aquatics Center, which is closed for renovation, planning to open in FY 2025.
7. BCPA decreased due to enrollment changes when compared to prior fiscal year.
8. Bloomington Ice Center decreased due to enrollment changes when compared to prior fiscal year.
9. SOAR decreased due to enrollment changes when compared to prior fiscal year.
10. Facilities Maintenance increase due to adding 1 employee, enrollment changes, health insurance costs and IMRF rate hikes.
11. Parking Operations increase due to adding 1 employee, enrollment changes, health insurance costs and IMRF rate hikes.
12. Public Works Administration increase tied to enrollment changes, health insurance costs and IMRF rate hikes.
13. Street Maintenance increase tied to enrollment changes, health insurance costs and IMRF rate hikes.
14. Snow & Ice Removal decrease due to decrease in overall salary budget.
15. Engineering increases due to addition of 1 Engineering Tech, Director of Operation & Engineering Services, Project & Grant Manager, Senior Civil Engineer positions.
16. Fleet Management increase due to a Fleet Technician Laborer added in FY 2024 for maintenance of City equipment/vehicles, health insurance costs and IMRF rate hikes.

## **Other Expenditure Accounts:**

### **Contractuals**

This category relates to services provided to the City by outside agencies or self-employed contractors. Contractuals make up 20% of all expenditures and 15% of General Fund expenditures. Contractuals include insurance premiums and claims for workers compensation and general liability, professional services and repair/maintenance accounts for buildings, equipment, and vehicles.

### **Commodities**

This category relates to products purchased by the City to support its daily operations including all payments for utilities and supplies (i.e., street materials, fuel, etc.). Commodities make up 6% of all expenditures and 7% of General Fund expenditures.

### **Capital Expenditures**

This category summarizes major capital projects such as road resurfacing, water, sewer and storm water lines and the purchase of machinery, equipment, and vehicles. The capitalization threshold for machinery, equipment and vehicles is \$5,000 or greater. Capital expenditures make up 29% of all expenditures and 7% of General Fund expenditures.

### **Debt Service**

Is comprised of principal and interest payments for the City's capital lease program, payments on bonds, Illinois Environmental Protection Agency Loans, and any other debt instruments in use by the City. Debt service makes up 4% of total City expenditures and 1% of General Fund expenditures. The General Fund expenditures are related to Capital Lease principal and interest and some cash payments for machinery, equipment, and vehicles. Other General Fund related debt service is paid through Transfers Out.

### **Inter-Governmental Expenses**

This category relates to payments made to other local, state, and federal governments for services and/or products purchased by the City to support its daily operations. Inter-Governmental Expenses make up 6% of all expenses and 14% of General Fund expenses. Payments include Police and Fire Pensions, Convention and Visitor's Bureau, Economic Development Council, McLean County for Mental Health Services and Connect Transit totaling \$20.2M for FY 2025.

### **Other Expenditures**

This category relates to payments which do not fall into other designated City expenditure categories. Other Expenditures make up 3% of all expenditures and 1% of General Fund expenditures. Examples include the Rust Grant and community relations.

### **Transfers Out**

This category relates to transfers made between City funds. Transfers out make up of 6% of all expenditures and 9% of General Fund expenditures. General fund transfers include transfers to Capital Improvement Fund for non-enterprise fund capital projects not related to street resurfacing/sidewalks, Debt Service funds, Enterprise funds for operations and debt service.

**FY 2025 Inter-Fund Transfer Summary**

Due To Transfers	Transfer Amount	Due From Transfers	Transfer Amount
<b>General Fund Due To:</b>		<b>General Fund Due From:</b>	
General Fund Due To Capital Improvement Fund	\$ 7,000,000	Planning due from IHDA	
General Fund Due To Capital Improvement (Asphalt & Concrete) Fund	\$ 2,500,000	Code Enforcement Due From Community Development	\$ 133,300
General Fund Due To General Bond & Interest		Code Enforcement due from IHDA	\$ 11,000
General Fund Due To Variable Debt		Code Enforcement Due From John M. Scott Health Care	\$ 31,000
General Fund Due To Golf Fund		General Fund Due From Water	\$ 1,359,616
General Fund Due To Arena Fund	\$ 2,000,000	General Fund Due From Sewer	\$ 660,685
General Fund Due to Abraham Lincoln Parking Deck		General Fund Due From Storm Water	\$ 487,659
BCPA Due To General Bond & Interest	\$ 560,714	General Fund Due From Solid Waste	\$ 546,599
BCPA Due To Variable Debt		General Fund Due From Golf	\$ 98,286
Miller Park Zoo to Park Dedication Fund		General Fund Due From Arena	\$ 135,894
Parking Due To Variable Debt		General Fund Due From Abraham Lincoln Parking	\$ 20,717
Total General Fund Due To	<u>\$ 12,060,714</u>	Total General Fund Due From	<u>\$ 3,484,757</u>
<b>Special Revenue Funds Due To:</b>		<b>Special Revenue Funds Due From:</b>	
Community Development to Code Enforcement	\$ 133,300	Park Dedication Due From Miller Park Zoo	
IHDA to Planning		Library Fixed Asset Replacement Due From Library	
IHDA to Code Enforcement	\$ 11,000	Library Maintenance & Operations Due From Library Fixed Asset	\$ 6,000
IHDA HAP to Code Enforcement		Capital Improvement Fund From Empire TIF	
Empire TIF to Capital Improvement Fund			
Library Fixed Asset to Library Maintenance & Operations	\$ 6,000		
Library to General Bond & Interest	\$ 1,085,000		
Total Special Revenue Funds Due To	<u>\$ 1,235,300</u>	Total Special Revenue Funds Due From	<u>\$ 6,000</u>
<b>Debt Service Funds Due To:</b>		<b>Debt Service Funds Due From:</b>	
		General Bond & Interest Due From General Fund	
		General Bond & Interest Due From BCPA	\$ 560,714
		General Bond & Interest Due From Library	\$ 1,085,000
		Variable Debt Due From General Fund	
		Variable Debt Due From BCPA	
		Variable Debt Due From Parking	
		Arena Debt Due From Arena	\$ 1,939,440
Total Debt Service Funds Due To	<u>\$ -</u>	Total Debt Service Funds Due From	<u>\$ 3,585,154</u>
<b>Capital Projects Funds Due To:</b>		<b>Capital Projects Funds Due From:</b>	
		Capital Improvements Due From General Fund	\$ 7,000,000
		Capital Improvements Due From Empire TIF	
		Capital Improvement (Asphalt & Concrete) Due From General Fund	\$ 2,500,000
Total Capital Projects Due To	<u>\$ -</u>	Total Capital Projects Due From	<u>\$ 9,500,000</u>
<b>Enterprise Funds Due To:</b>		<b>Enterprise Funds Due From:</b>	
Water Fund Due To General Fund	\$ 1,359,616	Arena Due From General Fund	\$ 2,000,000
Sewer Fund Due To General Fund	\$ 660,685	Water Fund Due From Sewer Fund	
Storm Water Due To General Fund	\$ 487,659	Water Fund Due From Storm Water Fund	
Solid Waste Due To General Fund	\$ 546,599	Water Fund Due From Solid Waste Fund	
Abraham Lincoln Parking To General Fund	\$ 20,717	Lincoln Parking Due From General Fund	
Golf Fund Due To General Fund	\$ 98,286	Golf Fund Due From General Fund	
Arena Due To General Fund	\$ 135,894		
Arena Due To Arena Debt	\$ 1,939,440		
Total Enterprise Funds Due To	<u>\$ 5,248,897</u>	Total Enterprise Funds Due From	<u>\$ 2,000,000</u>
<b>Internal Service Funds Due To:</b>		<b>Internal Service Funds Due From:</b>	
Total Internal Service Funds Due To	<u>\$ -</u>	Total Internal Service Funds Due From	<u>\$ -</u>
<b>Fiduciary Funds Due To:</b>		<b>Fiduciary Funds Due From:</b>	
John M. Scott Health Care to Code Enforcement	\$ 31,000		
Total Fiduciary Funds Due To	<u>\$ 31,000</u>	Total Fiduciary Funds Due From	<u>\$ -</u>
Total Due To	<u>\$ 18,575,911</u>	Total Due From	<u>\$ 18,575,911</u>

Note: Does not include \$222,071 of transfers within the General Fund.



# Expenditure Comparison by Department/Fund

PROJECTION: 20255 FY 2025 BUDGET MASTER LEVEL 5							FOR PERIOD 12
ACCOUNTS FOR:							
General Fund	2023 ACTUAL	2024 ORIG BUD	2024 REVISED BUD	2024 ACTUAL	2024 PROJECTION	2025 ADOPTED	PCT CHANGE
Non Departmental	201,621.21	-4,000,000.00	-4,000,000.00	75.19	259,506.17	-2,500,000.00	-37.5%
Administration	1,277,457.70	1,423,321.17	1,423,321.17	1,143,972.45	1,624,840.19	1,773,508.19	24.6%
City Clerk	413,240.88	525,817.16	525,817.16	302,188.54	467,196.66	508,894.77	-3.2%
Human Resources	1,855,009.65	2,136,654.59	2,180,904.59	1,539,174.83	2,162,479.31	2,369,813.11	8.7%
Finance	1,706,343.87	1,622,356.91	1,622,356.91	1,146,584.57	1,625,875.54	1,656,831.31	2.1%
Collections	377,081.54	420,921.16	420,921.16	293,135.10	431,515.33	484,371.05	15.1%
Billing	1,160,293.08	1,208,284.25	1,208,284.25	707,975.43	1,060,564.65	1,148,478.15	-4.9%
Information Services	5,289,908.05	6,173,817.74	6,183,517.74	3,891,485.47	5,808,111.69	7,421,746.84	20.0%
Legal	1,482,622.11	1,513,727.77	1,513,727.77	1,051,534.45	1,508,829.96	1,566,269.79	3.5%
Procurement	.00	.00	.00	.00	.00	.00	.0%
Parks Administration	810,392.93	891,707.64	891,707.64	616,491.64	892,013.43	998,264.66	11.9%
Parks Maintenance	4,358,530.30	5,287,191.92	5,299,091.92	3,796,734.54	5,043,912.41	5,151,528.60	-2.8%
Recreation	923,938.42	1,344,236.03	1,349,948.03	871,871.37	1,253,318.15	1,226,128.89	-9.2%
Aquatics	400,034.77	1,093,397.78	1,058,773.78	469,494.98	533,347.50	1,287,311.07	21.6%
BCPA	2,463,710.94	2,771,042.22	2,771,042.22	2,245,386.36	2,717,328.69	2,827,137.84	2.0%
BCPA Capital Campaign	.00	.00	.00	.00	.00	.00	.0%
BCPA Community Foundat	.00	.00	.00	.00	.00	.00	.0%
Miller Park zoo	2,403,117.41	2,104,346.69	2,104,346.69	1,611,573.86	2,256,052.75	2,615,372.57	24.3%
Bloomington Ice Center	901,590.04	1,238,539.99	1,238,539.99	966,580.55	1,288,141.73	1,038,550.38	-16.1%
SOAR	329,706.51	412,756.95	430,068.95	280,478.89	372,385.02	396,824.56	-7.7%
Police Administration	23,632,960.12	24,969,171.77	25,066,784.00	17,636,647.71	24,476,157.91	26,119,218.37	4.2%
Police Pension	6,662,156.00	6,701,162.00	6,701,162.00	6,701,162.00	6,701,162.00	7,852,426.00	17.2%

# Expenditure Comparison by Department/Fund

PROJECTION: 20255 FY 2025 BUDGET MASTER LEVEL 5							FOR PERIOD 12	
ACCOUNTS FOR:								
General Fund	2023 ACTUAL	2024 ORIG BUD	2024 REVISED BUD	2024 ACTUAL	2024 PROJECTION	2025 ADOPTED	PCT CHANGE	
Police Communication C	2,121,565.67	2,179,281.21	2,270,970.46	1,797,259.51	2,468,190.56	2,672,324.36	17.7%	
Fire	25,179,009.57	25,372,927.54	25,278,801.29	14,112,403.44	20,106,724.56	25,611,481.89	1.3%	
Fire Pension	6,089,466.00	5,612,280.00	5,612,280.00	5,612,280.00	5,612,280.00	6,870,195.00	22.4%	
Fire - Ambulance	.00	.00	.00	.00	.00	.00	.0%	
Building Safety	1,612,926.95	2,020,445.93	1,959,003.16	1,265,079.24	1,800,873.52	1,965,292.68	.3%	
Planning	546,077.17	714,859.07	814,859.07	561,301.55	705,320.75	686,615.81	-15.7%	
Community Enhancement	1,069,289.22	1,455,369.93	3,536,989.16	2,373,319.09	2,807,514.96	1,976,497.02	-44.1%	
Downtown Development D	.00	.00	.00	.00	.00	.00	.0%	
Facilities Maintenance	1,090,815.48	1,153,336.16	1,172,706.16	936,355.66	1,296,406.91	1,427,402.68	21.7%	
Gov Center Bldg Maint	531,947.00	1,077,945.00	1,077,945.00	1,077,945.00	1,077,945.00	1,518,199.00	40.8%	
Parking Operations	838,180.50	905,835.30	909,450.84	716,621.10	899,593.37	666,610.13	-26.7%	
Public Works Administr	551,996.03	566,436.45	566,436.45	403,180.48	594,826.87	681,342.88	20.3%	
Street Maintenance	4,120,598.53	5,052,724.85	5,052,724.85	3,905,830.32	5,223,313.13	5,460,738.85	8.1%	
Snow & Ice Removal	748,890.39	1,667,333.37	1,667,333.37	362,676.78	1,204,924.37	1,571,208.74	-5.8%	
Engineering Administra	2,462,509.36	2,829,473.44	3,305,165.44	2,396,197.94	3,221,082.93	5,095,687.50	54.2%	
Fleet Management	3,927,850.17	4,345,486.70	4,345,486.70	3,459,811.63	3,972,127.16	4,461,236.24	2.7%	
Contingency	.00	.00	.00	.00	.00	.00	.0%	
McLean County Mental H	2,996,706.54	2,850,000.00	2,850,000.00	1,784,557.85	3,000,565.56	3,030,571.21	6.3%	
Sister City	2,246.05	65,220.00	65,220.00	54,798.50	66,960.00	38,600.00	-40.8%	
Economic Development	1,814,966.32	2,212,900.62	3,656,362.62	2,422,352.05	3,385,341.87	2,198,783.71	-39.9%	
General Fund Transfers	9,177,176.57	10,244,729.13	19,944,046.38	12,598,362.53	17,954,280.39	11,513,311.00	-42.3%	
Public Transportation	1,489,264.91	910,000.00	910,000.00	379,166.65	910,000.00	1,700,610.00	86.9%	
<b>TOTAL General Fund</b>	<b>123,021,197.96</b>	<b>129,075,038.44</b>	<b>142,986,096.92</b>	<b>101,492,047.25</b>	<b>136,791,011.00</b>	<b>143,089,384.85</b>	<b>.1%</b>	

# Expenditure Comparison by Department/Fund

PROJECTION: 20255 FY 2025 BUDGET MASTER LEVEL 5							FOR PERIOD 12	
ACCOUNTS FOR:								
Motor Fuel Tax Fund	2023 ACTUAL	2024 ORIG BUD	2024 REVISED BUD	2024 ACTUAL	2024 PROJECTION	2025 ADOPTED	PCT CHANGE	
Motor Fuel Tax	775,146.50	26,693,600.00	26,693,600.00	403,197.19	4,055,700.00	32,952,358.00	23.4%	
TOTAL Motor Fuel Tax Fund	775,146.50	26,693,600.00	26,693,600.00	403,197.19	4,055,700.00	32,952,358.00	23.4%	
Board of Elections	705,722.62	688,372.00	688,372.00	258,450.89	736,860.22	884,327.00	28.5%	
TOTAL Board of Elections Fun	705,722.62	688,372.00	688,372.00	258,450.89	736,860.22	884,327.00	28.5%	
Drug Enforcement	48,237.77	187,450.00	188,950.00	14,138.96	186,121.17	274,098.00	45.1%	
DARE	.00	.00	.00	.00	.00	.00	.0%	
DUI Enforcement	.00	41,000.00	.00	35,242.50	40,042.50	.00	.0%	
Marijuana Leaf Testing	.00	.00	.00	.00	.00	.00	.0%	
Federal Drug Enforceme	.00	.00	.00	.00	.00	.00	.0%	
Project Safe Neighborh	.00	.00	.00	.00	.00	.00	.0%	
Cyber Crime Grant	.00	.00	.00	.00	.00	.00	.0%	
TOTAL Drug Enforcement Fund	48,237.77	228,450.00	188,950.00	49,381.46	226,163.67	274,098.00	45.1%	
CD - Administration &	31,917.57	72,100.00	72,100.00	23,482.60	69,968.20	70,500.00	-2.2%	
CD - Rehabilitation	376,950.14	353,291.75	398,291.75	283,371.95	312,291.75	421,324.50	5.8%	
CD - Capital Improveme	59,745.74	150,000.00	338,891.00	199,950.00	335,500.00	210,000.00	-38.0%	
CD - Community Service	98,359.67	112,938.55	112,938.55	31,566.69	112,938.55	112,938.55	.0%	
CD - Continuum of Care	226,337.42	23,000.00	23,000.00	.00	.00	.00	-100.0%	
CD - Lead Hazard Contr	31,187.17	882,902.56	883,902.56	90,380.00	150,670.00	902,930.00	2.2%	
CD - Healthy Homes Gra	.00	117,158.89	116,158.89	.00	.00	273,000.00	135.0%	
TOTAL Community Development	824,497.71	1,711,391.75	1,945,282.75	628,751.24	981,368.50	1,990,693.05	2.3%	
Single Family Owner Oc	554,231.08	293,650.00	293,650.00	140,692.59	205,261.00	239,760.00	-18.4%	
TOTAL IHDA Fund	554,231.08	293,650.00	293,650.00	140,692.59	205,261.00	239,760.00	-18.4%	

# Expenditure Comparison by Department/Fund

PROJECTION: 20255 FY 2025 BUDGET MASTER LEVEL 5							FOR PERIOD 12	
ACCOUNTS FOR:								
Library Fund	2023 ACTUAL	2024 ORIG BUD	2024 REVISED BUD	2024 ACTUAL	2024 PROJECTION	2025 ADOPTED	PCT CHANGE	
Library Maint & Operat	9,071,022.14	12,261,961.00	12,261,961.00	3,758,354.57	12,513,944.00	7,749,653.00	-36.8%	
Next Generation Librar	.00	.00	.00	.00	.00	.00	.0%	
TOTAL Library Fund	9,071,022.14	12,261,961.00	12,261,961.00	3,758,354.57	12,513,944.00	7,749,653.00	-36.8%	
Library FA Replacement	8,665.73	15,000.00	15,000.00	7,852.00	40,000.00	106,000.00	606.7%	
TOTAL Library FA Fund	8,665.73	15,000.00	15,000.00	7,852.00	40,000.00	106,000.00	606.7%	
Park Dedication	229.50	30,000.00	30,000.00	174.75	81,997.33	403,715.00	1245.7%	
Parks Maintenance	.00	.00	.00	.00	.00	.00	.0%	
TOTAL Park Dedication Fund	229.50	30,000.00	30,000.00	174.75	81,997.33	403,715.00	1245.7%	
Empire St Corridor TIF	396,499.11	561,997.93	561,997.93	.00	455,540.54	574,960.56	2.3%	
TOTAL Empire St Corridor TIF	396,499.11	561,997.93	561,997.93	.00	455,540.54	574,960.56	2.3%	
Downtown-Southwest TIF	29.33	10,130.15	10,130.15	.00	10,358.10	29,508.38	191.3%	
TOTAL Downtown-Southwest TIF	29.33	10,130.15	10,130.15	.00	10,358.10	29,508.38	191.3%	
Downtown E Washington	33,013.73	87,386.00	87,386.00	38,084.62	51,310.23	72,308.80	-17.3%	
TOTAL Downtown E Washington	33,013.73	87,386.00	87,386.00	38,084.62	51,310.23	72,308.80	-17.3%	
General Bond & Interes	3,079,504.70	3,496,713.72	3,496,713.72	3,494,464.22	3,496,713.72	3,380,101.65	-3.3%	
TOTAL General Bond & Interes	3,079,504.70	3,496,713.72	3,496,713.72	3,494,464.22	3,496,713.72	3,380,101.65	-3.3%	
Arena Bond Fund	1,690,017.50	1,868,450.67	1,868,450.67	1,738,667.50	1,888,950.67	1,951,086.25	4.4%	
TOTAL Arena Bond Fund	1,690,017.50	1,868,450.67	1,868,450.67	1,738,667.50	1,888,950.67	1,951,086.25	4.4%	
Multi-Project Fund	1,156,475.00	1,234,288.21	1,234,288.21	1,135,740.00	1,244,788.21	1,212,480.00	-1.8%	
TOTAL Multi-Project Fund	1,156,475.00	1,234,288.21	1,234,288.21	1,135,740.00	1,244,788.21	1,212,480.00	-1.8%	
Capital Improvements	3,204,453.31	5,612,000.00	6,836,490.00	1,635,989.96	5,341,629.00	10,951,851.00	60.2%	
TOTAL Capital Improvements F	3,204,453.31	5,612,000.00	6,836,490.00	1,635,989.96	5,341,629.00	10,951,851.00	60.2%	

# Expenditure Comparison by Department/Fund

PROJECTION: 20255 FY 2025 BUDGET MASTER LEVEL 5							FOR PERIOD 12	
ACCOUNTS FOR:								
Capital Lease Fund	2023 ACTUAL	2024 ORIG BUD	2024 REVISED BUD	2024 ACTUAL	2024 PROJECTION	2025 ADOPTED	PCT CHANGE	
FY 2012 Capital Lease	.00	.00	.00	.00	.00	.00	.00	.0%
FY 2013 Capital Lease	.00	.00	.00	.00	.00	.00	.00	.0%
FY 2014 Capital Lease	.00	.00	.00	.00	.00	.00	.00	.0%
FY 2015 Capital Lease	.00	.00	.00	.00	.00	.00	.00	.0%
FY 2016 Capital Lease	.00	.00	.00	.00	.00	.00	.00	.0%
FY 2017 Capital Lease	.00	.00	.00	.00	.00	.00	.00	.0%
FY 2018 Capital Lease	.00	.00	.00	.00	.00	.00	.00	.0%
FY 2019 Capital Lease	.00	.00	.00	.00	.00	.00	.00	.0%
FY 2020 Capital Lease	.00	.00	.00	.00	.00	.00	.00	.0%
FY 2021 Capital Lease	.00	.00	.00	.00	.00	.00	.00	.0%
FY 2022 Capital Lease	.00	.00	.00	.00	.00	.00	.00	.0%
FY 2023 Capital Lease	1,565,243.70	.00	.00	.00	.00	.00	.00	.0%
FY 2024 Capital Lease	.00	2,930,675.00	2,930,675.00	1,231,774.56	1,857,979.00	.00	-100.0%	
FY 2025 Capital Lease	.00	.00	.00	.00	.00	1,637,706.00	.0%	
FY 2026 Capital Lease	.00	.00	.00	.00	.00	.00	.0%	
FY 2027 Capital Lease	.00	.00	.00	.00	.00	.00	.0%	
FY 2028 Capital Lease	.00	.00	.00	.00	.00	.00	.0%	
TOTAL Capital Lease Fund	1,565,243.70	2,930,675.00	2,930,675.00	1,231,774.56	1,857,979.00	1,637,706.00	-44.1%	
Cap Imp. Asphalt & Con	8,791,633.77	10,000,000.00	10,000,000.00	7,569,739.28	10,533,697.50	11,997,021.25	20.0%	
TOTAL Cap Improv Asphalt/Con	8,791,633.77	10,000,000.00	10,000,000.00	7,569,739.28	10,533,697.50	11,997,021.25	20.0%	
Water Administration	4,251,434.30	4,641,218.35	4,765,058.35	3,958,681.11	4,491,112.44	4,473,325.29	-6.1%	
Water Transmission/Dis	4,485,245.97	9,045,692.54	13,365,001.43	7,302,043.27	14,317,827.51	11,460,275.33	-14.3%	

# Expenditure Comparison by Department/Fund

PROJECTION: 20255 FY 2025 BUDGET MASTER LEVEL 5							FOR PERIOD 12	
ACCOUNTS FOR:								
Water Fund	2023 ACTUAL	2024 ORIG BUD	2024 REVISED BUD	2024 ACTUAL	2024 PROJECTION	2025 ADOPTED	PCT CHANGE	
Water Purification	5,736,281.55	4,146,537.90	4,146,537.90	3,605,553.65	4,156,048.86	4,537,194.90	9.4%	
Lake Maintenance	1,405,674.10	1,467,420.84	1,467,420.84	1,145,868.35	1,427,049.36	2,635,819.44	79.6%	
Water Meter Service	2,052,629.02	2,068,966.68	2,068,966.68	1,720,902.70	2,485,472.71	2,832,969.20	36.9%	
Water Mechancial Maint	4,320,737.47	6,425,166.43	6,425,166.43	5,053,088.78	5,974,745.00	15,617,900.72	143.1%	
TOTAL Water Fund	22,252,002.41	27,795,002.74	32,238,151.63	22,786,137.86	32,852,255.88	41,557,484.88	28.9%	
Sewer Operations	7,553,836.56	12,229,684.00	15,906,517.68	10,644,101.93	12,381,815.86	16,146,577.40	1.5%	
TOTAL Sewer Fund	7,553,836.56	12,229,684.00	15,906,517.68	10,644,101.93	12,381,815.86	16,146,577.40	1.5%	
Storm Water Operations	4,045,793.80	8,446,868.87	12,123,702.55	7,254,056.72	8,176,852.05	12,223,578.40	.8%	
TOTAL Storm Water Fund	4,045,793.80	8,446,868.87	12,123,702.55	7,254,056.72	8,176,852.05	12,223,578.40	.8%	
Solid Waste Operations	7,915,222.30	8,563,100.00	8,563,100.00	6,377,632.46	9,953,038.93	8,848,000.00	3.3%	
TOTAL Solid Waste Fund	7,915,222.30	8,563,100.00	8,563,100.00	6,377,632.46	9,953,038.93	8,848,000.00	3.3%	
Abraham Lincoln Parkin	872,886.81	1,400,177.21	1,400,177.21	238,164.96	1,477,381.16	370,778.32	-73.5%	
Abraham Lincoln Par De	85,252.15	84,822.79	84,822.79	56,748.90	84,822.79	84,221.68	-.7%	
TOTAL Abraham Lincoln Parkin	958,138.96	1,485,000.00	1,485,000.00	294,913.86	1,562,203.95	455,000.00	-69.4%	
Golf Operations -- Hig	664,792.82	1,280,328.47	1,280,328.47	487,811.39	1,261,537.24	687,149.47	-46.3%	
Golf Operations -- Pra	1,079,398.99	1,137,640.47	1,151,360.47	984,668.35	1,177,506.88	915,530.53	-20.5%	
Golf Operations -- The	1,520,127.92	1,467,846.12	1,454,126.12	1,085,181.50	1,809,770.94	1,314,985.63	-9.6%	
TOTAL Golf Fund	3,264,319.73	3,885,815.06	3,885,815.06	2,557,661.24	4,248,815.06	2,917,665.63	-24.9%	
Arena City	2,543,749.90	7,575,665.10	7,605,753.72	2,552,175.48	7,692,517.85	4,205,778.97	-44.7%	
Arena Venue	1,653,148.62	3,727,274.82	3,697,186.20	3,064,919.61	3,485,235.72	4,655,614.44	25.9%	
TOTAL Arena Fund	4,196,898.52	11,302,939.92	11,302,939.92	5,617,095.09	11,177,753.57	8,861,393.41	-21.6%	
Casualty Insurance	4,217,152.80	5,210,056.73	5,210,056.73	3,643,195.05	5,276,502.06	5,324,249.65	2.2%	
TOTAL Casualty Insurance Fun	4,217,152.80	5,210,056.73	5,210,056.73	3,643,195.05	5,276,502.06	5,324,249.65	2.2%	

# Expenditure Comparison by Department/Fund

PROJECTION: 20255 FY 2025 BUDGET MASTER LEVEL 5							FOR PERIOD 12
ACCOUNTS FOR:							
Employee Insurance & Benefits	2023 ACTUAL	2024 ORIG BUD	2024 REVISED BUD	2024 ACTUAL	2024 PROJECTION	2025 ADOPTED	PCT CHANGE
Blue Cross/Blue Shield	-704.13	.00	.00	.00	.00	.00	.0%
Blue Cross Blue Shield	1,442,582.99	1,800,000.00	1,764,351.47	997,372.53	1,680,000.00	1,880,000.00	6.6%
Blue Cross PPO 600/120	3,218,703.68	3,426,000.00	3,313,531.38	2,526,446.19	3,645,250.00	3,963,250.00	19.6%
Blue Cross PPO W/HSA	1,934,279.31	1,940,000.00	1,857,173.64	1,368,299.34	1,872,500.00	2,072,500.00	11.6%
Police Plan	3,553,171.98	3,500,000.00	3,500,000.00	2,675,915.74	3,800,000.00	4,000,000.00	14.3%
HAMP - HMO	.00	.00	.00	.00	.00	.00	.0%
Blue Cross Blue Shield	181,479.45	364,000.00	350,443.51	91,308.22	306,000.00	400,000.00	14.1%
Dental	89,580.86	90,000.00	90,000.00	64,442.46	88,000.00	96,000.00	6.7%
Dental Enhanced	320,951.73	359,500.00	359,500.00	224,353.94	316,300.00	180,000.00	-49.9%
Dental PPO	.00	.00	.00	.00	57,500.00	192,500.00	.0%
Vision	39,869.17	40,000.00	40,000.00	26,229.91	40,000.00	44,000.00	10.0%
Vision Enhanced	79,371.20	72,600.00	72,600.00	55,558.29	75,900.00	82,900.00	14.2%
Miscellaneous Benefits	255,018.19	205,000.00	449,500.00	318,710.53	291,500.00	291,500.00	-35.2%
TOTAL Employee Insurance & B	11,114,304.43	11,797,100.00	11,797,100.00	8,348,637.15	12,172,950.00	13,202,650.00	11.9%
Blue Cross/Blue Shield	3,052.80	.00	.00	.00	.00	.00	.0%
Blue Cross Blue Shield	153,234.14	204,000.00	199,104.17	134,977.12	156,000.00	156,000.00	-21.6%
Blue Cross PPO 600/120	537,870.82	420,000.00	405,312.50	222,393.76	422,500.00	422,500.00	4.2%
Blue Cross PPO W/ HSA	51,223.13	85,000.00	82,062.50	31,970.58	104,450.00	104,450.00	27.3%
Police Plan	684,351.91	750,000.00	749,500.00	580,811.20	815,000.00	815,000.00	8.7%
HAMP - HMO	.00	.00	.00	.00	.00	.00	.0%
BCBS HMO IL	7,332.83	35,000.00	34,020.83	3,055.01	25,000.00	17,500.00	-48.6%
Dental	32,961.45	32,000.00	32,000.00	24,396.94	32,000.00	32,000.00	.0%

# Expenditure Comparison by Department/Fund

PROJECTION: 20255 FY 2025 BUDGET MASTER LEVEL 5							FOR PERIOD 12
ACCOUNTS FOR:							
Retiree Healthcare Fund	2023 ACTUAL	2024 ORIG BUD	2024 REVISED BUD	2024 ACTUAL	2024 PROJECTION	2025 ADOPTED	PCT CHANGE
Dental Enhanced	78,681.31	91,900.00	91,900.00	55,861.96	37,000.00	37,000.00	-59.7%
Dental PPO	.00	.00	.00	.00	17,500.67	52,500.00	.0%
Vision	11,979.95	12,500.00	12,500.00	8,034.92	12,500.00	12,500.00	.0%
Vision Enhanced	19,881.22	21,200.00	21,200.00	11,320.27	20,950.00	20,950.00	-1.2%
RET Medicare Supplemen	152,180.00	160,000.00	155,985.00	114,724.56	155,000.00	155,000.00	-.6%
Miscellaneous Benefits	28,295.16	17,855.00	45,870.00	35,763.59	21,032.23	21,216.09	-53.7%
TOTAL Retiree Healthcare Fun	1,761,044.72	1,829,455.00	1,829,455.00	1,223,309.91	1,818,932.90	1,846,616.09	.9%
J M Scott Health Care	954,107.24	790,443.10	790,443.10	742,079.84	785,003.10	788,763.91	-.2%
TOTAL J M Scott Healthcare F	954,107.24	790,443.10	790,443.10	742,079.84	785,003.10	788,763.91	-.2%
TOTAL REVENUE	.00	.00	.00	.00	.00	.00	.0%
TOTAL EXPENSE	223,158,642.63	290,134,570.29	317,261,326.02	193,072,183.19	280,919,396.05	331,668,992.16	4.5%
GRAND TOTAL	223,158,642.63	290,134,570.29	317,261,326.02	193,072,183.19	280,919,396.05	331,668,992.16	4.5%



# GENERAL FUND



## GENERAL FUND DEPARTMENTS

### **Administrative Departments**

10010010 Non-Departmental  
10011110 Administration  
10011310 City Clerk  
10011520 Collections  
10011410 Human Resources  
10011510 Finance  
10011530 Billing  
10011610 Information Technology  
10011710 Legal

### **Parks & Recreation Departments**

10014105 Parks Administration  
10014110 Parks Maintenance  
10014112 Recreation  
10014120 Aquatics  
10014125 BCPA  
10014130 BCPA Capital Campaign  
10014133 BCPA Community Foundation  
10014136 Miller Park Zoo  
10014160 Bloomington Ice Center  
10014170 SOAR

### **Public Safety Departments**

10015110 Police  
10015118 Bloomington Communication Center  
10015210 Fire  
10015111 Police Pension  
10015211 Fire Pension

### **Community Development Departments**

10015410 Building Safety  
10015420 Planning  
10015430 Community Enhancement  
10019170 Economic Development

### **Facilities Departments**

10015480 Facilities Maintenance  
10015485 Government Center  
10015490 Parking

### **Public Works Departments**

10016110 Public Works Administration  
10016120 Street Maintenance  
10016124 Snow & Ice Removal  
10016210 Engineering Administration  
10016310 Fleet Management

### **Other Departments**

10019140 McLean County Mental Health  
10019160 Sister City  
10019180 General Fund Transfers  
10019190 Public Transportation

# NON-DEPARTMENTAL 10010010

## Purpose

The Non-Departmental division is a centralized budget where non-specific General Fund revenues are accounted. This division is known mainly for housing approximately 76.5% or \$109,433,241 of total General Fund revenues or approximately 33% of total City revenues in the FY 2025 Proposed Budget.

## FY 2025 Revenue

Revenues tracked within this division by FY 2025 Projected Estimate include:

Type of Revenue	Budget
Home Rule Sales Tax	\$23,635,701
State Mandated Sales Tax	\$21,000,000
Income Tax	\$12,900,000
Property Tax	\$11,033,039
Use of Fund Balance	\$8,733,072
Food & Beverage Tax	\$6,000,000
Utility Tax	\$5,545,200
Replacement Tax	\$3,806,369
Local Use Tax	\$3,067,383
Hotel/Motel Tax	\$2,100,000
Franchise Taxes	\$1,880,453
Other (Interest) Income	\$1,800,000
Packaged Liquor Tax	\$1,500,000
Amusement Tax	\$1,500,000
Vehicle Use Tax	\$1,350,000
Video Gaming Tax	\$1,250,000
Licenses	\$699,276
Other Taxes	\$669,517
Other Revenue	\$647,731
Violations	\$315,500
<b>Total:</b>	<b>\$109,433,241</b>

In the projection of revenue, staff has based their estimates on historical micro and macro-economic trends, current economic outlook, estimates from professional organizations such as the Illinois Municipal League and staff expertise. Staff remains cognizant of the possibility that the overall State and Federal economy may impact these revenues.

## Fun Facts

The Non-Departmental portion of the State Sales Tax and Home Rule Sales Tax is projected to total \$44,635,701 in FY 2025. This makes up 40.8% of the revenues in the Non-Departmental department.

# CITY OF BLOOMINGTON, IL

## NEXT YEAR / CURRENT YEAR BUDGET ANALYSIS

ACCOUNTS FOR:		2023	2024	2024	2024	2024	2025	PCT
		ACTUAL	ORIG BUD	REVISED BUD	ACTUAL	PROJECTION	ADOPTED	CHANGE
10010010	40000							
10010010	50010							
10010010	50010	21000						
10010010	50014							
10010010	50016							
10010010	50018							
10010010	50030							
10010010	50032							
10010010	50034							
10010010	50035							
10010010	50036							
10010010	50038							
10010010	50039							
10010010	50070							
10010010	50101							
10010010	50102							
10010010	50103							
10010010	50104							
10010010	50105							
10010010	50106							
10010010	50310							
10010010	50330							
10010010	50340							
10010010	50350							
10010010	51010							
10010010	51020							
10010010	51021							
10010010	51030							
10010010	51040							
10010010	51050							
10010010	51060							
10010010	51070							
10010010	51080							
10010010	51090							
10010010	51110							
10010010	51120							
10010010	51130							
10010010	51135							
10010010	51140							
10010010	51510							
10010010	51520							
10010010	51530							
10010010	51990							
10010010	53010							

NEXT YEAR / CURRENT YEAR BUDGET ANALYSIS

PROJECTION: 20255 FY 2025 BUDGET MASTER LEVEL 5 FOR PERIOD 12

ACCOUNTS FOR:			2023	2024	2024	2024	2024	2025	PCT
			ACTUAL	ORIG BUD	REVISED BUD	ACTUAL	PROJECTION	ADOPTED	CHANGE
Non Departmental									
10010010	53020	Replace Tx	-6,183,849.91	-2,804,600.00	-2,804,600.00	-2,639,470.68	-4,050,568.68	-3,806,368.68	35.7%
10010010	53110	75000 Fed Grants	-5,626,690.00	.00	.00	-2,833,813.16	-2,965,193.00	-521,731.00	.0%
10010010	54620	Annx Fee	-34,735.06	-10,000.00	-10,000.00	-21,275.94	-30,000.00	-30,000.00	200.0%
10010010	54670	Lq App Fee	-7,200.00	-5,600.00	-5,600.00	-5,200.00	-6,000.00	-6,000.00	7.1%
10010010	55030	OrdViolate	-274,868.73	-150,000.00	-150,000.00	-318,483.83	-350,000.00	-150,000.00	.0%
10010010	55040	AscCt Fine	-153,210.38	-150,000.00	-150,000.00	-96,314.34	-150,000.00	-150,000.00	.0%
10010010	55050	LiqFinePen	-20,204.17	-10,000.00	-10,000.00	-17,055.00	-17,500.00	-15,000.00	50.0%
10010010	55060	VideoPen	-10,000.00	.00	.00	-3,400.00	-3,400.00	.00	.0%
10010010	55990	Othr Pnlty	-22,238.66	-20,000.00	-20,000.00	-112.19	-500.00	-500.00	-97.5%
10010010	56010	Int Income	-1,344,547.48	-1,800,000.00	-1,800,000.00	-1,599,681.39	-2,400,000.00	-1,800,000.00	.0%
10010010	56020	Int Frm Tx	-87.51	.00	.00	-203.71	-203.71	.00	.0%
10010010	56110	UR GainLs	2,706.36	.00	.00	.00	.00	.00	.0%
10010010	56120	RealGNLSS	457,388.48	.00	.00	298,802.26	500,000.00	.00	.0%
10010010	57412	Crdrebrevs	-21,678.94	-20,000.00	-20,000.00	-12,238.09	-20,000.00	-20,000.00	.0%
10010010	57990	Misc Rev	-81,978.33	-45,000.00	-45,000.00	-46,470.17	-50,000.00	-50,000.00	11.1%
10010010	57990	34500 Misc Rev	-100,809.24	.00	.00	-18,233.12	-18,233.12	-20,000.00	.0%
10010010	61190	Othr Salry	.00	-2,500,000.00	-2,500,000.00	.00	.00	-2,000,000.00	-20.0%
10010010	70093	Bank Fees	.00	.00	.00	75.19	.00	.00	.0%
10010010	70690	Purch Serv	.00	-1,500,000.00	-1,500,000.00	.00	.00	-500,000.00	-66.7%
10010010	79150	Bad Debt	51,571.21	.00	.00	.00	.00	.00	.0%
10010010	79990	Othr Exp	50.00	.00	.00	.00	.00	.00	.0%
10010010	79990	75000 Othr Exp	150,000.00	.00	.00	.00	.00	.00	.0%
TOTAL Non Departmental			-105,606,683.37	-98,680,208.14	-112,591,266.62	-68,225,045.04	-103,966,210.75	-111,933,241.04	-.6%
TOTAL REVENUE			-105,808,304.58	-94,680,208.14	-108,591,266.62	-68,225,120.23	-103,966,210.75	-109,433,241.04	.8%
TOTAL EXPENSE			201,621.21	-4,000,000.00	-4,000,000.00	75.19	.00	-2,500,000.00	-37.5%
GRAND TOTAL			-105,606,683.37	-98,680,208.14	-112,591,266.62	-68,225,045.04	-103,966,210.75	-111,933,241.04	-.6%

# CITY OF BLOOMINGTON, IL

## PROJECTION 20255 / BUDGET ENTRY FUTURE YRS REPORT

ORG	OBJECT PROJ	DESC	2026	2027	2028	2029
10010010		Non Departmental				
10010010	40000	ND Use of Fund Balance				
		-4,193,547.28	-1,605,637.35	-23,382.62	-3,288,973.02	
10010010	50010	ND Sales Tax				
		-21,210,000.00	-21,422,100.00	-21,636,321.00	-21,852,684.21	
10010010	50010 21000	ND Sales Tax-ROT				
		-430,000.00	-430,000.00	-430,000.00	-430,000.00	
10010010	50014	ND Home Rule Sales Tax				
		-23,816,939.83	-24,005,293.75	-24,191,127.46	-25,008,316.01	
10010010	50016	ND Local Use Tax from State				
		-3,098,057.32	-3,129,037.89	-3,160,328.27	-3,191,931.55	
10010010	50018	ND Auto Rental Tax				
		-140,913.10	-142,322.23	-143,745.46	-145,182.91	
10010010	50030	ND Food & Beverage Tax				
		-6,060,000.00	-6,120,600.00	-6,181,806.00	-6,243,624.06	
10010010	50032	ND Package Liquor Tax				
		-1,500,000.00	-1,500,000.00	-1,500,000.00	-1,500,000.00	
10010010	50034	ND Hotel / Motel Tax				
		-2,100,000.00	-2,100,000.00	-2,100,000.00	-2,100,000.00	
10010010	50035	ND Short-term Rental Tax				
		-100,000.00	-100,000.00	-100,000.00	-100,000.00	
10010010	50036	ND Vehicle Use Tax				
		-1,350,000.00	-1,350,000.00	-1,350,000.00	-1,350,000.00	
10010010	50038	ND Franchise Taxes				
		-1,880,452.90	-1,880,452.96	-1,880,452.96	-1,880,452.96	
10010010	50039	ND Amusement Tax				
		-1,500,000.00	-1,500,000.00	-1,500,000.00	-1,500,000.00	
10010010	50070	ND Video Gaming Tax				
		-1,250,000.00	-1,250,000.00	-1,250,000.00	-1,250,000.00	
10010010	50101	ND Property Taxes -- Corporate				
		-3,279,212.11	-3,323,086.62	-4,690,909.10	-5,137,233.76	
10010010	50102	ND Property Taxes -- Fire				
		-1,900,228.00	-1,900,228.00	-1,900,228.00	-1,900,228.00	
10010010	50103	ND Property Taxes -- Police				
		-1,526,473.00	-1,526,473.00	-1,526,473.00	-1,526,473.00	
10010010	50104	ND Property Taxes -- Parks				
		-1,001,454.00	-1,001,454.00	-1,001,454.00	-1,001,454.00	
10010010	50105	ND Property Taxes -- IMRF				
		-1,855,626.00	-1,855,626.00	-1,855,626.00	-1,855,626.00	
10010010	50106	ND Property Taxes -- FICA				
		-1,281,010.00	-1,281,010.00	-1,281,010.00	-1,281,010.00	
10010010	50310	ND Utility Tax -- Natural Gas				
		-1,300,000.00	-1,300,000.00	-1,300,000.00	-1,300,000.00	
10010010	50330	ND Utility Tax -- Electric				
		-2,400,000.00	-2,400,000.00	-2,400,000.00	-2,400,000.00	
10010010	50340	ND Utility Tax -- Telecomm				
		-1,269,217.67	-1,205,756.79	-1,145,468.95	-1,088,195.50	
10010010	50350	ND Utility Tax -- Water				
		-509,181.15	-509,181.15	-509,181.15	-509,181.15	
10010010	51010	ND Liquor Licenses				

PROJECTION 20255 / BUDGET ENTRY FUTURE YRS REPORT

ORG	OBJECT PROJ	DESC	2026	2027	2028	2029
			-475,000.00	-475,000.00	-475,000.00	-475,000.00
10010010	51020	ND Amusement Machine Licenses	-10,000.00	-10,000.00	-10,000.00	-10,000.00
10010010	51021	ND Video Gaming Machine Licnse	-145,000.00	-145,000.00	-145,000.00	-145,000.00
10010010	51030	ND Operators Licenses	-4,500.00	-4,500.00	-4,500.00	-4,500.00
10010010	51040	ND Music Machine Licenses	-2,000.00	-2,000.00	-2,000.00	-2,000.00
10010010	51050	ND Public Dancing Licenses	-2,900.00	-2,900.00	-2,900.00	-2,900.00
10010010	51060	ND Bowling and Pool Licenses	-1,900.00	-1,900.00	-1,900.00	-1,900.00
10010010	51070	ND Tobacco Licenses	-1,800.00	-1,800.00	-1,800.00	-1,800.00
10010010	51080	ND Rooming House Licenses	-1,680.00	-1,680.00	-1,680.00	-1,680.00
10010010	51090	ND Theater Licenses	-1,456.00	-1,456.00	-1,456.00	-1,456.00
10010010	51110	ND Nursery School Licenses	-1,080.00	-1,080.00	-1,080.00	-1,080.00
10010010	51120	ND Auctioneer Licenses	-50.00	-50.00	-50.00	-50.00
10010010	51135	ND Trans Network Co License	-6,000.00	-6,000.00	-6,000.00	-6,000.00
10010010	51140	ND Mobile Home Park Licenses	-11,490.00	-11,490.00	-11,490.00	-11,490.00
10010010	51510	ND Plumbing Contractor License	-1,500.00	-1,500.00	-1,500.00	-1,500.00
10010010	51520	ND Electrical Contractor Licns	-17,500.00	-17,500.00	-17,500.00	-17,500.00
10010010	51530	ND HVAC Contractor Licenses	-12,500.00	-12,500.00	-12,500.00	-12,500.00
10010010	51990	ND Other Licenses	-4,000.00	-4,000.00	-4,000.00	-4,000.00
10010010	53010	ND Income Tax	-12,939,287.74	-13,068,680.62	-13,199,367.42	-13,331,361.10
10010010	53020	ND Replacement Tax	-3,806,368.68	-3,806,368.68	-3,806,368.68	-3,806,368.68
10010010	53110 75000	ND ARPA Federal Grants	.00	.00	.00	.00
10010010	54620	ND Annexation Fees	-10,000.00	-10,000.00	-10,000.00	-10,000.00
10010010	54670	ND Liquor Application Fees	-6,000.00	-6,000.00	-6,000.00	-6,000.00
10010010	55030	ND Ordinance Violations	-150,000.00	-150,000.00	-150,000.00	-150,000.00
10010010	55040	ND Associate Court Fines	-150,000.00	-150,000.00	-150,000.00	-150,000.00
10010010	55050	ND Liquor Fines and Penalties	-10,000.00	-10,000.00	-10,000.00	-10,000.00
10010010	55990	ND Other Penalties				

PROJECTION 20255 / BUDGET ENTRY FUTURE YRS REPORT

ORG	OBJECT PROJ	DESC	2026	2027	2028	2029
			-500.00	-500.00	-500.00	-500.00
10010010	56010	ND Interest Income	-1,500,000.00	-1,200,000.00	-1,000,000.00	-750,000.00
10010010	57412	ND Card Rebates-Rev Shares	-15,000.00	-15,000.00	-15,000.00	-15,000.00
10010010	57990	ND Other Miscellaneous Revenue	-50,000.00	-50,000.00	-50,000.00	-50,000.00
10010010	57990 34500	ND Other Miscellaneous Revenue	-20,000.00	-20,000.00	-20,000.00	-20,000.00
10010010	61190	ND Other Salaries	-2,000,000.00	-2,000,000.00	-2,000,000.00	-2,000,000.00
10010010	70690	ND Other Purchased Services	-500,000.00	-500,000.00	-500,000.00	-500,000.00
TOTAL 10010010 Non Departmental			-106,809,824.78	-104,525,165.04	-104,675,106.07	-109,340,151.91
TOTAL REVENUE			-104,309,824.78	-102,025,165.04	-102,175,106.07	-106,840,151.91
TOTAL EXPENSE			-2,500,000.00	-2,500,000.00	-2,500,000.00	-2,500,000.00
GRAND TOTAL			-106,809,824.78	-104,525,165.04	-104,675,106.07	-109,340,151.91

# ADMINISTRATION

## 10011110



### Purpose

The City of Bloomington operates under the Council-Manager form of government. The City's legislative authority is vested in a ten-member Council which is comprised of the Mayor and nine City Council members who are elected from their respective wards. Under this organizational structure, the Mayor and Council appoint a City manager to act as the chief operating officer. The City Council sets policy direction, and the City Manager is responsible for implementing those policies in an efficient and effective manner.

The purpose of the Administration Department is to provide professional leadership in the management and execution of policies and objectives formulated by City Council, development, and recommendation of alternative solutions to community problems for Council consideration, and planning and development of new programs to meet future needs of the city. The professional Administration staff provides strategic planning support, guidance, communication, and leadership to assure that quality municipal services are provided to members of the community through excellent customer service.

### Authorization

As chief executive officer of the City, the City Manager is responsible for the overall management of City operations, including implementation of policy decisions and legislative actions taken by the City Council, oversight of the City budget and supervision of all City departments. The City Manager has the right to recommend that the City Council adopt certain measures or take certain actions that he/she deems appropriate and in the best interest of the municipality.

The City Manager supervises the administration of the affairs of the City and appoints specified offices established by Section 2-29 of the City Code. The Administration Division and its related activities have been codified in the City's Code under Chapter 2: Sections 38 – 41. The City Manager's duties have also been codified in State Statute 65 ILCS 5/5 (several sections including, but not limited to: 3.7, 1-4, 1-11, 3-6, 3-7)).

### FY 2025 Budget & Program Highlights

- Servant Leadership – Our city team will first seek to serve and support our residents, the community, and fellow co-workers in the work that we do.
- Implementation of City Council goals and directives.
- Communications – We will focus on providing the tools and support to “tell the City's story” and keep the community informed through the multitude of new and traditional media avenues available today.
- Community and Diversity – We will support initiatives which focus on celebrating diversity in the community and how our differences make this community stronger.
- Downtown – Support the development of the streetscape plan to transform the downtown core.



## What we accomplished in FY 2024

- Appointed 2nd Deputy City Manager and divided departmental reporting between the two and the City Manager to improve efficiency.
- Restructured the Public Works Department into three different departments namely: Public Works Department, Water Department, and Department of Operations and Engineering Services (DOES) and named the directors.
- Downtown Streetscape plan is in public input and design phase with construction to begin in fall 2024 if plan approved by Council.
- Improvements to Council Chambers were completed.
- Changes were made to the requirements to be a City firefighter to pave the way for increased recruitment opportunities.
- An update to the Connect Transit governing structure was approved and implemented.
- The City was successful in getting direct congressional funding approved.

## Challenges

### FY 2025 and beyond

- Recovering from the pandemic both financially and operationally while identifying opportunities to operate more efficiently.
- Implementing new ways to make interaction with city government easier and more efficient to include electronic means.
- Find alternative sources of funding for the capital improvement needs outlined in the Five-Year Capital Improvement Plan.
- Provide value-added City services with limited resources.
- Monitor any further reductions in state shared revenue that will impact staff levels and services.

# CITY OF BLOOMINGTON, IL

## NEXT YEAR / CURRENT YEAR BUDGET ANALYSIS

ACCOUNTS FOR:			PROJECTION: 20255 FY 2025 BUDGET MASTER LEVEL 4					FOR PERIOD 12	
Administration			2023 ACTUAL	2024 ORIG BUD	2024 REVISED BUD	2024 ACTUAL	2024 PROJECTION	2025 ADOPTED	PCT CHANGE
10011110	61100	Salary FT	691,832.46	741,428.00	741,428.00	636,271.84	925,376.95	988,355.00	33.3%
10011110	61110	Salary PT	55,178.57	55,200.00	55,200.00	36,821.43	55,221.43	55,200.00	.0%
10011110	61190	Othr Salry	7,293.68	.00	.00	4,892.69	4,892.69	.00	.0%
10011110	62100	Dental Enh	1,471.85	1,755.00	1,755.00	1,266.51	2,123.64	2,336.00	33.1%
10011110	62110	Group Life	394.40	408.00	408.00	311.20	507.20	476.00	16.7%
10011110	62111	Enh Vision	427.45	483.00	483.00	383.69	597.50	652.00	35.0%
10011110	62113	BCBS 60/12	55,441.99	64,567.00	64,567.00	48,283.80	72,926.75	73,930.00	14.5%
10011110	62114	BCBS HSA	13,400.41	12,521.00	12,521.00	8,619.35	12,959.65	13,021.00	4.0%
10011110	62116	HSA City	1,900.00	1,900.00	1,900.00	.00	2,000.00	2,000.00	5.3%
10011110	62117	DentalPPO	.00	.00	.00	103.65	.00	.00	.0%
10011110	62120	IMRF	60,173.86	50,271.00	50,271.00	43,696.76	64,080.80	73,043.00	45.3%
10011110	62130	FICA	40,601.22	41,831.00	41,831.00	34,806.74	50,019.24	55,433.00	32.5%
10011110	62140	Medicare	10,483.55	11,145.00	11,145.00	9,435.73	13,528.27	14,685.00	31.8%
10011110	62990	Othr Ben	28,305.70	24,240.00	24,240.00	23,341.37	28,364.90	19,845.28	-18.1%
10011110	70220	Oth PT Sv	54,726.29	140,000.00	125,000.00	114,997.00	140,000.00	170,000.00	36.0%
10011110	70430	MFD Lease	1,002.71	1,000.00	1,000.00	607.72	1,000.00	1,000.00	.0%
10011110	70611	PrintBind	45.00	750.00	750.00	90.00	750.00	750.00	.0%
10011110	70612	Imaging	332.06	400.00	400.00	147.34	400.00	400.00	.0%
10011110	70631	Dues	15,224.00	15,562.00	15,562.00	7,890.25	15,000.00	17,692.00	13.7%
10011110	70632	Pro Develp	40,674.66	23,900.00	38,900.00	26,077.19	24,000.00	31,900.00	-18.0%
10011110	70690	Purch Serv	25,392.23	7,000.00	7,000.00	592.93	7,000.00	7,000.00	.0%
10011110	70702	WC Prem	4,719.60	4,976.92	4,976.92	4,976.92	4,976.92	6,059.71	21.8%
10011110	70703	Liab Prem	6,255.99	8,194.88	8,194.88	8,194.88	8,194.88	10,622.86	29.6%
10011110	70704	Prop Prem	5,119.17	5,802.73	5,802.73	5,802.73	5,802.73	8,031.57	38.4%
10011110	70712	WC Claim	29,311.49	28,170.20	28,170.20	28,170.20	28,170.20	32,896.07	16.8%
10011110	70713	Liab Claim	1,954.10	1,909.84	1,909.84	1,909.84	1,909.84	2,308.50	20.9%
10011110	70714	Prop Claim	1,954.10	1,909.84	1,909.84	1,909.84	1,909.84	2,308.50	20.9%
10011110	70720	Ins Admin	4,992.29	4,876.76	4,876.76	4,876.76	4,876.76	5,643.70	15.7%
10011110	71010	Off Supp	767.41	2,000.00	2,000.00	885.79	2,000.00	2,000.00	.0%
10011110	71017	Postage	678.17	250.00	250.00	92.58	250.00	250.00	.0%
10011110	71190	Other Supp	1,021.23	1,000.00	1,000.00	629.94	1,000.00	1,000.00	.0%
10011110	71340	Telecom	20,147.15	18,000.00	18,000.00	13,449.16	18,000.00	18,000.00	.0%
10011110	79110	Com Relatn	52,133.42	90,550.00	80,550.00	36,130.03	65,000.00	67,350.00	-16.4%
10011110	79110	25000 Com Relatn	.00	.00	.00	.00	.00	8,000.00	.0%
10011110	79125	MLKJR Evnt	11,456.59	27,000.00	27,000.00	278.95	27,000.00	27,000.00	.0%
10011110	79990	Othr Exp	4,958.28	5,000.00	5,000.00	643.94	1,000.00	5,000.00	.0%
10011110	79992	CouncilExp	27,686.62	29,319.00	39,319.00	37,383.70	34,000.00	49,319.00	25.4%
TOTAL Administration			1,277,457.70	1,423,321.17	1,423,321.17	1,143,972.45	1,624,840.19	1,773,508.19	24.6%
TOTAL REVENUE			.00	.00	.00	.00	.00	.00	.0%
TOTAL EXPENSE			1,277,457.70	1,423,321.17	1,423,321.17	1,143,972.45	1,624,840.19	1,773,508.19	24.6%
GRAND TOTAL			1,277,457.70	1,423,321.17	1,423,321.17	1,143,972.45	1,624,840.19	1,773,508.19	24.6%

# CITY OF BLOOMINGTON, IL

## PROJECTION 20255 / BUDGET ENTRY FUTURE YRS REPORT

ORG	OBJECT PROJ	DESC	2026	2027	2028	2029
10011110	Administration					
10011110	61100	Salary FT	1,022,947.43	1,058,750.59	1,095,806.86	1,134,160.10
10011110	61110	Salary PT	55,200.00	55,200.00	55,200.00	55,200.00
10011110	62100	Dental Enh	2,336.00	2,336.00	2,336.00	2,336.00
10011110	62110	Group Life	476.00	476.00	476.00	476.00
10011110	62111	Enh Vision	652.00	652.00	652.00	652.00
10011110	62113	BCBS 60/12	77,626.50	81,507.83	85,583.22	89,862.38
10011110	62114	BCBS HSA	13,672.05	14,355.65	15,073.44	15,827.11
10011110	62116	HSA City	2,000.00	2,000.00	2,000.00	2,000.00
10011110	62120	IMRF	75,599.51	78,245.49	80,984.08	83,818.52
10011110	62130	FICA	57,373.16	59,381.22	61,459.56	63,610.64
10011110	62140	Medicare	15,198.98	15,730.94	16,281.52	16,851.38
10011110	62990	Othr Ben	19,845.28	19,845.28	19,845.28	19,845.28
10011110	70220	Oth PT Sv	170,000.00	170,000.00	170,000.00	170,000.00
10011110	70430	MFD Lease	1,000.00	1,000.00	1,000.00	1,000.00
10011110	70611	PrintBind	750.00	750.00	750.00	750.00
10011110	70612	Imaging	400.00	400.00	400.00	400.00
10011110	70631	Dues	17,692.00	17,692.00	17,692.00	17,692.00
10011110	70632	Pro Develp	31,900.00	31,900.00	31,900.00	31,900.00
10011110	70690	Purch Serv	7,000.00	7,000.00	7,000.00	7,000.00
10011110	70702	WC Prem	6,241.50	6,428.75	6,621.61	6,820.26
10011110	70703	Liab Prem	10,941.55	11,269.80	11,607.89	11,956.13
10011110	70704	Prop Prem	8,272.52	8,520.70	8,776.32	9,039.61
10011110	70712	WC Claim	33,882.96	34,899.45	35,946.43	37,024.82
10011110	70713	Liab Claim	2,377.75	2,449.08	2,522.56	2,598.23
10011110	70714	Prop Claim	2,377.75	2,449.08	2,522.56	2,598.23
10011110	70720	Ins Admin	5,813.02	5,987.41	6,167.03	6,352.04
10011110	71010	Off Supp	2,000.00	2,000.00	2,000.00	2,000.00
10011110	71017	Postage	250.00	250.00	250.00	250.00
10011110	71190	Other Supp	1,000.00	1,000.00	1,000.00	1,000.00
10011110	71340	Telecom	18,540.00	19,096.20	19,669.09	20,259.16
10011110	79110	Com Relatn	67,350.00	67,350.00	67,350.00	67,350.00
10011110	79110 25000	Com Relatn	8,000.00	8,000.00	8,000.00	8,000.00
10011110	79125	MLKJR Evnt	27,000.00	27,000.00	27,000.00	27,000.00
10011110	79990	Othr Exp	5,000.00	5,000.00	5,000.00	5,000.00
10011110	79992	CouncilExp	49,319.00	49,319.00	49,319.00	49,319.00
TOTAL Administration			1,820,034.96	1,868,242.47	1,918,192.45	1,969,948.89
TOTAL REVENUE			.00	.00	.00	.00
TOTAL EXPENSE			1,820,034.96	1,868,242.47	1,918,192.45	1,969,948.89
GRAND TOTAL			1,820,034.96	1,868,242.47	1,918,192.45	1,969,948.89

## Purpose

The City Clerk Department manages the legislative processes of more than 30+ City Boards & Commissions including its primary boards, the City Council and Committee of the Whole. The Department is responsible for the administration and supervision of 50+ City license/permits. The Department supports, facilitates, and assists in many Citywide projects, as well as oversees the City Code, all City records, and ensures transparency for all through making sure the City complies with the Freedom of Information Act and the Open Meetings Act.

## FY 2025 Budget & Program Highlights

**Citywide Document Storage Solutions** – The City's customized Laserfiche database provides a searchable document database for internal users. The program's reporting mechanism equips staff to better monitor contracts and key documents while notifying them of crucial upcoming dates or areas where special attention may be needed. The program also promotes transparency as it can be directly linked to JustFOIA for fulfillment of Freedom of Information Act (FOIA) requests.

- **Freedom of Information Act (FOIA) Database** – JustFOIA is an active database and software program used by the City to accept and fulfill FOIA requests. JustFOIA allows for FOIA request tracking, content storage, and history capabilities for all users. Implementation of the system has allowed for improved efficiency and reporting, as well as has simplified procedures for internal and external users and has taken transparency to a new level.
- **Continued Maintenance of the City Code** – The recodification project is still in process. In FY 2024, the recodification project will hopefully end resulting in adoption of a completely new City Code. Continued, timely maintenance will be very important. Transparency is highly increased by the use of eCode360, which maintains the City's Code online in a searchable format.
- **Retention and Disposal of Documents** – Transparency and accessibility are key! The City continues its conversion to fully electronic and paperless documents.
- **Professional Development** – Having a well-trained staff is crucial when you have a busy workload and work in an environment that is everchanging. Increased efficiencies, leading by example, and providing the highest level of customer service can be extremely difficult when trying to also create a work-life balance considerate of staff's health. Professional Development opportunities help staff work and live better and happier lives.

## Goals/Objectives for Fiscal Year 2025

- **Professional Development** – Continue to train Citywide Staff to comply with the Open Meetings Act, the Local Records Act, and the Freedom of Information Act. Regularly offer professional development opportunities to promote growth and heightened interest in longevity at the City -- A well-trained and happy staff is important and is a necessity in keeping up with workload while aiming to be a productive, efficient, and effective City.
- **Transparency & Ease of Doing Business** The City Clerk Department is committed to continuing to work with all City departments to move documents, forms, filing systems, etc. online through the use of a variety of programs (JustFOIA, SeamlessDocs, Granicus, eCode360, etc.).

- **Records/Data Management Solutions** – Continue to assist all City departments in converting paper records to electronic and then moving electronic data into the City's customized Laserfiche database to promote long-term secure retention, as well as promote transparency through increased accessibility.
- **Codification** – The City Code will be recodified, and an entirely new Code will be adopted. The updated Code will be compliant with all federal, state, and other applicable laws. It will also be congruent throughout and any and all issues identified through the exhaustive codification process will be addressed fully.

## What we accomplished in FY 2024

**Took on Additional Licensing** – The City Clerk Department took on licensing food trucks. A license that had previously been licensed by the Department, but had years ago moved to the Economic & Community Development Department. The move of the license back to the Clerk Department allowed for increased efficiencies and process improvements by aligning the license with similar licenses managed by the Department. The Department also worked with Council to meet a new need in the community by creating a Farmer's Market Liquor License. The Department values the needs of the community and works hard to meet discovered needs.

- **Continued Work on Citywide Recodification Project** – Continued maintenance of the City's existing Code via the fully searchable eCode360 online database is an ongoing job, as is addressing issues within the Code. The Clerk Department continued to work diligently to prepare for a full recodification and adoption of a new Code in FY2024.

- **Completed an Audit of All Statutory & City Code Required Oaths of Office** – The City Clerk is responsible for swearing in all individuals required to be oathed at the City whether the requirement is from State law or City Code. The Department completed a Citywide audit of all required oaths and ensured the City complied. This was a daunting task given the large number of Board & Commission members and sworn staff. That said, it was a fulfilling and necessary task to accomplish.

- **Continued Roll Out of the Laserfiche Document Database** – In partnership with Information Technology, the City Clerk Department rolled out a new, custom document database Citywide in 2021. The database provides a single, centralized location for document storage and improves transparency by enabling better access to documents. The database also ensures better monitoring of contracts and associated deadlines. In 2022 the Clerk Department continued to work with other departments to implement use of and further improve the new database.

- **Professional Development Achievements** – The City Clerk earned two certifications from Cornell University: (1) Executive Leadership and (2) Performance Leadership. The Deputy City Clerk, too, earned two certifications: (1) Registered Municipal Clerk (a state of Illinois designation) and (2) Certified Municipal Clerk (an international designation). Additionally, the Deputy City Clerk completed a 12-week ICMA High Performance Leadership Program, and the Interim Deputy City Clerk is enrolled in the Program for completion in December of 2023. Continued professional development is extremely important to all City Clerk staff. They participated in a variety of other professional development opportunities together as a team and individually throughout the year.

- **Audited All City Clerk Department Managed Licenses & Updated Applicable Code for Improvements** – The Department managed 52 licenses and license types. The Department researched similar-sized municipalities, took into consideration the feedback of current licensees and other involved City departments, as well as addressed modernization, uniformity, and equal enforcement. After consideration of Council the Department's improved licensing program resulted in nearly half the license to manage, as well as a program that makes sense and functions efficiently for both licensees and the City.

- **Rolled Out New Citywide Staff Training** – The City Clerk Department took on creating and now managing a Notary Public Staff Program. The Department worked alongside the Legal Department to create a program to educate staff that act as notary publics. The Department too will manage the program offering regular support for notaries at the City. The Department also developed a Boards & Commissions Staff

Liaison program that provides staff acting as Boards & Commissions liaisons a resource for training and continued education.

- **Added All City Boards & Commissions to Peak** – Peak is legislative management software used to pull together meeting agendas and packets. The City Clerk Department first began using Peak during the summer of 2022 for Council and Committee of the Whole meetings and in the fall of 2022 added the Liquor Commission and Technology Commission. In the summer of 2023 all the City's remaining Boards & Commissions, too, began using Peak. This places all City Boards & Commissions on a single platform, therefore, promoting uniformity, transparency, and ease of access for the community looking to get involved or monitor activity.
- **Continued Partnering w/Information Technology Department in the Data Governance Project** – The Data Governance Project is a Citywide effort to best manage and maintain the City's data. Because the City Clerk acts as the City's records keeper and the fact that managing and maintaining data directly relates to the management and maintenance of physical records, the City Clerk Department partnered with the Information Technology Department on the project. Managing and maintaining physical and electronic records is key to ensuring ease of access to documents/data and, ultimately, transparency.
- **Continued Moving Citywide Records to Electronic Format & Developed an Internal Records Disposal Certificate Searchable Database Increasing Knowledge of Available Documents/Data** – The City Clerk Department continued to work Citywide with all departments to move records from paper to electronic formats. The move to electronic records improves access and inevitably increases the City's ability to best be transparent. The State determines what records the City must maintain and provides disposal approval through the issuance of disposal certificates. The City Clerk, as the Citywide records keeper, is responsible for managing issued certificates and has always done so manually. In an effort to increase transparency through ease of access to records and faster response times to requests for records, the Department developed a searchable database to store approved certificates. The database acts as a quick resource for staff to use when searching for records. If a document is not listed in the database, then the record is available to individuals making document requests both internally and externally.
- **Increased Public Outreach Through Offering of Annual City Clerk Open House** – The City Clerk Department oversees more than 30 City license and, in an effort to provide licensees an opportunity to meet and discuss opportunities for future improvement, the City Clerk Department will host its first-ever Annual City Clerk Open House in December of 2022. The Department is excited about the event, which will provide business licensees an open house to come in and visit with Department staff about opportunities and ideas they may have for future years improvements.

## Challenges

- **Changing Laws** – With laws always evolving it is a challenge, and so governing laws must remain a focus for staff at all times. We must monitor and continually train Staff on current, updated, and new laws. Primary focus of laws being the Open Meetings Act, the Local Records Act, the Freedom of Information Act, the City's Code, and many, many other laws.
- **Evolving Boards & Commissions** – The constant turnover of board/commission members is an ongoing job. It's crucial to make sure board/commission members and staff liaisons are prepared, equipped, and ready to serve.
- **Heavy Workload** – The Clerk Department is a very busy Department assisting every other department at the City, as well as managing 30+ boards/commissions, 50+ license/permits, all City records, the City Code, and all FOIA (Freedom of Information Act) requests. Demands are heavy for a small department of four. Staff must stay current on all City topics, Council items, procedures, laws, PAC findings, etc. to be able to provide the highest level of service both internally and externally to the community.
- **Increasing FOIA Requests** – The Department utilizes an electronic system called JustFOIA to assist in managing FOIAs; however, year after year the number of requests increases significantly, as does the

complexity of the requests. The management and facilitations of the FOIA process requires a lot of staff time and effort.

- **Document Management** – The City Clerk is the keeper of all City records. Records maintenance is an important and daunting task. The Department, working in conjunction with the Information Technology Department and all other City departments, works hard to manage the endless inflow of documentation and the management of it thereafter.

- **Management of Business Licenses** – The Department manages more than 50 City license/permits that make up a noteworthy million dollar plus income stream for the City. The administration and supervision of 50+ license/permits can be an overwhelming and challenging task.

## Fun Facts

The City Clerk is a mighty team only made up of 4 full-time staff.

# CITY OF BLOOMINGTON, IL

## NEXT YEAR / CURRENT YEAR BUDGET ANALYSIS

ACCOUNTS FOR:			PROJECTION: 20255 FY 2025 BUDGET MASTER LEVEL 5					FOR PERIOD 12	
City Clerk	2023 ACTUAL	2024 ORIG BUD	2024 REVISED BUD	2024 ACTUAL	2024 PROJECTION	2025 ADOPTED	PCT CHANGE		
10011310 54661	Solicitor	-420.00	-500.00	-500.00	-450.00	-500.00	-350.00	-30.0%	
10011310 54720	Copies	-34.53	-25.00	-25.00	-4.50	-25.00	-25.00	.0%	
10011310 57985	Cash StOvr	20.00	.00	.00	.00	.00	.00	.0%	
10011310 57990	Misc Rev	.00	.00	.00	-191.99	-191.99	.00	.0%	
10011310 61100	Salary FT	250,453.05	278,655.00	278,655.00	185,243.43	274,215.19	306,029.00	9.8%	
10011310 61130	Salary SN	1,242.00	15,000.00	15,000.00	15,638.00	20,485.00	21,000.00	40.0%	
10011310 61150	Salary OT	332.60	4,000.00	4,000.00	244.01	500.00	1,000.00	-75.0%	
10011310 61190	Othr Salry	2,307.70	.00	.00	2,881.84	2,881.84	.00	.0%	
10011310 62100	Dental Enh	1,246.67	1,556.00	1,556.00	709.34	1,153.94	1,168.00	-24.9%	
10011310 62110	Group Life	258.96	272.00	272.00	172.00	267.20	272.00	.0%	
10011310 62111	Enh Vision	299.61	371.00	371.00	171.65	267.04	270.00	-27.2%	
10011310 62113	BCBS 60/12	10,918.94	27,319.00	27,319.00	4,987.23	7,039.32	7,234.00	-73.5%	
10011310 62114	BCBS HSA	6,124.18	.00	.00	6,569.53	10,207.14	13,021.00	.0%	
10011310 62116	HSA City	1,200.00	1,200.00	1,200.00	-47.56	-47.56	.00	.0%	
10011310 62117	DentalPPO	.00	.00	.00	24.01	.00	.00	.0%	
10011310 62120	IMRF	21,506.47	19,167.00	19,167.00	13,423.77	20,531.83	22,914.00	19.5%	
10011310 62130	FICA	15,027.90	17,804.00	17,804.00	12,235.94	17,877.08	18,448.00	3.6%	
10011310 62140	Medicare	3,514.48	4,166.00	4,166.00	2,861.53	4,132.60	4,316.00	3.6%	
10011310 62330	LIUNA Pen	934.97	936.00	936.00	513.75	931.46	936.00	.0%	
10011310 62990	Othr Ben	4,589.31	3,240.00	3,240.00	2,790.40	4,763.95	3,240.00	.0%	
10011310 70220	Oth PT Sv	4,519.00	20,000.00	20,000.00	13,996.68	20,000.00	20,000.00	.0%	
10011310 70420	Rentals	4,892.03	.00	.00	-1,090.53	-1,090.53	.00	.0%	
10011310 70430	MFD Lease	1,939.11	2,300.00	2,300.00	1,132.23	2,000.00	2,000.00	-13.0%	
10011310 70530	RepMaint O	279.99	.00	.00	.00	.00	.00	.0%	
10011310 70610	Advertise	15,674.86	5,000.00	5,000.00	7,139.53	9,000.00	5,000.00	.0%	
10011310 70611	PrintBind	446.89	250.00	250.00	.00	250.00	250.00	.0%	
10011310 70612	Imaging	8,188.89	75,000.00	75,000.00	75.35	25,000.00	35,000.00	-53.3%	
10011310 70631	Dues	3,003.87	2,000.00	2,000.00	1,021.95	2,000.00	2,000.00	.0%	
10011310 70632	Pro Develp	11,451.78	10,000.00	10,000.00	3,972.80	10,000.00	10,000.00	.0%	
10011310 70641	Temp Sv	4,894.66	4,000.00	4,000.00	.00	2,000.00	2,000.00	-50.0%	
10011310 70690	Purch Serv	190.93	.00	.00	.00	.00	.00	.0%	
10011310 70702	WC Prem	2,156.31	1,866.05	1,866.05	1,866.05	1,866.05	1,879.28	.7%	
10011310 70703	Liab Prem	2,858.26	3,072.60	3,072.60	3,072.60	3,072.60	3,294.44	7.2%	
10011310 70704	Prop Prem	2,338.86	2,175.69	2,175.69	2,175.69	2,175.69	2,490.81	14.5%	
10011310 70712	WC Claim	13,377.87	10,556.88	10,556.88	10,556.88	10,556.88	10,200.35	-3.4%	
10011310 70713	Liab Claim	891.86	715.72	715.72	715.72	715.72	715.81	.0%	
10011310 70714	Prop Claim	1,003.34	715.72	715.72	715.72	715.72	715.81	.0%	
10011310 70720	Ins Admin	2,280.89	1,828.50	1,828.50	1,828.50	1,828.50	1,750.27	-4.3%	
10011310 70790	Other Ins	.00	150.00	150.00	.00	.00	.00	.0%	
10011310 71010	Off Supp	3,722.43	4,000.00	4,000.00	2,497.33	4,000.00	4,000.00	.0%	
10011310 71017	Postage	1,324.27	1,000.00	1,000.00	460.04	1,000.00	750.00	-25.0%	
10011310 71190	Other Supp	1,952.25	2,000.00	2,000.00	553.31	2,000.00	2,000.00	.0%	
10011310 71340	Telecom	5,895.39	5,500.00	5,500.00	3,079.82	4,900.00	5,000.00	-9.1%	
10011310 79150	Bad Debt	.30	.00	.00	.00	.00	.00	.0%	
TOTAL City Clerk		412,806.35	525,292.16	525,292.16	301,542.05	466,479.67	508,519.77	-3.2%	
TOTAL REVENUE		-434.53	-525.00	-525.00	-646.49	-716.99	-375.00	-28.6%	
TOTAL EXPENSE		413,240.88	525,817.16	525,817.16	302,188.54	467,196.66	508,894.77	-3.2%	
GRAND TOTAL		412,806.35	525,292.16	525,292.16	301,542.05	466,479.67	508,519.77	-3.2%	



# CITY OF BLOOMINGTON, IL

## PROJECTION 20255 / BUDGET ENTRY FUTURE YRS REPORT

ORG	OBJECT PROJ	DESC	2026	2027	2028	2029
10011310	City Clerk					
10011310	54661	Solicitor	-3,500.00	-3,500.00	-3,500.00	-3,500.00
10011310	54720	Copies	-25.00	-25.00	-25.00	-25.00
10011310	61100	Salary FT	316,740.02	327,825.92	339,299.82	351,175.32
10011310	61130	Salary SN	21,735.00	22,495.73	23,283.08	24,097.98
10011310	61150	Salary OT	1,035.00	1,071.23	1,108.72	1,147.52
10011310	62100	Dental Enh	1,168.00	1,168.00	1,168.00	1,168.00
10011310	62110	Group Life	272.00	272.00	272.00	272.00
10011310	62111	Enh Vision	270.00	270.00	270.00	270.00
10011310	62113	BCBS 60/12	7,595.70	7,975.49	8,374.26	8,792.97
10011310	62114	BCBS HSA	13,672.05	14,355.65	15,073.44	15,827.11
10011310	62120	IMRF	23,715.99	24,546.05	25,405.16	26,294.34
10011310	62130	FICA	19,093.68	19,761.96	20,453.63	21,169.50
10011310	62140	Medicare	4,467.06	4,623.41	4,785.23	4,952.71
10011310	62330	LIUNA Pen	936.00	936.00	936.00	936.00
10011310	62990	Othr Ben	3,240.00	3,240.00	3,240.00	3,240.00
10011310	70220	Oth PT Sv	20,000.00	20,000.00	20,000.00	20,000.00
10011310	70430	MFD Lease	2,000.00	2,000.00	2,000.00	2,000.00
10011310	70610	Advertise	5,000.00	5,000.00	5,000.00	5,000.00
10011310	70611	PrintBind	250.00	250.00	250.00	250.00
10011310	70612	Imaging	50,000.00	50,000.00	50,000.00	50,000.00
10011310	70631	Dues	2,000.00	2,000.00	2,000.00	2,000.00
10011310	70632	Pro Develp	10,000.00	10,000.00	10,000.00	10,000.00
10011310	70641	Temp Sv	4,000.00	4,000.00	4,000.00	4,000.00
10011310	70702	WC Prem	1,935.66	1,993.73	2,053.54	2,115.15
10011310	70703	Liab Prem	3,393.27	3,495.07	3,599.92	3,707.92
10011310	70704	Prop Prem	2,565.53	2,642.50	2,721.78	2,803.43
10011310	70712	WC Claim	10,506.36	10,821.56	11,146.20	11,480.59
10011310	70713	Liab Claim	737.29	759.41	782.19	805.66
10011310	70714	Prop Claim	737.29	759.41	782.19	805.66
10011310	70720	Ins Admin	1,802.77	1,856.86	1,912.56	1,969.94
10011310	70790	Other Ins	150.00	150.00	150.00	150.00
10011310	71010	Off Supp	4,000.00	4,000.00	4,000.00	4,000.00
10011310	71017	Postage	750.00	750.00	750.00	750.00
10011310	71190	Other Supp	2,000.00	2,000.00	2,000.00	2,000.00
10011310	71340	Telecom	5,000.00	5,000.00	5,000.00	5,000.00
TOTAL City Clerk			537,243.67	552,494.98	568,292.72	584,656.80
TOTAL REVENUE			-3,525.00	-3,525.00	-3,525.00	-3,525.00
TOTAL EXPENSE			540,768.67	556,019.98	571,817.72	588,181.80
GRAND TOTAL			537,243.67	552,494.98	568,292.72	584,656.80

# HUMAN RESOURCES

## 10011410



### Purpose

The Human Resource department is comprised of a staff of 13 full-time employees who focus on nine (9) primary functional areas. Functional areas are Employee and Labor Relations, Compensation and Benefits, Recruitment, Staffing, Training and Workforce Development, Employee Health and Wellness, Employee Safety and Risk Management, Time and Attendance, and Payroll.

### FY 2025 Budget & Program Highlights

It is the goal of the Human Resources department to maximize the City's Human Capital potential through positive employee/labor relations, improved onboarding and talent management, branding of the City as an employer of choice to maximize recruitment potential and use of technology to streamline and stabilize processes.

### Goals/Objectives for Fiscal Year 2025

#### Compensation and Benefits

- Continue to explore cost effective ways to enhance benefits to reward employees.
- Continue to explore creative benefit options to include Alternative Work Schedules, On-the-spot Recognition, Community Service Day, etc.
- Transition knowledge / cross train Benefits Supervisor and Benefits Analyst to assist with Process Improvement project with Administration.

#### Employee and Labor Relations

- Continue collective bargaining negotiations and prepare for upcoming negotiations with groups whose contracts will expire April 30th, 2024.
- Explore new ways of using technology for more effective communication with employees.

#### Recruitment and Onboarding

- Continue to work with our consultant to fully implement recruitment campaign to build our brand image as an employer of choice.
- Seek an "Employer of Choice" award for national recognition.
- Continue to promote recruitment efforts to grow and diversity our applicant pool specifically focusing on our harder to fill positions.
- Work with the DOES department to enhance staffing efforts and implement a 'grow-your-own' program for Civil Engineers.
- Explore On-boarding module with NeoGov platform.
- Continue to grow our internal programs focused on youth education and enrichment including our Intern Program and Summer Youth Enrichment Program.

### Training and Development

- Prepare and conduct our 6th HR College in Spring 2024.
- Continue the conversation educating employees on Servant Leadership, which will include monthly professional development opportunities, as well as our 2nd annual Leadership Summit.
- Add additional modules to our Employee / Supervisory Training Programs with Heartland Community College.
- Continue to develop and implement Diversity, Equity, Inclusion and Belonging training for all employees.
- Conduct Human Trafficking training for all employees City-wide to build awareness.

### Employee Wellness

- 4-6 seminars and 4 wellness challenges to be offered, like we've done in the past.
- Continue to promote EAP bi-monthly presentations and live orientations.
- Wellness Fair, Screenings, and Breakfast Spring '24.
- Disperse \$250 wellness incentive to all employees who complete the Spring 2024 screenings.
- Conduct onsite cholesterol and glucose screenings (via fingerstick) in November for Diabetes Month. These serve as a 6-month follow up to our annual biometric screenings, held each April.
- Explore ways to expand our Gym Membership Benefit to incentivize employees to exercise for good health and well-being, based on changing employee needs post-COVID.

### Employee Safety & Risk Management

- Implement mandated CDL Training Program for seasonal employees to build up our CDL candidate pool.
- Work to partner with a firm to conduct/update City Wide Functional Job Analyses for 75 plus positions.

### Time & Attendance

- UKG Kronos Update (Dimensions) – major update – will remove the Workforce module. altogether, so lots of rebuild behind the scenes. Currently on target to implement in the Spring 2024.

## What we accomplished in FY 2024

### Compensation and Benefits

- Conducted and successfully implemented a comprehensive salary study for non-union employees.
- Successfully implemented Implement "Creative Benefits" strategy that includes an Employee Referral Program, "FREE" pass to City amenities.
- Conducted successful open enrollment period for health insurance period of 1/1/2024-12/31/2024.

### Employee and Labor Relations

- Completed Collective Bargaining Negotiations with 6 bargaining units:
  - AFSCME Local 699
  - Laborers Local 362 Support Staff
  - Laborers Local 362 Parking Enforcement
  - Laborers Local 362 Inspectors

- PBPA Public Service Dispatchers (previously Telecommunicators)
  - IATSE Local 193 Stagehand
- Conducted multiple investigations in response to allegations of inappropriate workplace conduct and potential policy and SOP violations.
  - Successfully supported that transition from an all-encompassing Public Works department to three individual departments to include Public Service, Water and DOES.

#### Recruitment

- Successfully conducted internal recruitment for next Fire Chief with an internal promotion and staffed the vacancies of the domino effect.
- Successfully implemented new hiring standards for Firefighter/Paramedic to include an internal training program to train new hires to be Paramedics.
- Sponsored a summer Youth Enrichment Program for 4<sup>th</sup> year in a row to provide youth with paid municipal employment experience.
- Continued to expand efforts to broaden our applicant pool to recruit candidates for all positions, with a special focus on our harder to fill positions of Firefighter/Paramedic, Engineers, Electricians, Mechanics, and Utility Workers.
- Completed RFP to hire consultant to help us build our brand image as an employer of choice and are currently in Phase IV of the project.

#### Staffing

- Staffed over 65 Full-Time vacancies (internal and external) due to turnover, department reorganizations and growth of our FTE's.

#### Training and Development

- Conducted the City's first all employee Leadership Summit to educate employees on the importance of Servant Leadership.
- Successfully on-boarded employees via our New Employee Orientation process which includes a 30-60-90-120-day follow-up survey to assess the onboarding process.
- Continued to move employee training content to Target Solutions, the City's online training platform. Topics vary, from new hire orientation materials to Sexual Harassment, Safety, and Supervisory training content.
- Develop and implement a Customer Service Training Program for all employees with Heartland Community College.
- Trained part-time employees, Board & Commission members, and City Council on the City's Sexual Harassment policy, in compliance with state requirements.
- Continued a partnership with Heartland Community College to offer Supervisors across the City training on pertinent topics, specific to the City's needs.

#### Employee Wellness

- Once again, received high recognition from the American Heart Association for the City's Wellness programs for employees.

- Conducted 4 citywide wellness challenges. Offered monthly individual consultations with a personal trainer and dietitian and conducted virtual educational seminars.
- 95 employees participated in biometric screenings, which included blood pressure, weight, and a venipuncture blood draw.
- Partnered with Carle Fitness to begin offering a fitness membership to all employees at a discounted rate.

#### Employee Safety & Risk Management

- Conducted successful RFP for Property/Liability/Workers' Comp brokerage services.
- Continued to identify and develop strategies to mitigate potential for losses.
- Continued to oversee/manage PMA Claim Management Team to ensure desired service level is met.
- Continued to drive Safety Committees and ongoing projects/initiatives/identified opportunities.
- Successfully completed Property/Casualty Workers Compensation insurance renewal.
- Implemented mandated CDL Training Program for our probationary employees who require a CDL.
- Chlorine Scrubber/Anhydrous Ammonia WTP project to mitigate the potential catastrophic release of chlorine and protect the surrounding community; will trigger an OSHA Process Safety Management of Highly Hazardous Chemicals formal Process Hazards Analysis.
- Implement more robust fentanyl testing practices to mitigate potential employee exposure.
- Partnered with the County to upgrade Security at Gov. Center.
- Streamlined and improved Emergency Action Protocols at Arena.

#### Time & Attendance

- Hired a full-time analyst to become subject matter expert in our Time and Attendance system, UKG Kronos and scheduling system Telestaff.
- Worked towards UKG Kronos Update to Dimensions, which is a major update and will remove the Workforce module. Currently on target to implement in the Spring 2024.

#### Payroll

- Successfully managed 26 payroll cycles for full-time employees, seasonal employees, across 11 bargaining units, 13 departments, in addition to Bloomington Public Library, Bloomington Township and the Bloomington Elections Commission.
- Successfully processed and produced W-2's, quarterly 941's and end-of-year processing for CY 2023.
- Participated in the successful Munis upgrade project.

# CITY OF BLOOMINGTON, IL

## NEXT YEAR / CURRENT YEAR BUDGET ANALYSIS

ACCOUNTS FOR:			PROJECTION: 20255 FY 2025 BUDGET MASTER LEVEL 5					FOR PERIOD 12	
Human Resources	2023 ACTUAL	2024 ORIG BUD	2024 REVISED BUD	2024 ACTUAL	2024 PROJECTION	2025 ADOPTED	PCT CHANGE		
10011410 57990	Misc Rev	-1,624.33	-1,000.00	-1,000.00	-2,462.06	-1,500.00	-1,000.00	.0%	
10011410 61100	Salary FT	898,367.79	1,002,684.00	1,002,684.00	705,662.60	1,027,695.21	1,128,646.00	12.6%	
10011410 61130	Salary SN	42,434.84	90,000.00	90,000.00	69,891.25	89,839.00	95,000.00	5.6%	
10011410 61150	Salary OT	8,231.87	7,000.00	7,000.00	3,004.47	5,000.00	7,000.00	.0%	
10011410 61190	Othr Salry	427.19	.00	.00	10,346.87	10,346.87	.00	.0%	
10011410 62100	Dental Enh	3,480.02	4,079.00	4,079.00	2,436.54	3,862.20	3,886.00	-4.7%	
10011410 62102	Vision Ins	.23	.00	.00	.00	.00	.00	.0%	
10011410 62108	ENHBCBSPP0	30.63	.00	.00	.00	.00	.00	.0%	
10011410 62109	ENH HMO	44.70	.00	.00	.00	.00	.00	.0%	
10011410 62110	Group Life	819.11	884.00	884.00	582.40	879.20	884.00	.0%	
10011410 62111	Enh Vision	907.40	1,002.00	1,002.00	688.85	1,032.88	1,035.00	3.3%	
10011410 62113	BCBS 60/12	28,550.25	34,205.00	34,205.00	27,413.04	41,213.34	42,354.00	23.8%	
10011410 62114	BCBS HSA	70,658.20	80,302.00	80,302.00	43,061.08	64,511.51	65,989.00	-17.8%	
10011410 62115	RHS Contrb	5,827.03	6,000.00	6,000.00	4,852.10	6,432.59	7,000.00	16.7%	
10011410 62116	HSA City	11,900.00	11,900.00	11,900.00	515.70	9,715.70	9,200.00	-22.7%	
10011410 62117	DentalPPO	.00	.00	.00	175.94	.00	.00	.0%	
10011410 62120	IMRF	78,033.84	68,464.00	68,464.00	48,987.47	70,584.52	83,931.00	22.6%	
10011410 62130	FICA	55,764.79	66,977.00	66,977.00	47,084.01	64,637.87	67,056.00	.1%	
10011410 62140	Medicare	13,052.86	15,668.00	15,668.00	11,031.61	15,241.53	15,687.00	.1%	
10011410 62200	Hlth Fac	299.00	.00	.00	150.00	150.00	150.00	.0%	
10011410 62210	Tuit Reimb	25,860.63	60,000.00	60,000.00	39,040.27	40,000.00	70,000.00	16.7%	
10011410 62330	LIUNA Pen	20.81	.00	.00	53.20	53.20	.00	.0%	
10011410 62990	Othr Ben	11,617.88	43,660.00	43,660.00	21,745.93	25,000.00	29,240.00	-33.0%	
10011410 70210	Oth Med Sv	149,821.17	148,400.00	148,400.00	68,496.51	153,400.00	229,680.00	54.8%	
10011410 70220	Oth PT Sv	.00	.00	44,250.00	51,750.00	51,750.00	.00	.0%	
10011410 70430	MFD Lease	2,529.31	2,200.00	2,200.00	1,791.42	2,800.00	2,800.00	27.3%	
10011410 70607	Recruite	147,780.54	115,000.00	115,000.00	117,792.59	115,000.00	140,000.00	21.7%	
10011410 70610	Advertise	.00	.00	.00	350.00	350.00	.00	.0%	
10011410 70611	PrintBind	1,330.95	2,000.00	2,000.00	1,735.22	1,500.00	1,500.00	-25.0%	
10011410 70630	Travel	100.22	.00	.00	.00	.00	.00	.0%	
10011410 70631	Dues	1,847.91	3,616.00	3,616.00	2,710.50	3,000.00	3,770.00	4.3%	
10011410 70632	Pro Develp	22,045.91	40,000.00	40,000.00	22,309.04	35,000.00	58,200.00	45.5%	
10011410 70639	City Train	40,270.90	38,925.00	38,925.00	40,932.47	50,000.00	60,125.00	54.5%	
10011410 70641	Temp Sv	4,151.40	.00	.00	-324.24	-324.24	.00	.0%	
10011410 70690	Purch Serv	108,200.08	159,500.00	159,500.00	104,302.85	140,000.00	101,725.00	-36.2%	
10011410 70702	WC Prem	5,916.87	7,134.36	7,134.36	7,134.36	7,134.36	7,590.21	6.4%	
10011410 70703	Liab Prem	7,843.01	11,747.27	11,747.27	11,747.27	11,747.27	13,305.87	13.3%	
10011410 70704	Prop Prem	6,417.80	8,318.15	8,318.15	8,318.15	8,318.15	10,060.10	20.9%	
10011410 70712	WC Claim	36,724.89	40,373.63	40,373.63	40,373.63	40,373.63	41,241.52	2.1%	
10011410 70713	Liab Claim	2,448.33	2,737.20	2,737.20	2,737.20	2,737.20	2,894.14	5.7%	
10011410 70714	Prop Claim	2,754.37	2,737.20	2,737.20	2,737.20	2,737.20	2,894.14	5.7%	
10011410 70720	Ins Admin	6,258.73	6,990.78	6,990.78	6,990.78	6,990.78	7,069.13	1.1%	
10011410 71010	Off Supp	8,738.37	6,000.00	6,000.00	1,484.08	6,000.00	6,000.00	.0%	
10011410 71010 70000	off Supp	.00	.00	.00	37.38	37.38	.00	.0%	

# CITY OF BLOOMINGTON, IL

## NEXT YEAR / CURRENT YEAR BUDGET ANALYSIS

ACCOUNTS FOR:			2023	2024	2024	2024	2024	2025	PCT
			ACTUAL	ORIG BUD	REVISED BUD	ACTUAL	PROJECTION	ADOPTED	CHANGE
Human Resources									
10011410	71017	Postage	1,991.06	2,500.00	2,500.00	788.52	2,000.00	2,500.00	.0%
10011410	71340	Telecom	9,002.94	8,700.00	8,700.00	6,111.97	8,700.00	8,700.00	.0%
10011410	71410	Books	2,346.37	750.00	750.00	1,031.96	1,031.96	1,200.00	60.0%
10011410	79120	Emp Relatn	30,159.45	36,200.00	36,200.00	1,112.64	36,000.00	41,500.00	14.6%
TOTAL Human Resources			1,853,385.32	2,135,654.59	2,179,904.59	1,536,712.77	2,160,979.31	2,368,813.11	8.7%
TOTAL REVENUE			-1,624.33	-1,000.00	-1,000.00	-2,462.06	-1,500.00	-1,000.00	.0%
TOTAL EXPENSE			1,855,009.65	2,136,654.59	2,180,904.59	1,539,174.83	2,162,479.31	2,369,813.11	8.7%
GRAND TOTAL			1,853,385.32	2,135,654.59	2,179,904.59	1,536,712.77	2,160,979.31	2,368,813.11	8.7%

# CITY OF BLOOMINGTON, IL

## PROJECTION 20255 / BUDGET ENTRY FUTURE YRS REPORT

ORG	OBJECT PROJ	DESC	2026	2027	2028	2029
10011410	Human Resources					
10011410	57990	Misc Rev	-1,000.00	-1,000.00	-1,000.00	-1,000.00
10011410	61100	Salary FT	1,168,148.61	1,209,033.81	1,251,349.99	1,295,147.25
10011410	61130	Salary SN	98,325.00	101,766.38	105,328.20	109,014.69
10011410	61150	Salary OT	7,245.00	7,498.58	7,761.03	8,032.66
10011410	62100	Dental Enh	3,886.00	3,886.00	3,886.00	3,886.00
10011410	62110	Group Life	884.00	884.00	884.00	884.00
10011410	62111	Enh Vision	1,035.00	1,035.00	1,035.00	1,035.00
10011410	62113	BCBS 60/12	44,471.70	46,695.29	49,030.05	51,481.55
10011410	62114	BCBS HSA	69,288.45	72,752.87	76,390.52	80,210.04
10011410	62115	RHS Contrb	7,000.00	7,000.00	7,000.00	7,000.00
10011410	62116	HSA City	9,200.00	9,200.00	9,200.00	9,200.00
10011410	62120	IMRF	86,868.59	89,908.99	93,055.80	96,312.75
10011410	62130	FICA	69,402.96	71,832.06	74,346.19	76,948.30
10011410	62140	Medicare	16,236.05	16,804.31	17,392.46	18,001.19
10011410	62200	Hlth Fac	150.00	150.00	150.00	150.00
10011410	62210	Tuit Reimb	75,000.00	75,000.00	80,000.00	80,000.00
10011410	62990	Othr Ben	30,080.00	30,080.00	30,080.00	30,080.00
10011410	70210	Oth Med Sv	232,000.00	232,000.00	247,800.00	247,800.00
10011410	70430	MFD Lease	2,500.00	2,500.00	2,500.00	2,500.00
10011410	70607	Recruite	146,000.00	146,000.00	153,000.00	153,000.00
10011410	70611	PrintBind	2,000.00	2,000.00	2,500.00	2,500.00
10011410	70631	Dues	3,915.00	3,915.00	4,328.00	4,328.00
10011410	70632	Pro Develp	58,800.00	58,800.00	62,200.00	62,200.00
10011410	70639	City Train	66,500.00	66,500.00	75,000.00	75,000.00
10011410	70690	Purch Serv	124,100.00	106,100.00	111,000.00	129,000.00
10011410	70702	WC Prem	7,817.92	8,052.46	8,294.03	8,542.85
10011410	70703	Liab Prem	13,705.05	14,116.20	14,539.69	14,975.88
10011410	70704	Prop Prem	10,361.91	10,672.76	10,992.95	11,322.74
10011410	70712	WC Claim	42,478.77	43,753.13	45,065.72	46,417.70
10011410	70713	Liab Claim	2,980.97	3,070.40	3,162.51	3,257.38
10011410	70714	Prop Claim	2,980.97	3,070.40	3,162.51	3,257.38
10011410	70720	Ins Admin	7,281.21	7,499.64	7,724.63	7,956.37
10011410	71010	Off Supp	6,000.00	6,000.00	6,000.00	6,000.00
10011410	71017	Postage	2,600.00	2,600.00	2,700.00	2,700.00
10011410	71340	Telecom	8,700.00	8,700.00	9,000.00	9,000.00
10011410	71410	Books	750.00	750.00	750.00	750.00
10011410	79120	Emp Relatn	43,800.00	43,800.00	46,200.00	46,200.00
TOTAL Human Resources			2,471,493.16	2,512,427.28	2,621,809.28	2,703,091.73
TOTAL REVENUE			-1,000.00	-1,000.00	-1,000.00	-1,000.00
TOTAL EXPENSE			2,472,493.16	2,513,427.28	2,622,809.28	2,704,091.73
GRAND TOTAL			2,471,493.16	2,512,427.28	2,621,809.28	2,703,091.73



## FINANCE-BILLING & COLLECTIONS/CASHIERS

(THE HUB)

10011510

10011520

10011530



### Purpose

The mission of the Finance Department is to promote the fiscal stability of the City by recommending policies and sustainable strategies to decision makers, implementing best practices in financial management and reporting, and providing accurate and unbiased information to the City's stakeholders. To execute this Mission, the Finance Department establishes financial management standards and monitors compliance to these standards based on federal, state, and local law, and generally accepted accounting standards. Additionally, the Department strives to present the data to the public in a format that is understandable and holds meaning for the community.

Main functions of the Finance Department are:

- Fiscal administration, reporting and compliance
- Budget development and monitoring
- Accounting and auditing services
- Debt and treasury management
- Local Business Tax Administration
- Long-term fiscal planning
- Utility Billing\* (water, sewer, storm water and refuse monthly billing)
- Collections\* - Payment Processing
- These functions and the related staff are the primary components of the City's Customer Service Department known as The Hub, a one-stop-shop where residents can conduct business with the City.

### FY 2025 Budget & Program Highlights

- Convert the filing of the City's required business tax returns, Food / Beverage, Local Motor Fuel Tax etc., to an online format. This will bring efficiencies in processing to both internal staff and our business community.
- Continue focus on automating accounting operations, importing of data etc. and standardizing processes where possible.
- Continue focus on providing excellent customer service in The Hub – with a goal of assisting / facilitating resident's doing business with the City.

## Funding Source

The Finance Department is primarily funded by General Fund revenues. However, some services such as Food and Beverage Tax collection is provided to the Town of Normal for a fee and operating expenses for the Billing and Collections areas of the Department are funded by the City's Enterprise Funds.

## What we accomplished in FY 2024

### Finance/Accounting

- Completed the FY 2023 annual City audit with an unmodified opinion and completed other required annual Regulatory filings such as TIF reports, Annual Financial Reports, Treasurer's Report and Unclaimed Property Report.
- Received the GFOA Certificate of Achievement for Excellence in Financial Reporting.

### Debt/Capital Management

- Strategically utilized surplus funds to pay cash for equipment for the General Fund, executing on a Council initiative.
- Strategically utilized surplus General Fund funds to subsidize the Water, Sewer, and Storm Water Funds in order to accelerate a combined sewer overflow (CSO) project without the burden of borrowing, saving those funds millions of dollars in interest costs.
- Facilitated a Moody's Rating Agency Review whereby the City's rating was upgraded from Aa2 to Aa1.

### Budget

- Received the GFOA Certificate of Achievement for Excellence in the Comprehensive Annual Budgetary Award for the 12th consecutive year.
- Successfully assisted department heads in managing budgets resulting in the sound financial execution of City services and Fund stability.

### Local Business Tax Administration

- Administered – collected over \$17M in local taxes such as Local Motor Fuel, Food/Beverage, Packaged Liquor, Hotel/Motel/Short Term Rental, Vehicle Use, Franchise and Amusement.
- Absorbed the processing of the City's Vehicle Use Tax administration, which had previously been executed by the Town of Normal

### Billing, Cashiers, The Hub

- Administered – billed over \$35M in utility related activity (water, sewer, storm water, garbage)
- Focused on integrating / optimizing interdepartmental communications and processes related to Hub services and utility residential account maintenance and interactions (for +30K utility accounts).

## Challenges:

Managing financial events that are out of the City's control always pose a challenge. These can take the form of an economic turmoil such as inflation to unfunded mandates by the State or Federal Government. Proper planning, sound reserves and cautious execution can help mitigate these threats.

# CITY OF BLOOMINGTON, IL

## NEXT YEAR / CURRENT YEAR BUDGET ANALYSIS

ACCOUNTS FOR:		2023	2024	2024	2024	2024	2025	PCT
		ACTUAL	ORIG BUD	REVISED BUD	ACTUAL	PROJECTION	ADOPTED	CHANGE
10011510	53350 Tn of Nrm1	-36,418.13	-36,057.96	-36,057.96	-30,285.00	-41,591.40	-42,839.14	18.8%
10011510	57985 Cash StOvr	-379.45	.00	.00	-11.45	.00	.00	.0%
10011510	57990 Misc Rev	-24,475.78	.00	.00	-4,487.87	-4,518.89	.00	.0%
10011510	61100 Salary FT	824,546.06	858,410.00	858,410.00	594,417.73	874,648.31	914,475.00	6.5%
10011510	61130 Salary SN	.00	.00	.00	2,975.00	10,000.00	.00	.0%
10011510	61150 Salary OT	8,939.08	15,000.00	15,000.00	4,840.23	7,000.00	7,000.00	-53.3%
10011510	61190 Othr Salry	9,631.68	.00	.00	2,599.80	2,599.80	.00	.0%
10011510	62100 Dental Enh	2,758.87	2,917.00	2,917.00	1,795.69	2,746.75	3,112.00	6.7%
10011510	62110 Group Life	737.23	748.00	748.00	477.20	729.20	748.00	.0%
10011510	62111 Enh Vision	1,025.01	1,046.00	1,046.00	681.80	989.36	978.00	-6.5%
10011510	62113 BCBS 60/12	66,331.31	69,415.00	69,415.00	45,334.34	65,215.16	78,968.00	13.8%
10011510	62114 BCBS HSA	44,031.00	44,311.00	44,311.00	29,224.78	44,840.34	46,082.00	4.0%
10011510	62115 RHS Contrb	2,244.24	2,500.00	2,500.00	1,750.80	2,326.52	2,400.00	-4.0%
10011510	62116 HSA City	7,400.00	6,200.00	6,200.00	-1,241.62	3,958.38	5,200.00	-16.1%
10011510	62117 DentalPPO	.00	.00	.00	143.08	.00	.00	.0%
10011510	62120 IMRF	81,058.40	59,223.00	59,223.00	39,246.15	59,974.80	68,323.00	15.4%
10011510	62130 FICA	48,722.26	50,874.00	50,874.00	35,188.05	51,124.67	53,833.00	5.8%
10011510	62140 Medicare	11,394.72	11,901.00	11,901.00	8,229.49	11,855.94	12,596.00	5.8%
10011510	62330 LIUNA Pen	1,902.66	1,872.00	1,872.00	1,124.89	1,700.89	1,872.00	.0%
10011510	62990 Othr Ben	18,053.18	7,020.00	7,020.00	5,374.66	7,289.61	7,620.00	8.5%
10011510	70090 Audit Sv	96,972.50	88,858.10	88,858.10	91,940.00	84,670.00	90,000.00	1.3%
10011510	70093 Bank Fees	72,263.40	80,000.00	80,000.00	50,398.35	80,000.00	80,000.00	.0%
10011510	70220 Oth PT sv	5,648.00	7,525.00	7,525.00	5,575.00	7,525.00	7,525.00	.0%
10011510	70430 MFD Lease	3,199.15	3,500.00	3,500.00	2,052.13	3,500.00	3,500.00	.0%
10011510	70610 Advertise	12,422.81	14,000.00	14,000.00	.00	14,000.00	20,000.00	42.9%
10011510	70611 PrintBind	65.00	1,200.00	1,200.00	1,078.75	1,200.00	1,200.00	.0%
10011510	70631 Dues	1,815.00	1,600.00	1,600.00	.00	1,700.00	1,700.00	6.3%
10011510	70632 Pro Develop	6,370.56	5,000.00	5,000.00	4,205.08	7,500.00	7,500.00	50.0%
10011510	70641 Temp Sv	133,674.80	133,000.00	133,000.00	86,983.60	136,000.00	136,000.00	2.3%
10011510	70660 Armord Car	9,758.15	8,100.00	8,100.00	8,100.00	11,000.00	11,000.00	35.8%
10011510	70690 Purch Serv	45,031.61	43,856.00	43,856.00	22,839.41	25,000.00	10,000.00	-77.2%
10011510	70702 WC Prem	4,890.15	5,627.81	5,627.81	5,627.81	5,627.81	5,626.95	.0%
10011510	70703 Liab Prem	6,482.05	9,266.62	9,266.62	9,266.62	9,266.62	9,864.21	6.4%
10011510	70704 Prop Prem	5,304.15	6,561.62	6,561.62	6,561.62	6,561.62	7,457.98	13.7%
10011510	70712 WC Claim	68,518.18	50,819.43	50,819.43	50,819.43	50,819.43	30,612.96	-39.8%
10011510	70713 Liab Claim	4,567.88	3,445.39	3,445.39	3,445.39	3,445.39	2,148.28	-37.6%
10011510	70714 Prop Claim	5,138.86	3,445.39	3,445.39	3,445.39	3,445.39	2,148.28	-37.6%
10011510	70720 Ins Admin	5,172.68	5,514.55	5,514.55	5,514.55	5,514.55	5,240.65	-5.0%
10011510	71010 Off Supp	7,580.41	6,000.00	6,000.00	3,177.43	6,000.00	6,000.00	.0%
10011510	71017 Postage	7,690.43	6,000.00	6,000.00	6,248.92	6,000.00	6,000.00	.0%
10011510	71340 Telecom	7,203.94	6,000.00	6,000.00	6,018.54	8,500.00	8,500.00	41.7%
10011510	71420 Periodicls	610.00	600.00	600.00	610.00	600.00	600.00	.0%
10011510	79150 Bad Debt	67,086.38	.00	.00	.00	.00	.00	.0%
10011510	79990 Othr Exp	102.08	1,000.00	1,000.00	514.48	1,000.00	1,000.00	.0%
TOTAL Finance		1,645,070.51	1,586,298.95	1,586,298.95	1,111,800.25	1,579,765.25	1,613,992.17	1.7%
TOTAL REVENUE		-61,273.36	-36,057.96	-36,057.96	-34,784.32	-46,110.29	-42,839.14	18.8%
TOTAL EXPENSE		1,706,343.87	1,622,356.91	1,622,356.91	1,146,584.57	1,625,875.54	1,656,831.31	2.1%
GRAND TOTAL		1,645,070.51	1,586,298.95	1,586,298.95	1,111,800.25	1,579,765.25	1,613,992.17	1.7%

# CITY OF BLOOMINGTON, IL

## PROJECTION 20255 / BUDGET ENTRY FUTURE YRS REPORT

ORG	OBJECT PROJ	DESC	2026	2027	2028	2029
10011510	Finance					
10011510	53350	Tn of Nrm1	-44,124.32	-45,448.05	-46,811.49	-48,215.83
10011510	61100	Salary FT	946,481.63	979,608.48	1,013,894.78	1,049,381.10
10011510	61150	Salary OT	7,245.00	7,498.58	7,761.03	8,032.66
10011510	62100	Dental Enh	3,112.00	3,112.00	3,112.00	3,112.00
10011510	62110	Group Life	748.00	748.00	748.00	748.00
10011510	62111	Enh Vision	978.00	978.00	978.00	978.00
10011510	62113	BCBS 60/12	82,916.40	87,062.22	91,415.33	95,986.10
10011510	62114	BCBS HSA	48,386.10	50,805.41	53,345.68	56,012.96
10011510	62115	RHS Contrb	2,400.00	2,400.00	2,400.00	2,400.00
10011510	62116	HSA City	5,200.00	5,200.00	5,200.00	5,200.00
10011510	62120	IMRF	70,714.31	73,189.31	75,750.93	78,402.21
10011510	62130	FICA	55,717.16	57,667.26	59,685.61	61,774.61
10011510	62140	Medicare	13,036.86	13,493.15	13,965.41	14,454.20
10011510	62330	LIUNA Pen	1,872.00	1,872.00	1,872.00	1,872.00
10011510	62990	Othr Ben	7,620.00	7,620.00	7,620.00	7,620.00
10011510	70090	Audit Sv	100,000.00	100,000.00	100,000.00	100,000.00
10011510	70093	Bank Fees	80,000.00	80,000.00	80,000.00	80,000.00
10011510	70220	Oth PT Sv	7,525.00	7,525.00	7,525.00	7,525.00
10011510	70430	MFD Lease	3,500.00	3,500.00	3,500.00	3,500.00
10011510	70610	Advertise	14,000.00	14,000.00	14,000.00	14,000.00
10011510	70611	PrintBind	500.00	500.00	500.00	500.00
10011510	70631	Dues	1,700.00	1,700.00	1,700.00	1,700.00
10011510	70632	Pro Develop	7,500.00	7,500.00	7,500.00	7,500.00
10011510	70641	Temp Sv	136,000.00	136,000.00	136,000.00	136,000.00
10011510	70660	Armord Car	11,000.00	11,000.00	11,000.00	11,000.00
10011510	70690	Purch Serv	10,000.00	10,000.00	10,000.00	10,000.00
10011510	70702	WC Prem	5,795.75	5,969.63	6,148.72	6,333.18
10011510	70703	Liab Prem	10,160.13	10,464.94	10,778.89	11,102.25
10011510	70704	Prop Prem	7,681.72	7,912.17	8,149.54	8,394.02
10011510	70712	WC Claim	31,531.35	32,477.29	33,451.61	34,455.15
10011510	70713	Liab Claim	2,212.73	2,279.11	2,347.48	2,417.91
10011510	70714	Prop Claim	2,212.73	2,279.11	2,347.48	2,417.91
10011510	70720	Ins Admin	5,397.87	5,559.80	5,726.60	5,898.39
10011510	71010	Off Supp	6,000.00	6,000.00	6,000.00	6,000.00
10011510	71017	Postage	6,000.00	6,000.00	6,000.00	6,000.00
10011510	71340	Telecom	7,200.00	7,200.00	7,200.00	7,200.00
10011510	71420	Periodicls	600.00	600.00	600.00	600.00
10011510	79990	Othr Exp	1,000.00	1,000.00	1,000.00	1,000.00
TOTAL Finance			1,659,820.42	1,705,273.41	1,752,412.60	1,801,301.82
TOTAL REVENUE			-44,124.32	-45,448.05	-46,811.49	-48,215.83
TOTAL EXPENSE			1,703,944.74	1,750,721.46	1,799,224.09	1,849,517.65
GRAND TOTAL			1,659,820.42	1,705,273.41	1,752,412.60	1,801,301.82

# CITY OF BLOOMINGTON, IL

## NEXT YEAR / CURRENT YEAR BUDGET ANALYSIS

ACCOUNTS FOR:			PROJECTION: 20255 FY 2025 BUDGET MASTER LEVEL 5					FOR PERIOD 12	
2023	2024	2024	2024	2024	2024	2025	PCT		
ACTUAL	ORIG BUD	REVISED BUD	ACTUAL	PROJECTION	ADOPTED	CHANGE			
10011520 61100	Salary FT	252,993.51	287,998.00	287,998.00	187,628.34	280,000.00	320,203.00	11.2%	
10011520 61150	Salary OT	1,079.16	3,000.00	3,000.00	135.74	1,000.00	2,000.00	-33.3%	
10011520 61190	Othr Salry	3,763.02	.00	.00	.00	.00	.00	.0%	
10011520 62100	Dental Enh	1,043.81	1,548.00	1,548.00	591.19	952.89	1,160.00	-25.1%	
10011520 62110	Group Life	354.85	408.00	408.00	255.20	395.20	408.00	.0%	
10011520 62111	Enh Vision	399.26	406.00	406.00	286.63	441.25	474.00	16.7%	
10011520 62113	BCBS 60/12	28,772.94	33,906.00	33,906.00	26,043.57	41,220.98	48,820.00	44.0%	
10011520 62114	BCBS HSA	6,253.38	6,292.00	6,292.00	4,168.97	6,104.87	6,544.00	4.0%	
10011520 62116	HSA City	1,200.00	1,200.00	1,200.00	.00	2,400.00	2,400.00	100.0%	
10011520 62117	DentalPPO	.00	.00	.00	15.76	.00	.00	.0%	
10011520 62120	IMRF	22,111.64	19,733.00	19,733.00	12,783.25	20,123.25	23,815.00	20.7%	
10011520 62130	FICA	15,019.72	16,936.00	16,936.00	10,817.19	16,520.19	18,796.00	11.0%	
10011520 62140	Medicare	3,512.67	3,963.00	3,963.00	2,529.88	3,863.65	4,398.00	11.0%	
10011520 62330	LIUNA Pen	3,084.12	3,744.00	3,744.00	2,189.72	3,615.77	3,744.00	.0%	
10011520 62990	Othr Ben	3,151.52	3,600.00	3,600.00	2,814.96	4,160.12	3,600.00	.0%	
10011520 70420	Rentals	.00	4,362.12	4,362.12	3,271.59	4,362.12	4,362.12	.0%	
10011520 70611	PrintBind	.00	.00	.00	130.00	130.00	.00	.0%	
10011520 70632	Pro Develp	2,323.66	2,500.00	2,500.00	339.08	2,500.00	2,500.00	.0%	
10011520 70642	Recdng Fee	5,531.25	5,000.00	5,000.00	12,601.50	14,000.00	10,000.00	100.0%	
10011520 70690	Purch Serv	.00	250.00	250.00	.00	250.00	250.00	.0%	
10011520 70702	WC Prem	1,638.19	1,905.63	1,905.63	1,905.63	1,905.63	2,035.63	6.8%	
10011520 70703	Liab Prem	2,171.48	3,137.76	3,137.76	3,137.76	3,137.76	3,568.51	13.7%	
10011520 70704	Prop Prem	1,776.88	2,221.82	2,221.82	2,221.82	2,221.82	2,698.03	21.4%	
10011520 70712	WC Claim	10,163.45	10,780.75	10,780.75	10,780.75	10,780.75	11,048.24	2.5%	
10011520 70713	Liab Claim	677.56	730.90	730.90	730.90	730.90	775.32	6.1%	
10011520 70714	Prop Claim	762.26	730.90	730.90	730.90	730.90	775.32	6.1%	
10011520 70720	Ins Admin	1,732.84	1,867.28	1,867.28	1,867.28	1,867.28	1,895.88	1.5%	
10011520 71010	Off Supp	5,162.80	2,500.00	2,500.00	3,227.35	5,000.00	5,000.00	100.0%	
10011520 71340	Telecom	2,253.65	2,200.00	2,200.00	1,741.35	2,600.00	2,600.00	18.2%	
10011520 79990	Othr Exp	147.92	.00	.00	188.79	500.00	500.00	.0%	
TOTAL Collections			377,081.54	420,921.16	420,921.16	293,135.10	431,515.33	484,371.05	15.1%
TOTAL REVENUE			.00	.00	.00	.00	.00	.00	.0%
TOTAL EXPENSE			377,081.54	420,921.16	420,921.16	293,135.10	431,515.33	484,371.05	15.1%
GRAND TOTAL			377,081.54	420,921.16	420,921.16	293,135.10	431,515.33	484,371.05	15.1%

# CITY OF BLOOMINGTON, IL

## PROJECTION 20255 / BUDGET ENTRY FUTURE YRS REPORT

ORG	OBJECT PROJ	DESC	2026	2027	2028	2029
10011520	Collections					
10011520	61100	Salary FT	331,410.11	343,009.46	355,014.79	367,440.31
10011520	61150	Salary OT	2,070.00	2,142.45	2,217.44	2,295.05
10011520	62100	Dental Enh	1,160.00	1,160.00	1,160.00	1,160.00
10011520	62110	Group Life	408.00	408.00	408.00	408.00
10011520	62111	Enh Vision	474.00	474.00	474.00	474.00
10011520	62113	BCBS 60/12	51,261.00	53,824.05	56,515.25	59,341.02
10011520	62114	BCBS HSA	6,871.20	7,214.76	7,575.50	7,954.27
10011520	62116	HSA City	2,400.00	2,400.00	2,400.00	2,400.00
10011520	62120	IMRF	24,648.53	25,511.22	26,404.12	27,328.26
10011520	62130	FICA	19,453.86	20,134.75	20,839.46	21,568.84
10011520	62140	Medicare	4,551.93	4,711.25	4,876.14	5,046.81
10011520	62330	LIUNA Pen	3,744.00	3,744.00	3,744.00	3,744.00
10011520	62990	Othr Ben	3,600.00	3,600.00	3,600.00	3,600.00
10011520	70420	Rentals	4,362.12	4,362.12	4,362.12	4,362.12
10011520	70632	Pro Develp	2,500.00	2,500.00	2,500.00	2,500.00
10011520	70642	Recdng Fee	10,000.00	10,000.00	10,000.00	10,000.00
10011520	70690	Purch Serv	250.00	250.00	250.00	250.00
10011520	70702	WC Prem	2,096.69	2,159.59	2,224.38	2,291.11
10011520	70703	Liab Prem	3,675.57	3,785.84	3,899.41	4,016.39
10011520	70704	Prop Prem	2,778.97	2,862.34	2,948.21	3,036.65
10011520	70712	WC Claim	11,379.69	11,721.08	12,072.71	12,434.89
10011520	70713	Liab Claim	798.57	822.53	847.21	872.62
10011520	70714	Prop Claim	798.57	822.53	847.21	872.62
10011520	70720	Ins Admin	1,952.75	2,011.34	2,071.68	2,133.83
10011520	71010	Off Supp	5,000.00	5,000.00	5,000.00	5,000.00
10011520	71340	Telecom	2,600.00	2,600.00	2,600.00	2,600.00
10011520	79990	Othr Exp	500.00	500.00	500.00	500.00
TOTAL Collections			500,745.56	517,731.31	535,351.63	553,630.79
TOTAL REVENUE			.00	.00	.00	.00
TOTAL EXPENSE			500,745.56	517,731.31	535,351.63	553,630.79
GRAND TOTAL			500,745.56	517,731.31	535,351.63	553,630.79

# CITY OF BLOOMINGTON, IL

## NEXT YEAR / CURRENT YEAR BUDGET ANALYSIS

ACCOUNTS FOR:		2023	2024	2024	2024	2024	2025	PCT
Billing		ACTUAL	ORIG BUD	REVISED BUD	ACTUAL	PROJECTION	ADOPTED	CHANGE
10011530 54116	Leak Protc	-50,099.26	-49,500.00	-49,500.00	-34,967.06	-52,000.00	-52,000.00	5.1%
10011530 61100	Salary FT	224,810.88	249,596.00	249,596.00	166,630.72	243,487.62	257,285.00	3.1%
10011530 61150	Salary OT	7,672.27	4,000.00	4,000.00	1,505.31	2,572.79	4,000.00	.0%
10011530 61190	Othr Salry	2,281.43	.00	.00	.00	.00	.00	.0%
10011530 62100	Dental Enh	1,238.97	1,359.00	1,359.00	952.17	1,534.87	1,554.00	14.3%
10011530 62110	Group Life	315.30	340.00	340.00	219.10	334.00	340.00	.0%
10011530 62111	Enh Vision	432.51	462.00	462.00	316.64	490.54	495.00	7.1%
10011530 62113	BCBS 60/12	20,333.44	20,433.00	20,433.00	21,805.33	34,311.73	35,261.00	72.6%
10011530 62114	BCBS HSA	9,885.54	12,584.00	12,584.00	4,458.64	6,367.01	6,544.00	-48.0%
10011530 62116	HSA City	1,200.00	2,400.00	2,400.00	.00	2,400.00	2,400.00	.0%
10011530 62117	DentalPPO	.00	.00	.00	39.50	.00	.00	.0%
10011530 62120	IMRF	20,185.08	17,197.00	17,197.00	11,448.76	17,309.60	19,312.00	12.3%
10011530 62130	FICA	13,593.09	14,868.00	14,868.00	9,617.38	14,089.28	14,808.00	-.4%
10011530 62140	Medicare	3,179.11	3,479.00	3,479.00	2,249.23	3,295.01	3,466.00	-.4%
10011530 62330	LIUNA Pen	3,378.42	3,744.00	3,744.00	2,489.07	3,731.72	3,744.00	.0%
10011530 62990	Othr Ben	2,967.20	4,200.00	4,200.00	1,918.23	3,518.23	5,400.00	28.6%
10011530 70093	Bank Fees	35,691.78	37,500.00	37,500.00	21,305.39	33,000.00	35,000.00	-6.7%
10011530 70095	CC Fees	449,750.58	465,000.00	465,000.00	219,499.75	335,000.00	400,000.00	-14.0%
10011530 70611	PrintBind	34,460.16	37,000.00	37,000.00	24,398.36	35,000.00	35,000.00	-5.4%
10011530 70632	Pro Develp	.00	1,000.00	1,000.00	.00	1,000.00	1,000.00	.0%
10011530 70641	Temp Sv	29,097.11	40,000.00	40,000.00	.00	10,000.00	10,000.00	-75.0%
10011530 70690	Purch Serv	177,484.24	160,000.00	160,000.00	124,387.61	185,000.00	185,000.00	15.6%
10011530 70702	WC Prem	1,453.34	1,660.21	1,660.21	1,660.21	1,660.21	1,640.25	-1.2%
10011530 70703	Liab Prem	1,926.45	2,733.66	2,733.66	2,733.66	2,733.66	2,875.41	5.2%
10011530 70704	Prop Prem	1,576.38	1,935.69	1,935.69	1,935.69	1,935.69	2,174.00	12.3%
10011530 70712	WC Claim	9,016.63	9,392.35	9,392.35	9,392.35	9,392.35	8,902.38	-5.2%
10011530 70713	Liab Claim	601.11	636.77	636.77	636.77	636.77	624.73	-1.9%
10011530 70714	Prop Claim	676.25	636.77	636.77	636.77	636.77	624.73	-1.9%
10011530 70720	Ins Admin	1,537.31	1,626.80	1,626.80	1,626.80	1,626.80	1,527.65	-6.1%
10011530 71010	Off Supp	1,615.32	1,500.00	1,500.00	930.96	1,500.00	1,500.00	.0%
10011530 71017	Postage	100,967.16	110,000.00	110,000.00	73,333.36	105,000.00	105,000.00	-4.5%
10011530 71340	Telecom	2,966.02	3,000.00	3,000.00	1,847.67	3,000.00	3,000.00	.0%
TOTAL Billing		1,110,193.82	1,158,784.25	1,158,784.25	673,008.37	1,008,564.65	1,096,478.15	-5.4%
TOTAL REVENUE		-50,099.26	-49,500.00	-49,500.00	-34,967.06	-52,000.00	-52,000.00	5.1%
TOTAL EXPENSE		1,160,293.08	1,208,284.25	1,208,284.25	707,975.43	1,060,564.65	1,148,478.15	-4.9%
GRAND TOTAL		1,110,193.82	1,158,784.25	1,158,784.25	673,008.37	1,008,564.65	1,096,478.15	-5.4%

# CITY OF BLOOMINGTON, IL

## PROJECTION 20255 / BUDGET ENTRY FUTURE YRS REPORT

ORG	OBJECT PROJ	DESC	2026	2027	2028	2029
10011530	Billing					
10011530	54116	Leak Protc	-52,000.00	-52,000.00	-52,000.00	-52,000.00
10011530	61100	Salary FT	266,289.98	275,610.12	285,256.48	295,240.46
10011530	61150	Salary OT	4,140.00	4,284.90	4,434.87	4,590.09
10011530	62100	Dental Enh	1,554.00	1,554.00	1,554.00	1,554.00
10011530	62110	Group Life	340.00	340.00	340.00	340.00
10011530	62111	Enh Vision	495.00	495.00	495.00	495.00
10011530	62113	BCBS 60/12	37,024.05	38,875.25	40,819.02	42,859.97
10011530	62114	BCBS HSA	6,871.20	7,214.76	7,575.50	7,954.27
10011530	62116	HSA City	2,400.00	2,400.00	2,400.00	2,400.00
10011530	62120	IMRF	19,987.92	20,687.50	21,411.56	22,160.96
10011530	62130	FICA	15,326.28	15,862.70	16,417.89	16,992.52
10011530	62140	Medicare	3,587.31	3,712.87	3,842.82	3,977.31
10011530	62330	LIUNA Pen	3,744.00	3,744.00	3,744.00	3,744.00
10011530	62990	Othr Ben	5,400.00	5,400.00	5,400.00	5,400.00
10011530	70093	Bank Fees	35,000.00	35,000.00	35,000.00	35,000.00
10011530	70095	CC Fees	448,000.00	501,760.00	526,848.00	553,190.40
10011530	70611	PrintBind	35,000.00	35,000.00	35,000.00	35,000.00
10011530	70632	Pro Develp	1,000.00	1,000.00	1,000.00	1,000.00
10011530	70641	Temp Sv	10,000.00	10,000.00	10,000.00	10,000.00
10011530	70690	Purch Serv	185,000.00	185,000.00	185,000.00	185,000.00
10011530	70702	WC Prem	1,689.46	1,740.14	1,792.35	1,846.12
10011530	70703	Liab Prem	2,961.68	3,050.53	3,142.04	3,236.30
10011530	70704	Prop Prem	2,239.22	2,306.40	2,375.59	2,446.86
10011530	70712	WC Claim	9,169.45	9,444.54	9,727.87	10,019.71
10011530	70713	Liab Claim	643.47	662.77	682.66	703.14
10011530	70714	Prop Claim	643.47	662.77	682.66	703.14
10011530	70720	Ins Admin	1,573.48	1,620.68	1,669.30	1,719.38
10011530	71010	Off Supp	1,500.00	1,500.00	1,500.00	1,500.00
10011530	71017	Postage	105,000.00	105,000.00	105,000.00	105,000.00
10011530	71340	Telecom	3,000.00	3,000.00	3,000.00	3,000.00
TOTAL Billing			1,157,579.97	1,224,928.93	1,264,111.61	1,305,073.63
TOTAL REVENUE			-52,000.00	-52,000.00	-52,000.00	-52,000.00
TOTAL EXPENSE			1,209,579.97	1,276,928.93	1,316,111.61	1,357,073.63
GRAND TOTAL			1,157,579.97	1,224,928.93	1,264,111.61	1,305,073.63



# INFORMATION TECHNOLOGY

## 10011610



### Purpose

The Information Technology department provides the following inventory of programs and services for all City departments:

- Shared Common Technology Infrastructure
  - Network infrastructure, including local area networks, wide area networks, fiber backbone connections throughout the city, wireless point-to-point networks (for remote connectivity) and wireless networks for client access
  - Roughly 150 Physical and virtual (cloud) servers and over 600TB of storage technology to support enterprise applications, video, and file storage.
  - End user desktop, laptop and tablet computers, mobile phones, printers and other peripherals, productivity software and many applications specific to a department or end user.
- City-wide Enterprise Business Applications
  - Financials, Human Resources, Payroll, Utility Billing, Public Safety, Parks, Public Works, Community Development, GIS, Web Services, Email, Parking Management, Physical Access Control, Video Surveillance, City Web Sites, Citizen Engagement Applications, Smart City technology, Social Media, and other departmental specific applications.
- Information Security
  - Enterprise Data Backup/Redundancy/Recovery, Disaster Recovery, Business Continuity, Cybersecurity Oversight, Management and Communication of Security Policies and Procedures.
- IT Strategic Plan development, planning and communication.
- Manage and communicate the use of standard Information Technology principles and best practices.
- Unified Communications
  - LAN/WAN network design and implementation, Internet connectivity and security, Structured Cabling Systems, City-wide Voice over Internet Protocol (VoIP) telephone system, Cellular phones for roughly 300 City users, Mobile Computing Devices, Mobile data network supporting Fire, Police, Community Development, Water, and other operational departments Email.

### FY 2025 Budget & Program Highlights

- Develop the 2025-2028 IT Strategic Plan to continue the maturity of our department and communicate the roadmap for how we plan to achieve it.
- Additional Tier 1 and Tier 2 support resources to increase our level of service and provide more responsive and proactive support in the most cost-effective manner.
- Continued implementation of video surveillance technologies in strategic locations throughout the City.

- Begin implementation of Enterprise Asset Management (EAM) module. Includes work orders, inventory fleet management, facilities management.
- Continued replacement of aging City servers, desktop and laptop computers, network equipment, network printers and storage.
- Implement or upgrade multiple new or replacement applications city-wide to improve departmental efficiencies and advocate for sun-setting obsolete software.
- Add technology to increase resident outreach and communication through website, social media, and enhanced applications.

## What we accomplished in FY 2024

- Leveraging ITIL best practices, we have continued to build out our Information Technology Service Management (ITSM) methodologies to include contract and software management tracking.
- Implemented a new Information Technology Financial Model (ITFM) to better evaluate and communicate IT spending to the various audiences within our organization.
- We have hired for all vacancies and new positions in the department. This was accomplished with both internal promotions and great external hires.
- Completed or have made significant progress on the top 25 high-priority initiatives outlined in the current IT Strategic Plan.
- Completed core network infrastructure upgrades to both the City Hall and Government Center data centers.
- Completed the upgrade and migration of our virtual environment platform to enable enhanced redundancy and ability to grow as projected in the next 3 years. This environment currently manages over 75% of our server/compute resources.
- Completed the update of our on-premises storage environment to increase support, performance, and resilience.
- Implemented a new Enterprise Backup Strategy that leverages on-premises and cloud storage, as well as off-site media. This ensures timely backup of our critical data and allows us to meet several record retention and data security requirements.
- Continue work on the new Data Governance Policy. This is a multi-year initiative to better understand the data we use and keep. This policy will then enable us to manage the life cycle of that data more efficiently.
- Completed the upgrade and migration of the MUNIS ERP system from on-premises to Tyler SaaS (cloud). Key benefits include substantial improvements to the areas of System Administration, Disaster Recovery, and license flexibility.
- Completed several network fiber infrastructure upgrades and repairs, including City Hall to Government Center, Water Division Street, Lake Bloomington water treatment plant, and several locations across the City for public safety cameras and sensors.
- Continue to enhance our security posture through security awareness training for all City staff to learn about how to identify potentially malicious or suspicious activity. This system manages the continual training and simulated phishing attacks for staff.

## Challenges

- **Technological Pervasiveness and Staffing Level** – Almost every initiative, or project, within the City organization includes a technological component. Most initiatives depend heavily on technology for their success. The importance of technology in key projects and initiatives throughout all City departments continues to demand more IT staff time. While new initiatives require more staff time, the current systems also continue to need to be maintained. This continues to challenge IT resources.
- **Project Management: Managing Expectation in Technology Adoption** – The Information Technology department is always in the middle of multiple implementations. Each project's implementation is important as it is typically replacing a paper-based system or improving efficiency of an existing electronic system. This requires prioritization and management of the schedule while also finding ways to use outside resources wherever possible. We will reference the IT Strategic Plan for guiding principles and initiatives to prioritize our work and are implementing Project Portfolio best practices to track the progress of the various initiatives.
- **Cybersecurity Preparedness** – The possibility of data security breach is ever present. Staff continues to seek ways of mitigating these risks. The threat landscape is changing at an incredible pace, which will require new and innovative approaches for protecting the City's resources. This will include leveraging our partnerships with Federal and State agencies that specialize in the education, detection, and response to these risks.
- **Aging Infrastructure** – During FY 2024, we made significant progress upgrading key components of the City's network infrastructure. These upgrades will allow us to plan for future growth and capabilities. This year we are now caught up with our end user computing equipment depreciation cycle which will greatly minimize outdated hardware for City staff.
- **Exponential Data Growth** – IT expects the City's data volume to grow exponentially this year due to ever increasing various forms of video and high-resolution photography. Police body-worn and in-car cameras, high resolution GIS images, video surveillance and the sewer video inventory project are examples. Managing and protecting this data will require more infrastructure and management, both on premise and cloud based. We continue to explore additional ways to promote better data retention and management policies including the development of new Data Governance policies.
- **The MUNIS ERP system** underwent a significant transition in October 2023, shifting from an on-premises setup to the Tyler Cloud platform. This migration represented a substantial project, demanding the concerted efforts of a sizable team within the City Staff. The process involved meticulous planning, extensive coordination, and the dedicated commitment of multiple individuals working collaboratively to ensure a smooth and successful transfer of the system.

## Fun Facts

The Information Technology department, currently staffed by 19 full-time employees and 4 contracted workers, is tasked with managing, and maintaining more than 3,000 individual computing and communications devices along with over 100 different software applications. These resources are spread across 40 locations in the Bloomington/Normal area.

# CITY OF BLOOMINGTON, IL

## NEXT YEAR / CURRENT YEAR BUDGET ANALYSIS

ACCOUNTS FOR:		2023	2024	2024	2024	2024	2025	PCT	
Information	Technology	ACTUAL	ORIG BUD	REVISED BUD	ACTUAL	PROJECTION	ADOPTED	CHANGE	
10011610	54410	CS Charge	-14,020.04	-7,500.00	-7,500.00	-17,278.51	-12,500.00	-12,500.00	66.7%
10011610	54990	Othr Chgs	-163,318.58	-132,000.00	-132,000.00	-87,775.99	-132,000.00	-132,000.00	.0%
10011610	57114	Equip Sale	-1,327.00	.00	.00	-550.00	-600.00	-500.00	.0%
10011610	57990	Misc Rev	-70.00	.00	.00	.00	.00	.00	.0%
10011610	61100	Salary FT	1,057,220.50	1,442,608.00	1,442,608.00	943,581.99	1,410,937.17	1,593,606.00	10.5%
10011610	61130	Salary SN	.00	.00	.00	4,461.00	5,000.00	.00	.0%
10011610	61150	Salary OT	538.66	5,000.00	5,000.00	1,549.26	3,000.00	3,000.00	-40.0%
10011610	61190	Othr Salry	3,162.01	.00	.00	8,259.51	8,259.51	.00	.0%
10011610	62100	Dental Enh	3,876.30	6,222.00	6,222.00	2,567.26	3,999.49	4,471.00	-28.1%
10011610	62110	Group Life	929.89	1,292.00	1,292.00	760.62	1,130.40	1,292.00	.0%
10011610	62111	Enh Vision	1,143.75	1,743.00	1,743.00	790.54	1,136.17	1,114.00	-36.1%
10011610	62113	BCBS 60/12	48,811.53	132,977.00	132,977.00	35,534.57	55,375.81	72,121.00	-45.8%
10011610	62114	BCBS HSA	87,658.13	82,000.00	82,000.00	60,715.79	83,866.03	92,164.00	12.4%
10011610	62115	RHS Contrb	5,655.47	7,000.00	7,000.00	4,430.59	6,370.38	7,500.00	7.1%
10011610	62116	HSA City	12,200.00	12,400.00	12,400.00	1,385.94	17,069.27	16,000.00	29.0%
10011610	62117	DentalPPO	.00	.00	.00	215.18	.00	.00	.0%
10011610	62120	IMRF	90,258.51	98,156.00	98,156.00	64,997.51	91,918.36	118,221.00	20.4%
10011610	62130	FICA	61,442.73	84,095.00	84,095.00	56,469.56	77,617.62	94,602.00	12.5%
10011610	62140	Medicare	14,369.79	19,673.00	19,673.00	13,206.78	18,152.79	22,130.00	12.5%
10011610	62200	Hlth Fac	.00	.00	.00	150.00	.00	.00	.0%
10011610	62990	Othr Ben	11,124.07	13,200.00	13,200.00	9,195.24	13,681.85	15,240.00	15.5%
10011610	70220	Oth PT Sv	156,823.14	175,000.00	175,000.00	43,925.67	125,000.00	175,000.00	.0%
10011610	70430	MFD Lease	1,709.11	2,000.00	2,000.00	1,365.04	2,336.00	2,500.00	25.0%
10011610	70510	RepMaint B	38,483.65	65,000.00	65,000.00	24,419.06	50,000.00	50,000.00	-23.1%
10011610	70510	15000 RepMaint B	300.00	.00	.00	150.00	150.00	.00	.0%
10011610	70520	RepMaint V	6.00	400.00	400.00	52.85	100.00	100.00	-75.0%
10011610	70530	RepMaint O	1,945,092.07	2,002,632.85	2,012,332.85	1,558,973.20	2,002,632.85	2,300,000.00	14.3%
10011610	70611	PrintBind	.00	100.00	100.00	.00	.00	.00	.0%
10011610	70630	Travel	698.49	.00	.00	.00	.00	.00	.0%
10011610	70631	Dues	2,560.00	2,300.00	2,300.00	620.00	2,645.00	4,000.00	73.9%
10011610	70632	Pro Develp	10,621.22	20,000.00	20,000.00	9,663.65	15,000.00	15,000.00	-25.0%
10011610	70641	Temp Sv	158,839.92	200,000.00	200,000.00	115,704.74	175,000.00	175,000.00	-12.5%
10011610	70702	WC Prem	9,618.47	9,453.99	9,453.99	9,453.99	9,453.99	9,537.39	.9%
10011610	70703	Liab Prem	12,749.60	15,566.72	15,566.72	15,566.72	15,566.72	16,719.34	7.4%
10011610	70704	Prop Prem	10,432.77	11,022.67	11,022.67	11,022.67	11,022.67	12,640.91	14.7%
10011610	70712	WC Claim	67,287.12	58,604.27	58,604.27	58,604.27	58,604.27	54,842.44	-6.4%
10011610	70713	Liab Claim	4,485.81	3,973.17	3,973.17	3,973.17	3,973.17	3,848.59	-3.1%
10011610	70714	Prop Claim	5,046.53	3,973.17	3,973.17	3,973.17	3,973.17	3,848.59	-3.1%
10011610	70720	Ins Admin	10,174.20	9,263.73	9,263.73	9,263.73	8,882.64	8,882.64	-4.1%
10011610	71010	Off Supp	352,890.56	315,000.00	315,000.00	232,597.93	317,000.00	325,000.00	3.2%
10011610	71017	Postage	25.03	100.00	100.00	1.22	25.00	25.00	-75.0%
10011610	71070	Fuel	222.05	510.90	510.90	120.73	300.00	300.00	-41.3%
10011610	71340	Telecom	194,975.42	225,000.00	225,000.00	138,090.25	206,000.00	225,000.00	.0%
10011610	72120	CO Comp Eq	556,142.80	895,000.00	895,000.00	204,152.36	750,000.00	1,845,000.00	106.1%

# CITY OF BLOOMINGTON, IL

## NEXT YEAR / CURRENT YEAR BUDGET ANALYSIS

ACCOUNTS FOR:		2023	2024	2024	2024	2024	2025	PCT
		ACTUAL	ORIG BUD	REVISED BUD	ACTUAL	PROJECTION	ADOPTED	CHANGE
Information Technology								
10011610 73401	Lease Prin	337,707.59	246,394.52	246,394.52	210,948.29	246,394.52	151,405.15	-38.6%
10011610 73701	Lease Int	14,616.16	6,155.75	6,155.75	5,359.95	6,155.75	1,635.79	-73.4%
10011610 79150	Bad Debt	1.00	.00	.00	.00	.00	.00	.0%
10011610 79990	Othr Exp	8.00	.00	.00	.00	.00	.00	.0%
TOTAL Information Technology		5,111,172.43	6,034,317.74	6,044,017.74	3,760,669.50	5,663,011.69	7,276,746.84	20.4%
TOTAL REVENUE		-178,735.62	-139,500.00	-139,500.00	-105,604.50	-145,100.00	-145,000.00	3.9%
TOTAL EXPENSE		5,289,908.05	6,173,817.74	6,183,517.74	3,866,274.00	5,808,111.69	7,421,746.84	20.0%
GRAND TOTAL		5,111,172.43	6,034,317.74	6,044,017.74	3,760,669.50	5,663,011.69	7,276,746.84	20.4%

# CITY OF BLOOMINGTON, IL

## PROJECTION 20255 / BUDGET ENTRY FUTURE YRS REPORT

ORG	OBJECT PROJ	DESC	2026	2027	2028	2029
10011610	Information Technology					
10011610	54410	CS Charge	-7,500.00	-7,500.00	-7,500.00	-7,500.00
10011610	54990	Othr Chgs	-156,500.00	-156,500.00	-156,500.00	-156,500.00
10011610	57114	Equip Sale	-500.00	-500.00	-500.00	-500.00
10011610	61100	Salary FT	1,649,382.21	1,707,110.59	1,766,859.46	1,828,699.54
10011610	61150	Salary OT	3,105.00	3,213.68	3,326.15	3,442.57
10011610	62100	Dental Enh	4,471.00	4,471.00	4,471.00	4,471.00
10011610	62110	Group Life	1,292.00	1,292.00	1,292.00	1,292.00
10011610	62111	Enh Vision	1,114.00	1,114.00	1,114.00	1,114.00
10011610	62113	BCBS 60/12	75,727.05	79,513.40	83,489.07	87,663.53
10011610	62114	BCBS HSA	96,772.20	101,610.81	106,691.35	112,025.92
10011610	62115	RHS Contrb	7,500.00	7,500.00	7,500.00	7,500.00
10011610	62116	HSA City	16,000.00	16,000.00	16,000.00	16,000.00
10011610	62120	IMRF	122,358.74	126,641.29	131,073.74	135,661.32
10011610	62130	FICA	97,913.07	101,340.03	104,886.93	108,557.97
10011610	62140	Medicare	22,904.55	23,706.21	24,535.93	25,394.68
10011610	62990	Othr Ben	15,240.00	15,240.00	15,240.00	15,240.00
10011610	70220	Oth PT Sv	175,000.00	175,000.00	175,000.00	175,000.00
10011610	70430	MFD Lease	2,500.00	2,500.00	2,500.00	2,500.00
10011610	70510	RepMaint B	80,000.00	85,000.00	90,000.00	95,000.00
10011610	70520	RepMaint V	515.00	530.45	546.36	562.75
10011610	70530	RepMaint O	2,400,000.00	2,500,000.00	2,600,000.00	2,600,000.00
10011610	70611	PrintBind	100.00	100.00	100.00	100.00
10011610	70631	Dues	4,000.00	4,000.00	4,000.00	4,000.00
10011610	70632	Pro Develp	20,000.00	20,000.00	20,000.00	20,000.00
10011610	70641	Temp Sv	210,000.00	220,000.00	230,000.00	240,000.00
10011610	70702	WC Prem	9,823.51	10,118.22	10,421.77	10,734.42
10011610	70703	Liab Prem	17,220.92	17,737.55	18,269.68	18,817.77
10011610	70704	Prop Prem	13,020.13	13,410.74	13,813.06	14,227.45
10011610	70712	WC Claim	56,487.72	58,182.35	59,927.82	61,725.65
10011610	70713	Liab Claim	3,964.05	4,082.97	4,205.46	4,331.62
10011610	70714	Prop Claim	3,964.05	4,082.97	4,205.46	4,331.62
10011610	70720	Ins Admin	9,149.12	9,423.59	9,706.30	9,997.49
10011610	71010	Off Supp	340,000.00	355,000.00	370,000.00	385,000.00
10011610	71017	Postage	100.00	100.00	100.00	100.00
10011610	71070	Fuel	488.74	503.40	518.50	534.05
10011610	71340	Telecom	260,000.00	270,000.00	280,000.00	290,000.00
10011610	72120	CO Comp Eq	475,000.00	475,000.00	475,000.00	475,000.00
10011610	72130	CO Lcn Veh	38,799.00	.00	.00	.00
10011610	73401	Lease Prin	24,578.06	.00	.00	.00
10011610	73701	Lease Int	69.68	.00	.00	.00
TOTAL Information Technology			6,094,059.80	6,249,025.25	6,470,294.04	6,594,525.35
TOTAL REVENUE			-164,500.00	-164,500.00	-164,500.00	-164,500.00
TOTAL EXPENSE			6,258,559.80	6,413,525.25	6,634,794.04	6,759,025.35
GRAND TOTAL			6,094,059.80	6,249,025.25	6,470,294.04	6,594,525.35



## Purpose

The goal of the Legal Department is to provide the City of Bloomington with high quality legal, procurement, and contracting services. The Legal Department facilitates the various operations of the City and helps to protect its legal and financial interests. The Legal Department staff provides legal counsel and opinions to City officials on matters of federal, state, and local law and represents the City in matters pending in the Circuit Court and before various administrative agencies. The Department also advises various City boards and commissions. The Department aids in the collection of accounts receivable due to the City, assists with the negotiation of City contracts and intergovernmental agreements, participates in collective bargaining matters including negotiation and grievance proceedings, prepares City ordinances and resolutions, prosecutes violations of the City Code, and other legal-related matters. Finally, the Legal Department's procurement and contract personnel assist with City purchasing, bids, and contracts.

## FY 2025 Budget & Program Highlights

- Prosecuting ordinance and related violations in Administrative Court
- Representing the City in litigation and working on litigation prevention
- Advising the City in personnel matters, collective bargaining negotiations and employment matters
- Providing training to City staff on legal, procurement and contracting matters
- Enhancing efficiency through implementation of a case management software
- Identifying and integrating contract management software to better access, monitor, and track the City's many contractual relationships

## What we accomplished in FY 2024

### I. SPECIAL LARGE FY 2024 PROJECTS

#### **Procurement**

- The procurement Division worked in conjunction with Administration and the Diversity, Equity, and Inclusion Division to create and implement the New Equal Opportunity Initiative and Goals for City Contracts. Procurement participated in multiple meetings with the contractors and public while writing and implementing the ordinance to receive feedback and provide transparency to the policy change. The changes were then integrated within the eProcurement platform, OpenGov. A public training was held at the Minority Business Development Center to assist Women and Disadvantaged Businesses register and receive certification with the City for future procurement opportunities.

#### **Collections**

- The Legal Department continued assistance with the implementation of the collection of certain debts through circuit court and the State of Illinois Debt Recovery Program.

## **Employee Relations**

- Significant resources were dedicated to advising on new legislation having major impacts on the City including the SAFE-T Act and the Paid Leave for All Workers Act.
- Advising and implementing significant changes in the City's hiring process for firefighters, including changes to City Code, Administrative Rules, and Board Rules
- Significant resources are routinely used to provide counsel and legal guidance on various labor and employment-related issues including all levels of progressive discipline including matters involving participation in grievance arbitration and termination hearings (see below).

## **Contract Management**

- The Legal Department will propose an expansion of the role of the Contract Manager with City departments including a process and framework intended to modernize the City's contracting process.
- The proposal is aimed toward implementing procedures that will reduce City expenditures by more efficient tracking of existing agreements, and decrease risk to the City by modernizing, cultivating, and further promoting efficiencies throughout all City departments. This is achieved through:
  - Creation of a Standard Operating Procedure to be distributed to all City departments.
  - Development and implementation of appropriate training to educate on the advantages/need and to promote adherence.
  - Acquisition and deployment of a Contract Lifecycle Management software that is expected to:
    - increase efficiencies in drafting, communication, and negotiation of agreements and renewals.
    - provide reporting capabilities that would allow for optimal contract management.
    - increased efficiency in providing a common source for identifying and locating existing agreements.
    - provide cost savings through the monitoring automatic renewals, termination dates, annual cost increases, etc.

## II. ECONOMIC DEVELOPMENT & LAND USE

- The Legal Department assisted with the drafting and work associated with various property annexations.
- The Legal Department continued its program provide legal guidance to the Zoning Board of Appeals, Plan Commission and Building Board of Appeals.

## III. LABOR & ARBITRATIONS

- The Legal Department is involved in the negotiation of several collective bargaining agreements.
- The Legal Department has been involved in numerous employment disciplinary issues and reviews.
- The Legal Department represents the City in matters before Administrative Agencies such as the Illinois Labor Relations Board and the Illinois Department of Human Rights.
- The Legal Department is involved in employment arbitrations on behalf of the City. Employ.
- The Legal Department is often called upon to provide counsel and advice related to matters pending in both state and federal court.
- The Legal Department intervenes as necessary on behalf of the City in Pension Board proceedings to protect the City's interests in such matters.



#### IV. LITIGATION

##### **State and Federal Court:**

- Represent the City in multiple lawsuits and administrative matters, such as Police Pension Disability cases.
- Assist with the prosecution of underage liquor complaints.
- Provide litigation oversight and reporting to the City Council on pending matters.
- Assist in the acquisition and/or demolition of distressed properties.
- Represent the City in nuisance cases, circuit court ordinance cases, LM contempt cases for both collection and abatement.
- Represent the City in collection abatement, injunction, and demolition cases.
- Represent the City in collection cases for contractual small claims, vehicle use tax cases, food beverage tax cases, short term rental tax cases, and amusement tax cases.
- Provide litigation support for outside counsel on both state and federal cases.
- Review and makes recommendations on workers compensations litigation strategy and settlement requests from outside counsel.

##### **Administrative Court**

- Represent the City in enforcement actions and administrative appeals in the City's Administrative Court system.
- Prosecute ordinance violation cases including nuisance abatement actions and housing code violations.
  - In FY 2023, a total of 283 behavioral ordinance citations were issued and 228 housing cases were filed.
  - To date in FY 2024, a total of 254 behavioral ordinance violation tickets have been filed in Administrative Court for prosecution.
  - There have been 95 property cases filed in Administrative Court for prosecution.

#### V. GENERAL POLICY / ORDINANCE UPDATES

Drafted numerous ordinances and resolutions, including but not limited to the following topics:

- Ordinance adopting the City's paid leave policies in response to the Illinois Paid Leave for All Workers Act.
- Resolution opting re: potential participation in class action settlement.
- Ordinance amending Chapter 39 of the City Code pertaining to the Amusement Tax.
- With the City Clerk's office, multiple ordinances related to the issuance of City licenses.
- Ordinance amending Chapter 22.2 of the City Code re: the City's Human Relations Policy.
- Ordinance related to municipal property exchange.
- Ordinance approving amendments to real estate contract.
- Ordinance regarding mobile food vendors.
- Numerous other resolutions and/or ordinances related to zoning and variance issues.

#### VII. PROCUREMENT

- The Procurement Division continues to play a large role in securing goods, services, and projects on behalf of the City. It also helps prevent fraud, waste, and corruption by upholding the City's ordinances, policies, and procedures.
- Procurement played an active role in the implementation of the City's ERP System Munis upgrade and provided training and ongoing support. This was a significant upgrade that required hours of testing and preparing new training guides for employees and vendors.
- Procurement continues to be an integral part of the creation, review, and support process for all the council and procurement memos.
- Procurement has been committed to providing on-going Procurement Policy training, online PCard training, and is offering frequent refresher trainings.
- Procurement has just begun the implementation process for new travel software, Emburse, that will convert a cumbersome paper process to a much more user-friendly on-line method for

travel requests and processing. In conjunction with this software implementation is an update to the 2005 travel policy that is almost complete and has been reviewed by Administration but will need to be updated with the software processes.

- o Procurement has successfully solicited and negotiated complex projects with continued involvement with project oversight and management.
- o Through approximately six months of FY 2024, Procurement has been involved with 23 formal solicitations and 14 have been completed year to date (e.g., bids, RFPs, RFQs). This equates to approximately \$10,075,157.53 in purchases. For all of FY 2023, approximately 39 solicitations were administered with an approximate award amount of \$22,987,083.57.
- o In FY 2023, Procurement reviewed and converted 436 requisitions and managed 557 purchase orders. Purchase orders totaled \$51,043,684.82.
- o Procurement reviewed and approved roughly 2,593 invoices for approximately \$132,846,380.00 in FY 2023. Procurement continues to be support for accounts payables.
- o In FY 2023, the Procurement Division reviewed and audited approximately 7,580 credit card transactions by 225 City PCard holders in an approximate amount of \$2,043,153.53.
- o Procurement manages citywide accounts including but not limited to Amazon, Warehouse Direct, Home Depot, Sam's Club, Fastenal, Staples, Rogards, Uline, Grainger and ODP.
- o The Procurement Division manages and maintains approximately 5,448 City vendors focusing on creating and maintaining professional vendor relationships.
- o The Procurement Division trained and assisted Finance in compiling the City's Treasurer's Report.
- o This year the Procurement Division executed 258 1099-NECs, 17 1099-Gs and 1 1099-MISCs forms and successfully completed the necessary federal filings.
- o Procurement, working with Contract Administration, has had to be more flexible and agile to adjust to the volatile market conditions including more research into best practices with the supply chain issues and increasing costs. Solicitations and agreements are being revised to tie to either the Consumer Price or Producer Price Index to protect the City from unreasonable and non-justified increases as well as de-escalation clauses to benefit the City when prices return to a more normal level.
- o Procurement is continuously providing superior internal and external customer service to assist departments and outside parties with not only their purchasing needs, but often facilitate other City business being done the easiest, timely and efficient manner.
- o Procurement continues to play an active role in assisting departments with various grants. Recently Procurement assisted the Police Department with the application, purchasing, and reporting of a \$500,000 Department of Commerce and Economic Opportunities grant for violence reduction.

#### VIII. BOARDS & COMMISSIONS

- o City attorneys attend and provide legal counsel to several of the City's boards and commissions including:
  - o Fire & Police Commission.
  - o Human Relations Commission.
  - o Traffic Commission.
  - o Public Safety & Community Relations Board
  - o Zoning Board of Appeals
  - o Planning Commission.
  - o Historic Preservation Commission; and
  - o Liquor Commission

#### IX. CONTRACTS

- o City attorneys and the Contract Manager are involved in the preparation, negotiation, review, and approval of all agreements in which the City is involved.
- o The function of Contract Manager, under the supervision of the City attorneys, has historically been to participate in the drafting and review of City contracts as requested by City departments, and to then store completed contracts in accordance with the State's record retention requirements for public bodies.

- o In addition to mitigating the risks involved with entering contracts and seeking out efficiencies that save the City time and money, the overall goal of the role of the Contract Manager is to provide City Departments with a service that allows our directors, managers, and other professionals to focus on their areas of expertise while alleviating the burden of getting through the "red tape."

#### X. GENERAL MATTERS

- o The Legal Department continues to respond to FOIA Requests, including redacting exempt information and handling requests for review from the Illinois Attorney General's Office.
- o The Legal Department advises on City contracts, procurement, and finance questions on a routine basis.
- o The Legal Department provides routine guidance to the Police Department on its legal and enforcement issues.

The Legal Department spends considerable resources on employment matters, including serving as an investigator for employment investigations, as well as discrimination and sexual harassment investigations.

## Challenges

### I. Overview of Legal Department

The range of legal issues facing the City is extensive and requires a substantial number of resources. Over the course of FY 2024, the City's Legal Department devoted a substantial amount of time and attention to on employment issues, litigation matters and subpoena requests, collective bargaining, police protocols, administrative court, code development issues, procurement of City contracts and various administrative and legal compliance issues.

FY 2024 marks the fourth full fiscal year after the City transitioned from a hybrid approach of legal services, with one in-house attorney and other outside contractual attorneys, to more in-house reliant. As a result of the transition, the reliance on contractual attorneys in FY 2023 has decreased.

In some situations, outside counsel fees and resources were also required. This included work by hearing officers contracted by the City and specialty matters like environmental work.

### II. Specific Challenges

#### (A) Employment & Labor

With 11 unions and over 1,100 full-time and seasonal employees, labor and employment issues are demanding and constant. This includes handling arbitrations, as well as, advising on employee grievance/disciplinary matters and attending step meetings and labor management conferences. To address these needs, the Legal Department pairs attorneys who concentrate in employment matters with the Human Resources Department. This equates to a significant portion of the Legal Department's resources.

#### (B) Assisting with FOIA Management

The large volume of requests made under the Illinois Freedom of Information Act continue to be a management challenge. Many documents that are requested require the exemption of confidential information in order to protect citizens from violations of privacy (particularly identity theft) and for other authorized reasons, such as safeguarding fair trials. The Legal Department is charged with assisting with this process and handling all Request for Reviews of FOIA request responses from the Illinois Attorney General's Office (requestors can have the Attorney General's Office review the City's denial of their request).

(C) Maximizing Resources

Maximizing the limited City's legal resources is a primary challenge and goal of the Legal Department. This need to maximize resources is coupled with increased demand in several key areas, including litigation, labor and employment, and development issues. To accomplish this, the Legal Department established an administrative court with the goal of requiring less legal resources for prosecutions, ease of access for the constituents of the City and the ability to keep and collect more of the fines being levied. The administrative court is also helping the City reach the goal of ensuring code violations are properly addressed and remedied as efficiently as possible.

**Fun Facts**

The attorneys employed by the City have 115 years of combined legal experience!

# CITY OF BLOOMINGTON, IL

## NEXT YEAR / CURRENT YEAR BUDGET ANALYSIS

ACCOUNTS FOR:		2023	2024	2024	2024	2024	2025	PCT
Legal		ACTUAL	ORIG BUD	REVISED BUD	ACTUAL	PROJECTION	ADOPTED	CHANGE
10011710 54420	Cnslt Chrg	-5,570.82	-5,000.00	-5,000.00	-3,727.28	-5,000.00	-5,000.00	.0%
10011710 55045	AdmCrtFees	-13,609.40	-13,000.00	-13,000.00	-8,561.54	-12,000.00	-12,000.00	-7.7%
10011710 57990	Misc Rev	-48.50	-350.00	-350.00	.00	-50.00	-50.00	-85.7%
10011710 61100	Salary FT	984,933.55	1,021,231.00	1,011,231.00	684,935.32	1,000,000.00	1,098,421.00	8.6%
10011710 61130	Salary SN	.00	.00	.00	3,100.00	7,475.00	.00	.0%
10011710 61150	Salary OT	3,055.03	3,500.00	3,500.00	1,189.68	2,000.00	2,000.00	-42.9%
10011710 61190	Othr Salry	4,678.34	.00	.00	8,499.02	8,499.02	.00	.0%
10011710 62100	Dental Enh	4,753.53	5,076.00	5,076.00	2,422.98	3,838.87	3,707.00	-27.0%
10011710 62110	Group Life	731.39	748.00	748.00	460.40	734.80	748.00	.0%
10011710 62111	Enh Vision	1,154.58	1,158.00	1,158.00	599.96	872.05	912.00	-21.2%
10011710 62113	BCBS 60/12	53,790.29	64,567.00	64,567.00	13,608.49	20,386.02	14,015.00	-78.3%
10011710 62114	BCBS HSA	70,138.02	69,353.00	69,353.00	47,297.76	71,014.59	72,124.00	4.0%
10011710 62115	RHS Contrb	2,636.52	3,000.00	3,000.00	2,048.01	2,721.11	3,000.00	.0%
10011710 62116	HSA City	10,000.00	10,000.00	10,000.00	-2,112.55	8,287.45	10,400.00	4.0%
10011710 62117	DentalPPO	.00	.00	.00	159.55	.00	.00	.0%
10011710 62120	IMRF	85,647.99	69,483.00	69,483.00	46,081.84	71,859.95	81,436.00	17.2%
10011710 62130	FICA	55,837.11	57,242.00	57,242.00	40,805.29	57,052.73	60,701.00	6.0%
10011710 62140	Medicare	13,443.44	13,980.00	13,980.00	9,543.24	13,343.34	14,493.00	3.7%
10011710 62150	UnEmpl Ins	1,084.00	.00	.00	1,084.00	1,084.00	.00	.0%
10011710 62200	Hlth Fac	150.00	150.00	150.00	150.00	.00	.00	.0%
10011710 62990	Othr Ben	8,875.09	9,420.00	9,420.00	4,692.51	6,182.51	8,820.00	-6.4%
10011710 70009	Contr Lega	.00	.00	.00	718.75	718.75	.00	.0%
10011710 70010	Out Legal	22,416.67	35,000.00	45,000.00	60,545.37	90,000.00	40,000.00	-11.1%
10011710 70095	CC Fees	811.40	850.00	850.00	597.60	800.00	800.00	-5.9%
10011710 70220	Oth PT Sv	3,990.00	6,000.00	6,000.00	973.66	4,000.00	4,000.00	-33.3%
10011710 70430	MFD Lease	2,420.37	3,000.00	3,000.00	1,174.45	2,200.00	2,200.00	-26.7%
10011710 70610	Advertise	11,155.84	1,000.00	1,000.00	.00	1,000.00	12,250.00	1125.0%
10011710 70611	PrintBind	241.00	300.00	300.00	45.00	250.00	250.00	-16.7%
10011710 70631	Dues	5,529.00	7,500.00	7,500.00	6,341.75	7,000.00	7,000.00	-6.7%
10011710 70632	Pro Develp	9,650.55	19,000.00	19,000.00	12,818.25	15,000.00	19,000.00	.0%
10011710 70642	Recdg Fee	1,098.75	1,800.00	1,800.00	643.00	1,350.00	1,500.00	-16.7%
10011710 70690	Purch Serv	16,368.27	14,500.00	14,500.00	8,500.70	13,000.00	14,000.00	-3.4%
10011710 70702	WC Prem	6,729.39	6,601.06	6,601.06	6,601.06	6,601.06	6,401.66	-3.0%
10011710 70703	Liab Prem	8,920.03	10,869.15	10,869.15	10,869.15	10,869.15	11,222.31	3.2%
10011710 70704	Prop Prem	7,299.10	7,696.36	7,696.36	7,696.36	7,696.36	8,484.79	10.2%
10011710 70712	WC Claim	45,476.30	38,592.15	38,592.15	38,592.15	38,592.15	34,745.31	-10.0%
10011710 70713	Liab Claim	3,031.75	2,616.42	2,616.42	2,616.42	2,616.42	2,438.27	-6.8%
10011710 70714	Prop Claim	3,410.72	2,616.42	2,616.42	2,616.42	2,616.42	2,438.27	-6.8%
10011710 70720	Ins Admin	7,118.20	6,468.21	6,468.21	6,468.21	6,468.21	5,962.18	-7.8%
10011710 71010	Off Supp	3,139.10	2,500.00	2,500.00	2,044.01	2,500.00	2,500.00	.0%
10011710 71017	Postage	1,599.07	1,700.00	1,700.00	785.93	1,500.00	1,550.00	-8.8%
10011710 71340	Telecom	7,841.59	6,180.00	6,180.00	5,310.68	7,500.00	7,500.00	21.4%
10011710 71420	Periodicls	12,607.86	9,000.00	9,000.00	9,866.00	10,000.00	10,000.00	11.1%
10011710 79990	Othr Exp	858.27	1,030.00	1,030.00	1,144.03	1,200.00	1,250.00	21.4%
TOTAL Legal		1,463,393.39	1,495,377.77	1,495,377.77	1,039,245.63	1,491,779.96	1,549,219.79	3.6%
TOTAL REVENUE		-19,228.72	-18,350.00	-18,350.00	-12,288.82	-17,050.00	-17,050.00	-7.1%
TOTAL EXPENSE		1,482,622.11	1,513,727.77	1,513,727.77	1,051,534.45	1,508,829.96	1,566,269.79	3.5%
GRAND TOTAL		1,463,393.39	1,495,377.77	1,495,377.77	1,039,245.63	1,491,779.96	1,549,219.79	3.6%

# CITY OF BLOOMINGTON, IL

## PROJECTION 20255 / BUDGET ENTRY FUTURE YRS REPORT

ORG	OBJECT PROJ	DESC	2026	2027	2028	2029
10011710	Legal					
10011710	54420	Cnslt Chrg	-5,150.00	-6,180.00	-6,180.00	-6,180.00
10011710	55045	AdmCrtFees	-13,500.00	-13,500.00	-13,500.00	-13,500.00
10011710	57990	Misc Rev	-50.00	-50.00	-50.00	-50.00
10011710	61100	Salary FT	1,136,865.74	1,176,656.04	1,217,839.00	1,260,463.36
10011710	61150	Salary OT	2,070.00	2,142.45	2,217.44	2,295.05
10011710	62100	Dental Enh	3,707.00	3,707.00	3,707.00	3,707.00
10011710	62110	Group Life	748.00	748.00	748.00	748.00
10011710	62111	Enh Vision	912.00	912.00	912.00	912.00
10011710	62113	BCBS 60/12	14,715.75	15,451.54	16,224.11	17,035.32
10011710	62114	BCBS HSA	75,730.20	79,516.71	83,492.55	87,667.17
10011710	62115	RHS Contrb	3,000.00	3,000.00	3,000.00	3,000.00
10011710	62116	HSA City	10,400.00	10,400.00	10,400.00	10,400.00
10011710	62120	IMRF	84,286.26	87,236.28	90,289.55	93,449.68
10011710	62130	FICA	62,825.54	65,024.43	67,300.28	69,655.79
10011710	62140	Medicare	15,000.26	15,525.26	16,068.65	16,631.05
10011710	62990	Othr Ben	8,820.00	8,820.00	8,820.00	8,820.00
10011710	70010	Out Legal	41,200.00	42,436.00	43,709.08	45,020.35
10011710	70095	CC Fees	824.00	848.72	874.18	900.41
10011710	70220	Oth PT Sv	4,120.00	4,243.60	4,370.91	4,502.04
10011710	70430	MFD Lease	2,200.00	2,200.00	2,200.00	2,200.00
10011710	70610	Advertise	12,617.50	12,996.03	13,385.91	13,787.48
10011710	70611	PrintBind	257.50	265.23	273.18	281.38
10011710	70631	Dues	7,210.00	7,426.30	7,649.09	7,878.56
10011710	70632	Pro Develp	21,000.00	21,000.00	21,000.00	21,000.00
10011710	70642	Recdg Fee	1,545.00	1,591.35	1,639.09	1,688.26
10011710	70690	Purch Serv	14,420.00	14,852.60	15,298.18	15,757.12
10011710	70702	WC Prem	6,593.71	6,791.52	6,995.27	7,205.13
10011710	70703	Liab Prem	11,558.98	11,905.75	12,262.92	12,630.81
10011710	70704	Prop Prem	8,739.34	9,001.52	9,271.56	9,549.71
10011710	70712	WC Claim	35,787.67	36,861.30	37,967.14	39,106.15
10011710	70713	Liab Claim	2,511.42	2,586.76	2,664.36	2,744.29
10011710	70714	Prop Claim	2,511.42	2,586.76	2,664.36	2,744.29
10011710	70720	Ins Admin	6,141.04	6,325.27	6,515.03	6,710.48
10011710	71010	Off Supp	2,575.00	2,652.25	2,731.82	2,813.77
10011710	71017	Postage	1,596.50	1,644.40	1,693.73	1,744.54
10011710	71340	Telecom	7,725.00	7,956.75	8,195.45	8,441.32
10011710	71420	Periodicls	10,300.00	10,609.00	10,927.27	11,255.09
10011710	79990	Othr Exp	1,287.50	1,326.13	1,365.91	1,406.89
TOTAL Legal			1,603,102.33	1,657,516.95	1,714,943.02	1,774,422.49
TOTAL REVENUE			-18,700.00	-19,730.00	-19,730.00	-19,730.00
TOTAL EXPENSE			1,621,802.33	1,677,246.95	1,734,673.02	1,794,152.49
GRAND TOTAL			1,603,102.33	1,657,516.95	1,714,943.02	1,774,422.49

# PARKS ADMINISTRATION

## 10014105



### Purpose

The Parks Administration Division is the "center" of the Department. This Division consists of the Director, Assistant Director, Business Manager, Office Manager, Marketing Manager, Marketing Analyst, Project Manager and two Support Staff positions.

Some of the major responsibilities of the division are as follows:

- Sets priorities, allocates resources and provides direction and support to all the other divisions within the Department.
- Parks Administration oversees operating budgets for Parks Administration, Park Maintenance, Recreation, SOAR, Aquatics, Bloomington Ice, Golf, Park Dedication and Zoo.
- Administration provides administrative support, customer service, long-range capital improvement and budget planning.
- Reports for City Council's consideration is prepared and approved by the Park Administration Division.

### FY 2025 Budget & Program Highlights

- Continue to review and look at additional revenues to increase or implement new revenue streams.
- Continue to provide a quality product/service for the community.
- Move forward with the Department's long-range planning.
- Continue to find ways to work with other entities (government, non-profit organizations, public/private partnerships) to cut costs and provide better services to the community.
- Continue to seek out grants for potential capital projects and equipment.

### What we accomplished in FY 2024

- Construction is underway for the O'Neil Pool & Park project. Construction will be completed in FY 2024.
- Completion and opening of \$1.2M South America exhibit at Miller Park Zoo.
- Completion and opening of Sweeney Park.
- Continued to increase digital marketing presence for Parks and Recreation divisions through social media, email marketing, website content management.
- New playgrounds for Fell Ave. Park and Walt Bittner Park were secured financially.
- Constitution Trail resurfacing taking place along GE Road from Hersey Rd. to Airport Rd.
- Park Maintenance Facility Restroom build will be completed in FY2024.
- Construction of the Sullivan Rohrscheib Educational Theater.

## Challenges

- The Parks and Recreation Department continues to look for ways to lower subsidies in all divisions.
- The Parks and Recreation Department continues to look for ways to expand programming and events with available space.
- The department faced staffing challenges in some divisions with seasonal staffing.
- The department was unable to open O'Neil Pool & Park as planned due to construction delays that were out of the department's control.

## Fun Facts

In April of 1968 the City of Bloomington formed the Bloomington Parks and Recreation Department, known today as The Parks and Recreation Department. In April of 2024 the Department will be 56 years old.



# CITY OF BLOOMINGTON, IL

## NEXT YEAR / CURRENT YEAR BUDGET ANALYSIS

ACCOUNTS FOR:		2023	2024	2024	2024	2024	2025	PCT
Parks Administration		ACTUAL	ORIG BUD	REVISED BUD	ACTUAL	PROJECTION	ADOPTED	CHANGE
10014105 54430	Fac Rntl	-72,830.00	-70,000.00	-70,000.00	-68,940.20	-72,000.00	-75,000.00	7.1%
10014105 54910	ActPgm Inc	-2,966.00	-3,000.00	-3,000.00	-3,052.80	-3,052.80	-3,000.00	.0%
10014105 57035	Concession	-469.50	-1,000.00	-1,000.00	-513.75	-513.75	-525.00	-47.5%
10014105 57114	Equip Sale	.00	.00	.00	-1,056.00	-1,056.00	.00	.0%
10014105 57540	Comm Proj	-2,050.00	-2,050.00	-2,050.00	.00	-2,050.00	-2,050.00	.0%
10014105 57985	Cash StOvr	-.35	.00	.00	14.35	.00	.00	.0%
10014105 57990	Misc Rev	-556.26	-4,380.00	-4,380.00	-4,554.00	-4,465.00	-4,380.00	.0%
10014105 61100	Salary FT	599,957.10	648,007.00	648,007.00	444,764.93	653,929.52	726,578.00	12.1%
10014105 61130	Salary SN	.00	7,500.00	7,500.00	.00	.00	.00	.0%
10014105 61150	Salary OT	129.29	500.00	500.00	16.20	200.00	200.00	-60.0%
10014105 61190	Othr Salry	.00	.00	.00	8,905.10	8,905.10	.00	.0%
10014105 62100	Dental Enh	1,284.75	1,741.00	1,741.00	9,939.45	1,559.54	1,747.00	.3%
10014105 62110	Group Life	560.58	612.00	612.00	371.19	575.49	612.00	.0%
10014105 62111	Enh Vision	362.50	474.00	474.00	282.83	473.14	530.00	11.8%
10014105 62113	BCBS 60/12	18,400.34	26,884.00	26,884.00	17,886.10	29,215.31	50,560.00	88.1%
10014105 62114	BCBS HSA	27,617.23	31,004.00	31,004.00	16,598.82	25,164.85	25,700.00	-17.1%
10014105 62115	RHS Contrb	2,536.28	3,000.00	3,000.00	1,865.33	3,054.35	4,800.00	60.0%
10014105 62116	HSA City	4,000.00	4,300.00	4,300.00	344.99	4,744.99	4,400.00	2.3%
10014105 62117	DentalPPO	.00	.00	.00	95.40	.00	.00	.0%
10014105 62120	IMRF	52,118.57	44,482.00	44,482.00	30,925.59	46,313.52	53,735.00	20.8%
10014105 62130	FICA	35,722.26	38,944.00	38,944.00	27,234.98	39,570.39	43,125.00	10.7%
10014105 62140	Medicare	8,354.42	9,112.00	9,112.00	6,369.56	9,254.52	10,088.00	10.7%
10014105 62330	LIUNA Pen	1,877.14	1,872.00	1,872.00	1,183.51	1,776.86	1,872.00	.0%
10014105 62990	Othr Ben	3,779.64	5,400.00	5,400.00	3,502.69	4,652.69	5,400.00	.0%
10014105 70430	MFD Lease	3,459.28	4,000.00	4,000.00	2,046.61	3,500.00	3,500.00	-12.5%
10014105 70610	Advertise	750.00	500.00	500.00	.00	500.00	1,000.00	100.0%
10014105 70631	Dues	434.00	2,500.00	2,500.00	.00	500.00	1,000.00	-60.0%
10014105 70632	Pro Develp	4,222.58	4,500.00	4,500.00	1,482.03	3,000.00	5,000.00	11.1%
10014105 70690	Purch Serv	.00	.00	.00	47.52	47.52	.00	.0%
10014105 70702	WC Prem	3,214.62	4,089.91	4,089.91	4,089.91	4,089.91	4,336.80	6.0%
10014105 70703	Liab Prem	4,261.08	6,734.34	6,734.34	6,734.34	6,734.34	7,602.53	12.9%
10014105 70704	Prop Prem	3,486.77	4,768.53	4,768.53	4,768.53	4,768.53	5,748.01	20.5%
10014105 70712	WC Claim	19,943.70	23,137.92	23,137.92	23,137.92	23,137.92	23,537.71	1.7%
10014105 70713	Liab Claim	1,329.58	1,568.67	1,568.67	1,568.67	1,568.67	1,651.77	5.3%
10014105 70714	Prop Claim	1,495.78	1,568.67	1,568.67	1,568.67	1,568.67	1,651.77	5.3%
10014105 70720	Ins Admin	3,400.35	4,007.60	4,007.60	4,007.60	4,007.60	4,039.07	.8%
10014105 71010	Off Supp	1,646.15	3,000.00	3,000.00	1,793.50	3,000.00	3,350.00	11.7%
10014105 71190	Other Supp	765.45	1,700.00	1,700.00	729.51	1,000.00	1,000.00	-41.2%
10014105 71340	Telecom	5,237.49	5,800.00	5,800.00	3,530.16	5,200.00	5,500.00	-5.2%
10014105 79150	Bad Debt	46.00	.00	.00	.00	.00	.00	.0%
TOTAL Parks Administration		731,520.82	811,277.64	811,277.64	538,389.24	808,875.88	913,309.66	12.6%
TOTAL REVENUE		-78,872.11	-80,430.00	-80,430.00	-78,102.40	-83,137.55	-84,955.00	5.6%
TOTAL EXPENSE		810,392.93	891,707.64	891,707.64	616,491.64	892,013.43	998,264.66	11.9%
GRAND TOTAL		731,520.82	811,277.64	811,277.64	538,389.24	808,875.88	913,309.66	12.6%

# CITY OF BLOOMINGTON, IL

## PROJECTION 20255 / BUDGET ENTRY FUTURE YRS REPORT

ORG	OBJECT PROJ	DESC	2026	2027	2028	2029
10014105	Parks Administration					
10014105	54430	Fac Rntl	-75,500.00	-76,000.00	-76,500.00	-77,000.00
10014105	54910	ActPgm Inc	-3,000.00	-3,000.00	-3,000.00	-3,000.00
10014105	57035	Concession	-525.00	-525.00	-525.00	-525.00
10014105	57540	Comm Proj	-2,050.00	-2,050.00	-2,050.00	-2,050.00
10014105	57990	Misc Rev	-4,380.00	-4,380.00	-4,380.00	-4,380.00
10014105	61100	Salary FT	752,008.23	778,328.52	805,570.02	833,764.97
10014105	61150	Salary OT	207.00	214.25	221.74	229.50
10014105	62100	Dental Enh	1,747.00	1,747.00	1,747.00	1,747.00
10014105	62110	Group Life	612.00	612.00	612.00	612.00
10014105	62111	Enh Vision	530.00	530.00	530.00	530.00
10014105	62113	BCBS 60/12	53,088.00	55,742.40	58,529.52	61,456.00
10014105	62114	BCBS HSA	26,985.00	28,334.25	29,750.96	31,238.51
10014105	62115	RHS Contrb	4,800.00	4,800.00	4,800.00	4,800.00
10014105	62116	HSA City	4,400.00	4,400.00	4,400.00	4,400.00
10014105	62120	IMRF	55,615.73	57,562.28	59,576.96	61,662.15
10014105	62130	FICA	44,634.38	46,196.58	47,813.46	49,486.93
10014105	62140	Medicare	10,441.08	10,806.52	11,184.75	11,576.21
10014105	62330	LIUNA Pen	1,872.00	1,872.00	1,872.00	1,872.00
10014105	62990	Othr Ben	5,400.00	5,400.00	5,400.00	5,400.00
10014105	70430	MFD Lease	3,500.00	3,500.00	3,500.00	3,500.00
10014105	70610	Advertise	650.00	650.00	650.00	650.00
10014105	70631	Dues	2,500.00	2,500.00	2,500.00	2,500.00
10014105	70632	Pro Develp	7,500.00	7,500.00	7,500.00	7,500.00
10014105	70702	WC Prem	4,466.90	4,600.91	4,738.93	4,881.10
10014105	70703	Liab Prem	7,830.61	8,065.53	8,307.50	8,556.72
10014105	70704	Prop Prem	5,920.45	6,098.06	6,281.01	6,469.44
10014105	70712	WC Claim	24,243.85	24,971.16	25,720.30	26,491.90
10014105	70713	Liab Claim	1,701.32	1,752.36	1,804.93	1,859.08
10014105	70714	Prop Claim	1,701.32	1,752.36	1,804.93	1,859.08
10014105	70720	Ins Admin	4,160.24	4,285.05	4,413.60	4,546.01
10014105	71010	Off Supp	3,750.00	3,750.00	3,750.00	3,750.00
10014105	71190	Other Supp	1,700.00	1,700.00	1,700.00	1,700.00
10014105	71340	Telecom	7,000.00	7,000.00	7,000.00	7,000.00
TOTAL Parks Administration			953,510.11	988,716.23	1,025,224.61	1,063,083.60
TOTAL REVENUE			-85,455.00	-85,955.00	-86,455.00	-86,955.00
TOTAL EXPENSE			1,038,965.11	1,074,671.23	1,111,679.61	1,150,038.60
GRAND TOTAL			953,510.11	988,716.23	1,025,224.61	1,063,083.60

# PARKS MAINTENANCE

## 10014110



### Purpose

The Parks Maintenance division helps support the many educational and recreational opportunities throughout Bloomington. Parks Maintenance consists of the forestry, horticulture, utility, and maintenance divisions. The Forestry division is responsible for all trees on City property. Park staff takes pride in providing a safe, functional, and clean environment in all parks, trail areas and public buildings.

The Department also assumed the responsibility of maintaining all City rights-of-way and provides physical support to all City Departments and field maintenance support to more than 20 athletic groups. The Parks Division also assists both school districts with playground installation and maintenance.

### FY 2025 Budget & Program Highlights

- Continue to provide a quality park experience for all visitors
- Provide high quality maintenance that is both cost effective and timely
- Continued strong City forestry program. Staff includes 3 ISA Certified Arborists
- Continued aquatic vegetation management in City lakes and retention ponds; 6 locations
- Continued Support of City Departments
- Continued Beautification of Downtown Bloomington
- Continued timely and high-quality management of 1200 acres of turf on rotation
- Ecologically sound storm water management in the parks, rights-of-way, and conservation areas
- Continued prescribed burning program
- Replacement of playground at Northpointe School
- Installation of playground at White Oak Park
- Replacement of concrete caps at McGraw Park for the Sister Cities Program
- Resurfacing of Rt. 66 trail-Funks Grove to McLean (4.8 miles) per commitment with McLean County
- Resurfacing of trail Locust Street to Chestnut Street (365')
- Trail resurfacing Bunn Street to State Farm Park (1329')
- Trail resurfacing Stone Roller Circle to Benjamin School (282')
- Installation of a Dog Park at Ewing III
- Renovation of the BHS tennis courts per agreement with School District 87
- Vehicle Upgrades / Replacements – Security vehicle, 2 mow trucks and 1 utility truck
- Equipment Upgrades / Replacements – Sand Pro, mower, and forestry chipper

- Staff includes a Master electrician and licensed plumber.

## What we accomplished in FY 2024

- Downtown Bloomington beautification-continued work with Economic Community Development Department
- In house construction of new restroom facility and youth football building at Ewing II
- Final completion of O'Neil pool renovations
- Resurfacing of McGraw Tennis courts
- Major repairs of McGraw water feature fountain
- Continual support of Miller Park Zoo AZA accreditation items
- Full playground, shelter and trail infrastructure installed at Sweeney Park
- Equipment Upgrades / Replacements – sod cutter, stand on mower, Robotic athletic field painter, Toro Dingo, ride on aerator, 2 zero turn mowers, UTV with plow and 2 trailers
- Vehicle Upgrades / Replacements –5-ton truck, forestry boom truck, utility truck, 3 pickups, a crew cab truck and pickup with lift gate
- 386 trees removed. 1425 trees trimmed. Responded to 91 storm damage events
- Planting of 600 Street and Park Trees - All removed trees in an eligible location were replanted. We continue to work to increase species diversity of our urban forest. 23 different species are available
- Restoration of exterior elements of Lincoln Leisure Center
- Continued Strong Beautification Program - Staff continued to plant and maintain flower beds and hanging baskets throughout the city.
- Continued Conservation Management – Staff maintained 132 acres of native Illinois Prairie through prescribed burning and ecological mowing.
- Forestry work and prescribed burning for Water Department at Lake Bloomington
- Hosted 2 Illinois Arborist Association Municipal forestry training sessions.
- Continue to be liaison for Citizens Beautification Committee
- Hiring of a master Electrician
- Internal leadership team promotions of Assistant Superintendent, Superintendent and Assistant Director
- Completed full park and playground inspections of entire park system.
- Landscape installation in NW corner of Route 9 and Veterans Parkway
- Continued strong turf and grounds maintenance program supporting 20 athletic groups.
- Invasive plant removal and ecological mowing at The Grove Prairie and Tipton Park.
- Cooperative nature area management and maintenance with Audubon Society at Ewing Park.
- New playgrounds with inclusive elements at Fell and Bittner Parks
- Mowing and grounds maintenance at police range for BPD
- Mowing and grounds maintenance at 6 fire stations for BFD
- Mowing and grounds maintenance at 2 parking garages for Facilities
- Holiday decorating and banner installation Downtown Bloomington
- Memorial tree and bench program
- Tree City USA and Growth Award for leadership in urban forestry
- Lincoln Leisure center renovation

- New forestry record keeping software.
- 1.53 miles of trail resurfacing.

## Funding Source

General Fund & Fees

## Challenges

- Personnel changes and retirements
- Acquiring seasonal staff
- Increased mowing and right of way locations - locations and acreages continue to increase every year
- Continued Demand for Services – From other departments, government entities, and outside groups
- Police Department range property mowing and maintenance
- Forestry record keeping with outdated software system
- Deteriorating road systems in Miller and Forrest Park
- Maintenance demands of aging facilities at Miller Park, Lincoln Leisure Center, and Miller Park Zoo.

## Fun Facts

The City's current park system contains 39 parks, 6 public buildings, 4 spray parks, 2 swimming pools, 5 lakes, and 30 miles of trail. In addition, we have a skate park, a public ice-skating rink, 3 golf courses and a zoo.

## What Else Do We Do?

- Mowing and maintenance of 995 acres of parkland
- Mowing of 160 right-of-way (ROW) locations totaling 225 acres
- Athletic field preparation for softball, baseball, football, soccer, lacrosse, and rugby
- Chemical and turf management program
- Management of 132 acres of native Illinois prairie
- Installation and maintenance of all public flower beds and baskets on City properties
- Holiday decorating at City Hall, Withers Park, Courthouse Square, Downtown Bloomington
- Swimming pool and spray park maintenance
- Aquatic vegetation management at City lakes and retention ponds
- Daily cleaning and setup of all parks and rental facilities
- Daily garbage pickup at park locations
- All playground and department building maintenance
- Beautification of Downtown Bloomington and Adopt-a-Pot program maintenance.
- Tree maintenance, which includes removal as needed, pruning, chemical treatment and replanting of all park and public right-of-way trees.
- 24 hour 365 days a year storm damage and hazard tree response
- HVAC inspection and maintenance at 6 public buildings, the golf courses, and Miller Park Zoo
- In house landscape and park design for internal and outside agencies
- Forestry work, support, and consultations for Lake Bloomington

# CITY OF BLOOMINGTON, IL

## NEXT YEAR / CURRENT YEAR BUDGET ANALYSIS

ACCOUNTS FOR:			PROJECTION: 20255 FY 2025 BUDGET MASTER LEVEL 5					FOR PERIOD 12	
			2023	2024	2024	2024	2024	2025	PCT
			ACTUAL	ORIG BUD	REVISED BUD	ACTUAL	PROJECTION	ADOPTED	CHANGE
Parks Maintenance									
10014110	53120	St Grants	.00	.00	.00	.00	.00	.00	.0%
10014110	54430	Fac Rntl	-100.00	.00	.00	.00	.00	.00	.0%
10014110	54430	41000 Fac Rntl	.00	.00	.00	.00	.00	.00	.0%
10014110	54990	Othr Chgs	-11,689.15	-20,000.00	-20,000.00	-4,727.50	-10,000.00	-10,000.00	-50.0%
10014110	57035	Concession	.00	.00	.00	.00	.00	.00	.0%
10014110	57114	Equip Sale	.00	.00	.00	-19,002.00	-14,776.00	.00	.0%
10014110	57310	Donations	-24,250.00	-12,000.00	-12,000.00	-19,750.00	-20,000.00	-20,000.00	66.7%
10014110	57310	41000 Donations	.00	.00	.00	.00	.00	.00	.0%
10014110	57420	PropDamClm	.00	.00	.00	.00	.00	.00	.0%
10014110	57420	41000 PropDamClm	.00	.00	.00	.00	.00	.00	.0%
10014110	57516	Lease Proc	.00	.00	.00	.00	.00	.00	.0%
10014110	57990	Misc Rev	-31,677.20	-5,000.00	-5,000.00	.00	.00	.00	.0%
10014110	61100	Salary FT	1,596,421.75	1,779,717.00	1,779,717.00	1,093,247.57	1,586,949.55	1,819,800.00	2.3%
10014110	61130	Salary SN	316,368.46	414,552.00	414,552.00	350,245.16	410,314.91	475,560.00	14.7%
10014110	61150	Salary OT	43,626.85	46,895.00	47,195.00	47,948.65	58,045.89	65,000.00	37.7%
10014110	61190	Othr Salry	32,658.20	.00	.00	30,524.66	18,292.17	.00	.0%
10014110	62100	Dental Enh	6,853.50	7,197.00	7,197.00	4,512.67	6,921.64	7,679.00	6.7%
10014110	62101	Dental Ins	.00	.00	.00	.00	.00	.00	.0%
10014110	62102	Vision Ins	.00	.00	.00	.00	.00	.00	.0%
10014110	62104	BCBS 400	.00	.00	.00	.00	.00	.00	.0%
10014110	62106	HAMP-HMO	.00	.00	.00	.00	.00	.00	.0%
10014110	62108	ENHBCBSPP0	.00	.00	.00	.00	.00	.00	.0%
10014110	62109	ENH HMO	6,380.82	6,420.00	6,420.00	4,245.73	6,471.16	6,677.00	4.0%
10014110	62110	Group Life	1,455.85	1,564.00	1,564.00	935.88	1,412.52	1,564.00	.0%
10014110	62111	Enh Vision	2,014.00	2,090.00	2,090.00	1,261.26	1,931.58	2,139.00	2.3%
10014110	62113	BCBS 60/12	127,488.11	141,237.00	141,237.00	61,665.57	95,024.87	109,503.00	-22.5%
10014110	62114	BCBS HSA	92,317.01	87,773.00	87,773.00	76,298.56	124,580.68	138,997.00	58.4%
10014110	62115	RHS Contrb	8,343.88	10,000.00	10,000.00	4,485.38	4,756.59	7,200.00	-28.0%
10014110	62116	HSA City	16,200.00	14,300.00	14,300.00	401.87	11,526.87	12,800.00	-10.5%
10014110	62117	DentalPPO	.00	.00	.00	31.72	.00	.00	.0%
10014110	62120	IMRF	171,440.73	143,598.00	143,598.00	100,466.30	153,553.32	164,416.00	14.5%
10014110	62130	FICA	118,541.67	132,075.00	132,075.00	90,111.99	139,471.28	131,341.00	-.6%
10014110	62140	Medicare	27,723.67	30,900.00	30,900.00	21,074.65	34,082.11	30,726.00	-.6%
10014110	62150	UnEmpl Ins	23,021.21	20,000.00	20,000.00	.00	.00	.00	.0%
10014110	62160	Work Comp	.00	.00	.00	.00	.00	.00	.0%
10014110	62160	41000 Work Comp	.00	.00	.00	.00	.00	.00	.0%
10014110	62170	UniformAll	19,800.00	19,800.00	19,800.00	18,900.00	18,900.00	19,800.00	.0%
10014110	62190	Uniforms	.00	.00	.00	.00	.00	.00	.0%
10014110	62191	Prot Wear	.00	.00	.00	.00	.00	.00	.0%
10014110	62200	Hlth Fac	.00	.00	.00	.00	.00	.00	.0%
10014110	62330	LIUNA Pen	.00	.00	.00	.00	.00	.00	.0%
10014110	62990	Othr Ben	2,640.00	2,750.00	2,750.00	54,262.10	56,000.00	2,400.00	-12.7%
10014110	70093	Bank Fees	.00	.00	.00	.00	.00	.00	.0%
10014110	70220	Oth PT SV	.00	.00	.00	.00	.00	.00	.0%

# CITY OF BLOOMINGTON, IL

## NEXT YEAR / CURRENT YEAR BUDGET ANALYSIS

ACCOUNTS FOR:			2023	2024	2024	2024	2024	2025	PCT
			ACTUAL	ORIG BUD	REVISED BUD	ACTUAL	PROJECTION	ADOPTED	CHANGE
10014110	70420	Rentals	5,863.90	5,000.00	5,000.00	1,169.00	2,500.00	2,500.00	-50.0%
10014110	70430	MFD Lease	939.09	1,200.00	1,200.00	571.76	1,000.00	1,000.00	-16.7%
10014110	70510	RepMaint B	43,800.78	100,000.00	100,000.00	107,976.44	101,076.35	100,000.00	.0%
10014110	70510	41000 RepMaint B	.00	.00	.00	.00	.00	.00	.0%
10014110	70520	RepMaint V	83,303.13	62,060.00	62,060.00	55,629.25	85,000.00	85,600.00	37.9%
10014110	70540	RepMt Othr	40,929.05	37,450.00	37,450.00	45,528.23	50,000.00	47,500.00	26.8%
10014110	70542	RepMaintNF	78,232.51	65,000.00	65,000.00	44,452.93	60,000.00	85,600.00	31.7%
10014110	70550	RepMaint I	.00	.00	.00	.00	.00	.00	.0%
10014110	70590	Oth Repair	207,161.79	300,000.00	300,000.00	249,566.60	275,000.00	300,000.00	.0%
10014110	70590	41000 Oth Repair	789.67	.00	.00	.00	.00	.00	.0%
10014110	70630	Travel	338.00	.00	.00	.00	.00	.00	.0%
10014110	70631	Dues	5,272.31	1,500.00	1,500.00	332.58	1,400.00	2,500.00	66.7%
10014110	70632	Pro Develop	4,023.24	5,000.00	5,000.00	2,638.38	4,500.00	4,500.00	-10.0%
10014110	70641	Temp Sv	.00	.00	.00	.00	.00	.00	.0%
10014110	70649	Car Wash	.00	.00	.00	18.00	18.00	.00	.0%
10014110	70690	Purch Serv	13,392.15	35,000.00	35,000.00	11,047.07	35,000.00	35,000.00	.0%
10014110	70690	41000 Purch Serv	.00	.00	.00	.00	.00	.00	.0%
10014110	70702	WC Prem	13,339.84	14,199.99	14,199.99	14,199.99	14,199.99	13,974.46	-1.6%
10014110	70703	Liab Prem	17,682.40	23,381.37	23,381.37	23,381.37	23,381.37	24,497.65	4.8%
10014110	70704	Prop In Pr	14,469.19	16,556.16	16,556.16	16,556.16	16,556.16	18,521.82	11.9%
10014110	70711	WC Prem Pr	.00	.00	.00	.00	.00	.00	.0%
10014110	70712	WC Claim	84,659.18	97,058.49	97,058.49	97,058.49	97,058.49	86,449.88	-10.9%
10014110	70713	Liab Claim	5,643.95	6,580.24	6,580.24	6,580.24	6,580.24	6,066.66	-7.8%
10014110	70714	Prop Claim	6,349.44	6,580.24	6,580.24	6,580.24	6,580.24	6,066.66	-7.8%
10014110	70715	Veh Claim	.00	.00	.00	.00	.00	.00	.0%
10014110	70720	Ins Admin	14,110.58	13,914.21	13,914.21	13,914.21	13,914.21	13,015.09	-6.5%
10014110	70725	LssCtl Sv	.00	.00	.00	.00	.00	.00	.0%
10014110	71010	Off Supp	741.89	1,200.00	1,200.00	513.48	750.00	1,000.00	-16.7%
10014110	71010	70000 Off Supp	.00	.00	.00	.00	.00	.00	.0%
10014110	71017	Postage	.00	100.00	100.00	.00	25.00	25.00	-75.0%
10014110	71024	Janit Supp	11,015.76	7,500.00	7,500.00	6,555.55	10,000.00	10,000.00	33.3%
10014110	71024	41000 Janit Supp	.00	.00	.00	.00	.00	.00	.0%
10014110	71030	UniformSup	4,353.37	7,500.00	7,500.00	5,700.34	7,500.00	7,875.00	5.0%
10014110	71035	SafeEquip	.00	.00	11,600.00	9,699.00	9,699.00	.00	.0%
10014110	71060	Food	.00	.00	.00	.00	446.00	.00	.0%
10014110	71070	Fuel	114,300.70	125,000.00	125,000.00	44,724.52	100,000.00	110,000.00	-12.0%
10014110	71073	FuelNonCit	42.01	645.00	645.00	17.43	200.00	200.00	-69.0%
10014110	71080	Maint Supp	13,737.31	10,000.00	10,000.00	2,155.35	13,500.00	13,500.00	35.0%
10014110	71080	41000 Maint Supp	.00	.00	.00	.00	.00	.00	.0%
10014110	71085	Rock Salt	1,179.09	.00	.00	.00	.00	.00	.0%
10014110	71190	Other Supp	72,320.90	140,000.00	140,000.00	59,021.97	80,000.00	90,000.00	-35.7%
10014110	71190	41000 Other Supp	.00	.00	.00	.00	.00	.00	.0%
10014110	71310	Natural Gs	24,698.98	21,000.00	21,000.00	5,861.51	25,000.00	27,000.00	28.6%
10014110	71310	41000 Natural Gs	.00	.00	.00	.00	.00	.00	.0%

# CITY OF BLOOMINGTON, IL

## NEXT YEAR / CURRENT YEAR BUDGET ANALYSIS

PROJECTION: 20255 FY 2025 BUDGET MASTER LEVEL 5										FOR PERIOD 12	
ACCOUNTS FOR:											
			2023	2024	2024	2024	2024	2025	PCT		
			ACTUAL	ORIG BUD	REVISED BUD	ACTUAL	PROJECTION	ADOPTED	CHANGE		
Parks Maintenance											
10014110	71320	Electricity	95,585.93	90,000.00	90,000.00	75,141.03	105,000.00	105,000.00	16.7%		
10014110	71320	41000 Electricity	.00	.00	.00	.00	.00	.00	.0%		
10014110	71330	Water	92,243.94	100,000.00	100,000.00	91,320.66	100,000.00	133,000.00	33.0%		
10014110	71330	41000 Water	.00	.00	.00	.00	.00	.00	.0%		
10014110	71340	Telecom	22,917.67	23,000.00	23,000.00	15,323.06	23,000.00	23,690.00	3.0%		
10014110	71340	41000 Telecom	.00	.00	.00	.00	.00	.00	.0%		
10014110	71720	wtr Chem	36,162.57	40,000.00	40,000.00	9,088.90	40,000.00	41,200.00	3.0%		
10014110	72130	CO Lcn Veh	137,615.00	653,011.00	653,011.00	527,775.36	624,703.00	133,718.00	-79.5%		
10014110	72140	CO Other	283,050.62	295,000.00	295,000.00	182,644.02	260,202.00	554,500.00	88.0%		
10014110	72190	Other CO	.00	.00	.00	.00	.00	.00	.0%		
10014110	72620	OCap Imprv	.00	.00	.00	.00	.00	.00	.0%		
10014110	73401	Lease Prin	187,730.77	118,922.59	118,922.59	100,197.33	118,922.59	71,466.86	-39.9%		
10014110	73701	Lease Int	7,237.88	2,964.63	2,964.63	2,522.14	2,964.63	959.52	-67.6%		
10014110	79010	Prop TX	.00	.00	.00	.00	.00	.00	.0%		
10014110	79150	Bad Debt	.00	.00	.00	.00	.00	.00	.0%		
10014110	79970	Special Ev	.00	.00	.00	.00	.00	.00	.0%		
10014110	79997	PCHOLDING	.00	.00	.00	.00	.00	.00	.0%		
TOTAL Parks Maintenance			4,290,813.95	5,250,191.92	5,262,091.92	3,752,602.81	4,999,136.41	5,121,528.60	-2.7%		
TOTAL REVENUE			-67,716.35	-37,000.00	-37,000.00	-43,479.50	-44,776.00	-30,000.00	-18.9%		
TOTAL EXPENSE			4,358,530.30	5,287,191.92	5,299,091.92	3,796,082.31	5,043,912.41	5,151,528.60	-2.8%		
GRAND TOTAL			4,290,813.95	5,250,191.92	5,262,091.92	3,752,602.81	4,999,136.41	5,121,528.60	-2.7%		



# CITY OF BLOOMINGTON, IL

## PROJECTION 20255 / BUDGET ENTRY FUTURE YRS REPORT

ORG	OBJECT PROJ	DESC	2026	2027	2028	2029
10014110	Parks	Maintenance				
10014110	54990	Othr Chgs	-33,600.00	-35,280.00	-37,044.00	-38,896.00
10014110	57310	Donations	-13,000.00	-13,500.00	-14,000.00	-14,500.00
10014110	61100	Salary FT	1,883,493.00	1,949,415.26	2,017,644.79	2,088,262.36
10014110	61130	Salary SN	492,204.60	509,431.76	527,261.87	545,716.04
10014110	61150	Salary OT	67,275.00	69,629.63	72,066.66	74,589.00
10014110	62100	Dental Enh	7,679.00	7,679.00	7,679.00	7,679.00
10014110	62109	ENH HMO	7,010.85	7,361.39	7,729.46	8,115.94
10014110	62110	Group Life	1,564.00	1,564.00	1,564.00	1,564.00
10014110	62111	Enh Vision	2,139.00	2,139.00	2,139.00	2,139.00
10014110	62113	BCBS 60/12	114,978.15	120,727.06	126,763.41	133,101.58
10014110	62114	BCBS HSA	145,946.85	153,244.19	160,906.40	168,951.72
10014110	62115	RHS Contrb	7,200.00	7,200.00	7,200.00	7,200.00
10014110	62116	HSA City	12,800.00	12,800.00	12,800.00	12,800.00
10014110	62120	IMRF	170,170.56	176,126.53	182,290.96	188,671.14
10014110	62130	FICA	135,937.94	140,695.76	145,620.11	150,716.82
10014110	62140	Medicare	31,801.41	32,914.46	34,066.47	35,258.79
10014110	62170	UniformAll	19,800.00	19,800.00	19,800.00	19,800.00
10014110	62990	Othr Ben	2,400.00	2,400.00	2,400.00	2,400.00
10014110	70420	Rentals	5,000.00	5,000.00	5,000.00	5,000.00
10014110	70430	MFD Lease	1,000.00	1,000.00	1,000.00	1,000.00
10014110	70510	RepMaint B	100,000.00	105,000.00	110,000.00	115,000.00
10014110	70520	RepMaint V	88,168.00	90,813.04	93,537.43	96,343.55
10014110	70540	RepMt Othr	48,925.00	50,392.00	51,904.00	53,461.00
10014110	70542	RepMaintNF	91,592.00	98,003.00	104,863.00	112,203.00
10014110	70590	Oth Repair	338,270.00	347,818.00	357,652.00	367,782.00
10014110	70631	Dues	2,575.00	2,652.00	2,732.00	2,814.00
10014110	70632	Pro Develp	7,210.00	7,426.00	7,649.00	7,879.00
10014110	70690	Purch Serv	38,625.00	39,784.00	40,977.00	42,207.00
10014110	70702	WC Prem	14,393.69	14,825.50	15,270.27	15,728.38
10014110	70703	Liab Prem	25,232.58	25,989.56	26,769.25	27,572.32
10014110	70704	Prop In Pr	19,077.47	19,649.79	20,239.29	20,846.47
10014110	70712	WC Claim	89,043.38	91,714.68	94,466.12	97,300.11
10014110	70713	Liab Claim	6,248.66	6,436.12	6,629.20	6,828.08
10014110	70714	Prop Claim	6,248.66	6,436.12	6,629.20	6,828.08
10014110	70720	Ins Admin	13,405.54	13,807.71	14,221.94	14,648.60
10014110	71010	Off Supp	1,273.00	1,311.00	1,351.00	1,391.00
10014110	71017	Postage	106.00	109.00	113.00	116.00
10014110	71024	Janit Supp	8,111.00	8,355.00	8,605.00	8,863.00
10014110	71030	UniformSup	8,111.00	8,355.00	8,605.00	8,863.00
10014110	71070	Fuel	138,349.60	142,500.09	146,775.09	151,178.34
10014110	71073	FuelNonCit	721.00	743.00	765.00	788.00
10014110	71080	Maint Supp	17,510.00	18,035.00	18,576.00	19,134.00
10014110	71190	Other Supp	144,200.00	148,526.00	152,982.00	157,571.00
10014110	71310	Natural Gs	28,890.00	30,912.00	33,076.00	35,391.00
10014110	71320	Electricity	112,350.00	120,214.00	128,629.00	137,633.00
10014110	71330	Water	176,890.00	235,263.70	244,674.25	254,461.22
10014110	71340	Telecom	24,401.00	25,133.00	25,887.00	26,663.00
10014110	71720	Wtr Chem	42,436.00	43,709.00	45,020.00	46,371.00
10014110	72130	CO Lcn Veh	197,316.00	381,559.00	87,000.00	301,771.00

# CITY OF BLOOMINGTON, IL

## PROJECTION 20255 / BUDGET ENTRY FUTURE YRS REPORT

ORG	OBJECT PROJ	DESC	2026	2027	2028	2029
10014110	72140	CO other	254,500.00	205,000.00	120,000.00	115,000.00
10014110	73401	Lease Prin	22,736.57	960.70	.00	.00
10014110	73701	Lease Int	159.65	3.29	.00	.00
TOTAL Parks Maintenance			5,128,876.16	5,461,784.34	5,258,486.17	5,652,205.54
TOTAL REVENUE			-46,600.00	-48,780.00	-51,044.00	-53,396.00
TOTAL EXPENSE			5,175,476.16	5,510,564.34	5,309,530.17	5,705,601.54
GRAND TOTAL			5,128,876.16	5,461,784.34	5,258,486.17	5,652,205.54

# RECREATION

## 10014112



### Purpose

The Recreation Division of Bloomington Parks & Recreation Department encompasses recreation programs, the Special Opportunities Available in Recreation (S.O.A.R.) program, aquatics, and the Bloomington Ice Center. There are separate budgets for each area. This budget covers year-round recreation programs for individuals of all ages in a variety of areas including arts, sports, special interest, camps, older adults, concerts, and special events. The Parks & Recreation website, [www.bloomingtonparks.org](http://www.bloomingtonparks.org), contains the seasonal program guides which list all the programs offered. The various programs offer physical, social, and mental benefits.

### FY 2025 Budget & Program Highlights

- Continue to offer safe, quality programs for a variety of age groups.
- Offer updated free family special events and free concerts.
- Offer programs that benefit individuals mentally, socially and/or physically.
- Help with those unable to pay full price for fee-based programs.
- Provide a wide variety of introductory programs (sports, music, dance, special interest) for the community, including some free events.
- Produce three program guides to promote the department programs and activities.
- Continue to operate the Lincoln Leisure Center & the Miller Park Adult Center.
- Offer affordable childcare programs to parents when schools are out of session.

### What we accomplished in FY 2024

- Adjusted programming back to pre-pandemic regulations and have been successful in expanding capacity of offerings and participation.
- Provided a wide variety of introductory programs (sports, music, dance, special interest) for the citizens of Bloomington, including some free events.
- New programs and events were added to the mix of popular usual programs throughout the year including a new Christmas event, and expanded dance programming, have increased older adult programming and trips and revamped the afterschool sports program to an evening camp format.
- Distributed three program guides to promote the department programs and activities.
- Continued to operate the Lincoln Leisure Center.
- Continue to operate Miller Park Adult Center with new offerings for the older adults.
- Offered affordable childcare program to parents when schools are out of session for summer.

### Funding Source

General Fund with the remainder is made up of Activity Fees, Donation Fees, and Grants.

## Performance Measurements

Recreation	FY 2023 Actual	FY 2024 Adopted Budget	FY 2024 Projected	FY 2025 Adopted Budget
<i>Inputs:</i>				
Number of Full Time Employees	4	4	4	4
<i>Outputs:</i>				
<i>Programs Offered</i>				
55+ programs offered	20	20	20	40
Adult programs offered	25	25	25	25
Teen programs offered	20	20	20	25
Youth programs offered	495	495	495	500
Parent/child & preschool programs	220	220	220	220
Special events offered	40	40	40	40
<b>Total programs offered</b>	<b>840</b>	<b>840</b>	<b>840</b>	<b>855</b>
<i>Participation</i>				
Registered for 55+ programs	1,200	1,800	1,800	2,000
Registered for adult programs	2,600	2,600	2,600	2,800
Registered for teen programs	150	150	150	200
Registered for youth Programs	4,000	4,500	4,500	4,550
Registered for p/c and preschool Programs	1,200	1,300	1,300	1,300
Registered for special events	4,000	4,500	4,500	4,500
<b>Total participation</b>	<b>13,150</b>	<b>14,850</b>	<b>14,850</b>	<b>15,300</b>
<i>Revenues</i>				
<b>Total activity fees</b>	<b>\$248,565</b>	<b>\$267,224</b>	<b>\$267,224</b>	<b>\$298,160</b>

## Challenges

- There is a need in the community for affordable programs that improve the quality of life. It's difficult to keep up with the demand when current staff is working at more than one capacity.
- There is a need for facilities on the east side of Bloomington. The only indoor locations owned by the department are west of Main Street while the majority of the community lives east of Main Street.
- Updates and maintenance are needed for Lincoln Leisure Center and the Adult Center at Miller Park Pavilion.
- Recruiting quality seasonal staff is an ongoing challenge for the division. We rely on many seasonals to be able to offer quality programming all year round.

## **Fun Facts**

The Recreation Division operates with 4 full-time staff members under the direction of the Superintendent of Recreation of Bloomington Parks & Recreation. Programs are held at the Lincoln Leisure Center, Miller Park Adult Center, City Parks, and District 87 & Unit 5 schools. Staff relies on schools as indoor facilities for other programs.

## **What Else Do We Do?**

- Employ a large number of teens and college students as sport instructors and assistants, day camp counselors, special interest class instructors and more.
- Contract with outside vendors (dance, gymnastics, sports & adult fitness) to provide some programs and activities.
- Promote community unity & pride amongst citizens through events, & community outreach.

# CITY OF BLOOMINGTON, IL

## NEXT YEAR / CURRENT YEAR BUDGET ANALYSIS

ACCOUNTS FOR:		2023	2024	2024	2024	2024	2025	PCT
		ACTUAL	ORIG BUD	REVISED BUD	ACTUAL	PROJECTION	ADOPTED	CHANGE
10014112	54430							
	Fac Rntl	-450.00	-650.00	-650.00	-2,460.00	-2,045.00	-2,000.00	207.7%
10014112	54910							
	ActPgm Inc	-248,564.90	-267,224.00	-267,224.00	-238,612.05	-267,224.00	-290,000.00	8.5%
10014112	57310							
	Donations	-10,200.00	-12,000.00	-12,000.00	-9,650.00	-9,650.00	-9,650.00	-19.6%
10014112	57990							
	Misc Rev	-90.10	-2,000.00	-2,000.00	.00	.00	.00	.0%
10014112	61100							
	Salary FT	196,484.59	295,864.00	284,264.00	155,740.87	252,700.00	319,751.00	12.5%
10014112	61130							
	Salary SN	181,474.98	217,155.00	217,155.00	166,145.73	206,202.98	237,979.00	9.6%
10014112	61150							
	Salary OT	393.75	750.00	750.00	478.50	750.00	1,985.00	164.7%
10014112	62100							
	Dental Enh	943.43	1,361.00	1,361.00	604.16	1,133.36	1,361.00	.0%
10014112	62110							
	Group Life	202.58	272.00	272.00	138.80	242.40	272.00	.0%
10014112	62111							
	Enh Vision	292.60	394.00	394.00	193.69	344.97	293.00	-25.6%
10014112	62113							
	BCBS 60/12	26,710.15	40,726.00	40,726.00	17,286.42	32,165.34	42,354.00	4.0%
10014112	62114							
	BCBS HSA	.00	.00	.00	542.53	.00	.00	.0%
10014112	62115							
	RHS Contrb	1,672.32	1,800.00	1,800.00	1,315.56	1,726.00	1,800.00	.0%
10014112	62116							
	HSA City	.00	.00	.00	.00	2,000.00	2,000.00	.0%
10014112	62117							
	DentalPPO	.00	.00	.00	39.77	.00	.00	.0%
10014112	62120							
	IMRF	17,987.92	21,353.00	21,353.00	11,124.83	17,855.82	25,796.00	20.8%
10014112	62130							
	FICA	22,829.57	30,906.00	30,906.00	19,575.79	26,080.08	18,842.00	-39.0%
10014112	62140							
	Medicare	5,339.36	7,232.00	7,232.00	4,578.35	6,230.16	4,407.00	-39.1%
10014112	62150							
	UnEmpl Ins	5,082.00	.00	.00	1,918.00	1,918.00	.00	.0%
10014112	62200							
	Hlth Fac	.00	.00	.00	150.00	.00	.00	.0%
10014112	62990							
	Othr Ben	1,621.65	1,200.00	1,200.00	1,520.78	1,779.03	2,400.00	100.0%
10014112	70093							
	Bank Fees	419.88	450.00	450.00	166.74	450.00	500.00	11.1%
10014112	70095							
	CC Fees	46,152.77	57,000.00	57,000.00	34,900.79	50,000.00	55,000.00	-3.5%
10014112	70420							
	Rentals	126.54	3,200.00	3,200.00	.00	1,000.00	1,000.00	-68.8%
10014112	70430							
	MFD Lease	450.64	550.00	550.00	254.97	500.00	500.00	-9.1%
10014112	70510							
	RepMaint B	730.00	28,700.00	28,700.00	3,720.00	5,000.00	7,500.00	-73.9%
10014112	70520							
	RepMaint V	16,900.79	3,500.00	3,500.00	2,793.66	5,000.00	5,000.00	42.9%
10014112	70590							
	Oth Repair	.00	.00	.00	2,473.70	2,473.70	5,000.00	.0%
10014112	70610							
	Advertise	23,968.69	30,000.00	30,000.00	21,757.98	30,000.00	32,000.00	6.7%
10014112	70611							
	PrintBind	25,773.27	30,000.00	30,000.00	21,759.65	30,000.00	32,000.00	6.7%
10014112	70631							
	Dues	1,011.00	1,280.00	1,280.00	570.00	1,000.00	1,000.00	-21.9%
10014112	70632							
	Pro Develp	2,664.46	6,985.00	6,985.00	1,491.83	3,000.00	4,500.00	-35.6%
10014112	70690							
	Purch Serv	80,024.30	100,000.00	100,000.00	76,029.55	100,000.00	105,000.00	5.0%
10014112	70702							
	WC Prem	2,913.59	3,106.07	3,106.07	3,106.07	3,106.07	3,075.35	-1.0%
10014112	70703							
	Liab Prem	3,862.06	5,114.39	5,114.39	5,114.39	5,114.39	5,391.18	5.4%
10014112	70704							
	Prop In Pr	3,160.25	3,621.46	3,621.46	3,621.46	3,621.46	4,076.08	12.6%
10014112	70712							
	WC Claim	19,897.69	19,323.77	19,323.77	19,323.77	19,323.77	18,785.50	-2.8%
10014112	70713							
	Liab Claim	1,326.51	1,310.09	1,310.09	1,310.09	1,310.09	1,318.28	.6%
10014112	70714							
	Prop Claim	1,492.33	1,310.09	1,310.09	1,310.09	1,310.09	1,318.28	.6%
10014112	70720							
	Ins Admin	3,081.93	3,043.56	3,043.56	3,043.56	3,043.56	2,864.22	-5.9%
10014112	71010							
	Off Supp	978.77	1,000.00	1,000.00	238.60	1,000.00	1,000.00	.0%
10014112	71017							
	Postage	16,117.42	14,000.00	14,000.00	7,534.20	14,000.00	15,000.00	7.1%
10014112	71060							
	Food	6,113.77	16,000.00	16,000.00	6,017.70	10,000.00	15,000.00	-6.3%
10014112	71070							
	Fuel	4,204.32	7,000.00	7,000.00	2,528.95	5,000.00	7,500.00	7.1%

# CITY OF BLOOMINGTON, IL

## NEXT YEAR / CURRENT YEAR BUDGET ANALYSIS

PROJECTION: 20255 FY 2025 BUDGET MASTER LEVEL 5								FOR PERIOD 12	
ACCOUNTS FOR:			2023	2024	2024	2024	2024	2025	PCT
			ACTUAL	ORIG BUD	REVISED BUD	ACTUAL	PROJECTION	ADOPTED	CHANGE
Recreation									
10014112	71190	Other Supp	27,633.11	42,000.00	42,000.00	30,299.05	42,000.00	50,000.00	19.0%
10014112	71340	Telecom	8,037.43	6,800.00	6,800.00	5,098.90	8,000.00	8,800.00	29.4%
10014112	72130	CO Lcn Veh	.00	164,174.60	181,486.60	60,261.88	181,182.88	.00	.0%
10014112	85206	Fm SOAR	-25,000.00	-25,000.00	-25,000.00	-25,000.00	-25,000.00	-25,000.00	.0%
10014112	89206	To SOAR	165,862.00	175,754.00	175,754.00	175,754.00	175,754.00	183,760.00	4.6%
TOTAL Recreation			639,633.42	1,037,362.03	1,043,074.03	596,113.31	949,399.15	899,478.89	-13.8%
TOTAL REVENUE			-284,305.00	-306,874.00	-306,874.00	-275,722.05	-303,919.00	-326,650.00	6.4%
TOTAL EXPENSE			923,938.42	1,344,236.03	1,349,948.03	871,835.36	1,253,318.15	1,226,128.89	-9.2%
GRAND TOTAL			639,633.42	1,037,362.03	1,043,074.03	596,113.31	949,399.15	899,478.89	-13.8%

# CITY OF BLOOMINGTON, IL

## PROJECTION 20255 / BUDGET ENTRY FUTURE YRS REPORT

ORG	OBJECT PROJ	DESC	2026	2027	2028	2029
10014112	Recreation					
10014112	54430	Fac Rntl	-2,100.00	-2,200.00	-2,300.00	-2,400.00
10014112	54910	ActPgm Inc	-292,000.00	-294,000.00	-296,000.00	-298,000.00
10014112	57310	Donations	-9,650.00	-9,650.00	-9,650.00	-9,650.00
10014112	57990	Misc Rev	-2,000.00	-2,000.00	-2,000.00	-2,000.00
10014112	61100	Salary FT	330,942.29	342,525.27	354,513.65	366,921.63
10014112	61130	Salary SN	246,308.27	254,929.05	263,851.57	273,086.38
10014112	61150	Salary OT	2,054.48	2,126.38	2,200.80	2,277.83
10014112	62100	Dental Enh	1,361.00	1,361.00	1,361.00	1,361.00
10014112	62110	Group Life	272.00	272.00	272.00	272.00
10014112	62111	Enh Vision	293.00	293.00	293.00	293.00
10014112	62113	BCBS 60/12	44,471.70	46,695.29	49,030.05	51,481.55
10014112	62115	RHS Contrb	1,800.00	1,800.00	1,800.00	1,800.00
10014112	62116	HSA City	2,000.00	2,000.00	2,000.00	2,000.00
10014112	62120	IMRF	26,698.86	27,633.32	28,600.49	29,601.50
10014112	62130	FICA	19,501.47	20,184.02	20,890.46	21,621.63
10014112	62140	Medicare	4,561.25	4,720.89	4,886.12	5,057.13
10014112	62990	Othr Ben	2,400.00	2,400.00	2,400.00	2,400.00
10014112	70093	Bank Fees	550.00	600.00	650.00	700.00
10014112	70095	CC Fees	62,000.00	63,000.00	64,000.00	66,000.00
10014112	70420	Rentals	4,000.00	4,500.00	5,000.00	5,500.00
10014112	70430	MFD Lease	500.00	500.00	500.00	500.00
10014112	70510	RepMaint B	40,000.00	42,000.00	44,000.00	46,000.00
10014112	70520	RepMaint V	7,725.00	7,956.75	8,195.45	8,441.32
10014112	70590	Oth Repair	6,800.00	6,900.00	7,000.00	7,100.00
10014112	70610	Advertise	34,000.00	36,000.00	38,000.00	40,000.00
10014112	70611	PrintBind	34,000.00	36,000.00	38,000.00	40,000.00
10014112	70631	Dues	2,030.00	2,080.00	2,130.00	2,180.00
10014112	70632	Pro Develp	8,600.00	8,700.00	8,800.00	8,900.00
10014112	70690	Purch Serv	114,000.00	119,000.00	123,000.00	128,000.00
10014112	70702	WC Prem	3,167.61	3,262.64	3,360.52	3,461.33
10014112	70703	Liab Prem	5,552.92	5,719.50	5,891.09	6,067.82
10014112	70704	Prop In Pr	4,198.37	4,324.32	4,454.05	4,587.67
10014112	70712	WC Claim	19,349.06	19,929.53	20,527.42	21,143.24
10014112	70713	Liab Claim	1,357.83	1,398.56	1,440.52	1,483.74
10014112	70714	Prop Claim	1,357.83	1,398.56	1,440.52	1,483.74
10014112	70720	Ins Admin	2,950.15	3,038.65	3,129.81	3,223.71
10014112	71010	Off Supp	1,600.00	1,700.00	1,800.00	1,900.00
10014112	71017	Postage	15,500.00	16,000.00	16,500.00	17,000.00
10014112	71060	Food	22,850.00	23,850.00	24,850.00	25,850.00
10014112	71070	Fuel	22,557.00	23,233.71	23,930.72	24,648.64
10014112	71190	Other Supp	65,000.00	67,000.00	69,000.00	71,000.00
10014112	71340	Telecom	9,100.00	9,600.00	10,200.00	10,800.00
10014112	72130	CO Lcn Veh	.00	.00	.00	58,740.00
10014112	85206	Fm SOAR	-25,000.00	-25,000.00	-25,000.00	-25,000.00
10014112	89206	To SOAR	189,272.00	194,950.00	200,799.00	206,823.00
TOTAL Recreation			1,029,932.09	1,076,732.44	1,123,748.24	1,232,657.86



# CITY OF BLOOMINGTON, IL

## PROJECTION 20255 / BUDGET ENTRY FUTURE YRS REPORT

ORG	OBJECT PROJ	DESC	2026	2027	2028	2029
	TOTAL	REVENUE	-330,750.00	-332,850.00	-334,950.00	-337,050.00
	TOTAL	EXPENSE	1,360,682.09	1,409,582.44	1,458,698.24	1,569,707.86
	GRAND	TOTAL	1,029,932.09	1,076,732.44	1,123,748.24	1,232,657.86



## Purpose

The Aquatics Division of Bloomington Parks and Recreation operates two outdoor swimming pools (Holiday and O'Neil), Miller Park Paddleboats, and two chlorinated Splash Pads (Miller Park and O'Neil Park). O'Neil Pool has undergone an approximately renovation which will re-open in May 2024 as an Aquatic Center. The renovation included adding a lap pool, splash pad, lazy river, water slide, concession area and skatepark.

The aquatics programming includes:

- Daily public open swim sessions
  - Season pass holder swim sessions.
- Swim lessons offering lifesaving skills.
  - Group and private swim lessons
  - Lessons offered to ages 6 months to adult.
- Safety training classes
  - Offering Lifeguard and Jr. Lifeguard programs
- Low to medium impact exercise programs
  - Adult Lap Swim, Aqua Zumba, River Walk, and Youth Swim Team
- Miller Park Paddleboats
  - Have both 2-seater and 4-seater boats.
  - 30-minute ride for family fun and additional exercise
- Pool rentals offered before and after regular scheduled public open swim sessions.
  - Birthday parties, sport teams, church outings, scout groups, day camps
- Two outdoor chlorinated Splash Pads
  - Extended operating season, weather permitting, May – October
  - Inclusive for all ages.
  - Free for public



## FY 2025 Budget & Program Highlights

Help make our City family friendly through access to affordable, family-oriented activities.

- Sell season passes at an individual rate which is more affordable for families.
- Work with non-profit organizations to offer them a discounted rate for daily admission.
- A place for healthy family fun and socializing.
- Staff provides the highest quality of surveillance, education, and guest experiences.
- Offer sensory swim for those families needing a quieter and calmer environment.



Offer alternative choices for entertainment and recreation:

- Offer open swim daily, weather permitting, from Memorial Day through Labor Day.
- Offer family fun at Miller Park Paddleboats Friday-Sunday during Memorial Day through Labor Day.
- Continue to offer morning, evening, and weekend swim lessons from group lessons to private lessons for all ages.
- Aquatic staff will provide leisure and recreational opportunities for residents and guests.
- Offer pool rentals before and after regular public open swims.
- Multiple special events for family-oriented fun at the pool.
- Interactive splash pads for all ages and abilities.



## Funding Source

General Fund with the remainder from Activity Fees, Admission Fees, and Concession Revenues

## What we accomplished in FY 2024

- Between group swim lessons, private swim lessons and lifeguard classes, we saw many new and returning participants in our programs. With the large number of participants going through our swimming classes, we were able to teach lifesaving skills to many members in the community.
- Staff continues to see loyal families returning year after year and new families discover the great opportunities of swimming that Bloomington offers.
- We continue to improve and provide better customer service to our guests.
- O'Neil Pool rejuvenation project is continuing. Site work began in August 2022.
- New rentable area at Holiday Pool – Party Patio. New concrete patio featuring picnic tables and park grill that can hold up to 30 guests.
- Holiday Tot Pool will receive work to fix a pipe leak underneath the pool.
- Miller Park Paddleboats received a facelift with a brand-new dock built by our Parks Maintenance Team as well as one new yellow paddleboat.
- Have awesome staff who help with recruiting others to work.

- When District 87 was in session, we were closed Monday-Thursday, and only open Friday – Sunday. Staff jumped at the chance to work and was never short staffed during our last couple weeks of the season.
- Offered new programs including Sensory Swim and Member Appreciation Swim that was well liked.



Performance Measurements

Aquatics - 10014120	FY 2024	FY 2023	24 vs 23
<i>Operating Summer:</i>	2023	2022	
<b>HOLIDAY POOL</b>			
<b>Preschool</b>	419	456	-37
<b>Adult</b>	7,626	6,276	1,350
<b>Non-Profit Groups</b>	499	398	101
<b>Other Groups</b>	0	64	-64
<b>Season Passes</b>	10,502	8,652	1,850
<b>Bloomington Day Camp</b>	2,127	1,718	409
<b>Courtesy Passes</b>	26	48	-22
<b>Spectators</b>	205	125	80
<b>Sub-total</b>	<b>21,404</b>	<b>17,737</b>	<b>21%</b>
<b>Swim Lessons Registered</b>	714	638	76
<b>Private Swim Lessons Registered</b>	159	128	31
<b>Lessons Total Attendance</b>	5,388	4,762	626

<b>Lifeguard &amp; Jr. Lifeguard Classes Registered</b>	21	8	13
<b>Pool Rentals Booked</b>	53	68	-15
<b>Pool Rentals Attendance</b>	2,772	3,195	-423
<b>Sub-total</b>	<b>9,107</b>	<b>8,799</b>	<b>4%</b>
<b>TOTAL</b>	<b>30,511</b>	<b>26,536</b>	<b>15%</b>
<b><u>MILLER PARK PADDLEBOATS</u></b>			
<b>Paddleboats Patrons</b>	1,514	1,426	88
<b>Paddleboat Group/Rental</b>	77	0	77
<b>Miller Park Summer Pass</b>	111	4	107
<b>No Cost Admissions (<i>Pre-School &amp; Courtesy Passes</i>)</b>	16	0	16
<b>TOTAL</b>	<b>1,718</b>	<b>1,430</b>	<b>20%</b>

## Challenges

- Holiday Pool (the aluminum pool liner) has been serving the city for 53 years. Doing constant upkeep to keep the pool operational.
- Aluminum pool liners have a life span of 25 years.
- Memorial Day and Labor Day weekends were warmer making for high attendance and met bather load limits causing some customers having to wait before entering the facility.
- Had to close a couple of days due to a new challenge faced by the Air Quality. Always keeping patrons' safety first.
- O'Neil Pool was closed for the 2023 Season due to construction.

## Fun Facts

The pools are open daily from Memorial Day weekend through Labor Day weekend. Normally one pool closes the middle of August each year while the other one stays open through Labor Day. We follow the local school district schedules and when they are in session, we only open on Friday evenings and weekends while being closed Monday-Thursday during the week. Miller Park Paddleboats opens the weekend before Memorial Day and closes Labor Day weekend. Miller Park Paddleboats is a great family activity even on cooler summer days. In FY 24, Holiday Pool was open all season as O'Neil Pool goes through renovations.

# CITY OF BLOOMINGTON, IL

## NEXT YEAR / CURRENT YEAR BUDGET ANALYSIS

ACCOUNTS FOR:		2023	2024	2024	2024	2024	2025	PCT
		ACTUAL	ORIG BUD	REVISED BUD	ACTUAL	PROJECTION	ADOPTED	CHANGE
10014120	54160	BtRnt Fee	-2,913.42	-2,900.00	-2,900.00	-3,164.40	-2,969.00	2.4%
10014120	54910	ActPgm Inc	-29,822.00	-68,927.00	-68,927.00	-44,601.00	-77,253.00	12.1%
10014120	54920	Admin Fee	-80,950.75	-490,305.00	-490,305.00	-88,907.00	-492,201.00	.4%
10014120	57035	Concession	-1,135.50	-31,000.00	-31,000.00	-1,253.46	-31,000.00	.0%
10014120	57050	Tx on Sale	-12.00	.00	.00	-1.99	.00	.0%
10014120	57310	Donations	.00	-1,000.00	-1,000.00	-1,000.00	-1,000.00	.0%
10014120	57985	Cash Stovr	-5.00	.00	.00	15.60	.00	.0%
10014120	57990	Misc Rev	-1,076.08	-2,975.00	-2,975.00	-1,088.49	-3,024.00	1.6%
10014120	61130	Salary SN	123,719.93	518,000.00	381,687.94	182,978.07	615,221.00	61.2%
10014120	61150	Salary OT	48.57	2,000.00	2,000.00	162.28	2,000.00	.0%
10014120	62130	FICA	7,673.66	32,241.00	32,241.00	11,354.88	38,267.70	18.7%
10014120	62140	Medicare	1,794.62	7,541.00	7,541.00	2,655.53	8,949.71	18.7%
10014120	70220	Oth PT Sv	.00	.00	49,900.00	49,900.00	.00	.0%
10014120	70510	RepMaint B	5,877.70	21,425.00	21,425.00	1,782.90	23,100.00	7.8%
10014120	70590	Oth Repair	10,036.65	75,000.00	75,000.00	16,362.26	45,000.00	-40.0%
10014120	70610	Advertise	.00	.00	.00	.00	5,000.00	.0%
10014120	70631	Dues	.00	600.00	600.00	.00	800.00	33.3%
10014120	70632	Pro Develp	1,605.85	5,500.00	5,500.00	1,132.00	12,000.00	118.2%
10014120	70690	Purch Serv	4,452.50	10,400.00	10,400.00	3,350.00	12,100.00	16.3%
10014120	70702	WC Prem	744.31	2,823.23	2,823.23	2,823.23	3,099.60	9.8%
10014120	70703	Liab Prem	986.61	4,648.66	4,648.66	4,648.66	5,433.69	16.9%
10014120	70704	Prop Prem	807.32	3,291.68	3,291.68	3,291.68	4,108.22	24.8%
10014120	70712	WC Claim	4,664.91	15,992.34	15,992.34	15,992.34	16,875.80	5.5%
10014120	70713	Liab Claim	310.99	1,084.23	1,084.23	1,084.23	1,184.27	9.2%
10014120	70714	Prop Claim	349.87	1,084.23	1,084.23	1,084.23	1,184.27	9.2%
10014120	70720	Ins Admin	787.31	2,766.41	2,766.41	2,766.41	2,886.81	4.4%
10014120	71010	Off Supp	1,958.36	500.00	500.00	1,426.49	500.00	.0%
10014120	71024	Janit Supp	758.82	6,000.00	6,000.00	1,090.47	4,500.00	-25.0%
10014120	71030	UniformSup	1,211.09	5,500.00	5,500.00	4,860.22	9,000.00	63.6%
10014120	71060	Food	651.88	18,000.00	18,000.00	645.14	20,000.00	11.1%
10014120	71190	Other Supp	159,505.22	41,500.00	74,438.06	65,117.45	34,000.00	-54.3%
10014120	71310	Natural Gs	13,535.96	59,700.00	59,700.00	7,790.38	60,000.00	.5%
10014120	71320	Electricity	15,531.03	83,000.00	83,000.00	13,363.95	83,000.00	.0%
10014120	71330	Water	28,476.73	119,800.00	119,800.00	31,365.92	159,600.00	33.2%
10014120	71340	Telecom	5,226.51	15,500.00	15,500.00	4,429.19	16,000.00	3.2%
10014120	71720	Wtr Chem	9,318.37	39,500.00	39,500.00	19,139.55	53,500.00	35.4%
10014120	72140	CO Other	.00	.00	18,850.00	18,850.00	50,000.00	165.3%
TOTAL Aquatics			284,120.02	496,290.78	461,666.78	329,446.72	679,864.07	47.3%
TOTAL REVENUE			-115,914.75	-597,107.00	-597,107.00	-140,000.74	-607,447.00	1.7%
TOTAL EXPENSE			400,034.77	1,093,397.78	1,058,773.78	469,447.46	1,287,311.07	21.6%
GRAND TOTAL			284,120.02	496,290.78	461,666.78	329,446.72	679,864.07	47.3%



# CITY OF BLOOMINGTON, IL

## PROJECTION 20255 / BUDGET ENTRY FUTURE YRS REPORT

ORG	OBJECT PROJ	DESC	2026	2027	2028	2029
10014120	Aquatics					
10014120	54160	BtRnt Fee	-2,900.00	-3,000.00	-3,000.00	-3,100.00
10014120	54910	ActPgm Inc	-77,000.00	-79,000.00	-80,000.00	-82,000.00
10014120	54920	Admin Fee	-496,000.00	-502,000.00	-502,000.00	-508,000.00
10014120	57035	Concession	-31,500.00	-33,500.00	-33,500.00	-35,500.00
10014120	57310	Donations	-1,000.00	-1,000.00	-1,000.00	-1,000.00
10014120	57990	Misc Rev	-3,500.00	-3,600.00	-3,600.00	-3,700.00
10014120	61130	Salary SN	636,753.74	659,040.12	682,106.52	705,980.25
10014120	61150	Salary OT	2,070.00	2,142.45	2,217.44	2,295.05
10014120	62130	FICA	39,607.07	40,993.32	42,428.08	43,913.07
10014120	62140	Medicare	9,262.95	9,587.15	9,922.70	10,270.00
10014120	70510	RepMaint B	26,100.00	27,100.00	31,300.00	32,300.00
10014120	70590	Oth Repair	62,000.00	64,000.00	71,000.00	73,000.00
10014120	70610	Advertise	5,000.00	5,000.00	5,000.00	5,000.00
10014120	70631	Dues	1,000.00	1,000.00	1,200.00	1,200.00
10014120	70632	Pro Develp	12,000.00	14,000.00	14,000.00	16,000.00
10014120	70690	Purch Serv	12,100.00	14,300.00	16,400.00	20,100.00
10014120	70702	WC Prem	3,192.59	3,288.37	3,387.02	3,488.63
10014120	70703	Liab Prem	5,596.70	5,764.60	5,937.54	6,115.67
10014120	70704	Prop Prem	4,231.47	4,358.42	4,489.17	4,623.84
10014120	70712	WC Claim	17,382.07	17,903.53	18,440.64	18,993.86
10014120	70713	Liab Claim	1,219.79	1,256.39	1,294.08	1,332.90
10014120	70714	Prop Claim	1,219.79	1,256.39	1,294.08	1,332.90
10014120	70720	Ins Admin	2,973.41	3,062.61	3,154.49	3,249.13
10014120	71010	Off Supp	500.00	500.00	500.00	500.00
10014120	71024	Janit Supp	4,500.00	5,500.00	6,500.00	7,500.00
10014120	71030	UniformSup	10,000.00	11,000.00	12,000.00	13,000.00
10014120	71060	Food	20,000.00	20,000.00	20,000.00	20,000.00
10014120	71190	Other Supp	31,000.00	31,000.00	35,500.00	35,500.00
10014120	71310	Natural Gs	62,000.00	64,000.00	66,000.00	68,000.00
10014120	71320	Electricity	83,000.00	85,000.00	85,000.00	85,000.00
10014120	71330	Water	212,268.00	282,316.44	293,609.10	305,353.46
10014120	71340	Telecom	16,000.00	18,000.00	18,000.00	20,000.00
10014120	71720	Wtr Chem	59,500.00	65,500.00	72,500.00	78,500.00
10014120	72140	CO other	.00	.00	24,000.00	37,000.00
TOTAL Aquatics			728,577.58	834,769.79	924,080.86	986,248.76
TOTAL REVENUE			-611,900.00	-622,100.00	-623,100.00	-633,300.00
TOTAL EXPENSE			1,340,477.58	1,456,869.79	1,547,180.86	1,619,548.76
GRAND TOTAL			728,577.58	834,769.79	924,080.86	986,248.76

# BLOOMINGTON CENTER FOR THE PERFORMING ARTS

10014125



## Purpose

The BCPA has attracted audiences from 728 Illinois communities, 46 states, and 13 foreign countries, highlighting its value as an ever-growing tourist attraction and influence on the cultural life of the community. The facility also provides a significant community service as a venue for wedding receptions, fundraisers, social events, arts workshops, and community meetings. The annual performance series offers 30-35 performances, and this past year there were 85 total rentals and performances.

*The Mission Statement of the Bloomington Center for the Performing Arts is:*

*"To create an environment where all forms of artistic expression are appreciated, encourages and seen as a contribution to the quality of life of our community."*

## Authorization

The City of Bloomington Parks & Recreation Department and its related activities have been codified in Chapter 19 & Chapter 31 of the City Code

## FY 2025 Budget & Program Highlights

- The City allocates a portion of the Home Rule Sales Tax to the BCPA. In FY 2025, \$1.7 million of Home Rule Sales Tax will be allocated to the BCPA.
- The BCPA will make bond payments totaling \$560,714 (principal and interest) during FY 2025 the General Obligation 2005 refinanced in 2018 bond issuances for renovation of the BCPA.
- Fundraising efforts, spearheaded by the Friends of the BCPA, including grant requests to private and corporate foundations, are ongoing in FY 2024 and will continue into FY 2025. Including a \$500,000.00 grant payment from the Illinois Arts Council Agency.
- The BCPA is a regional destination for excellent arts and cultural programming in central Illinois.
- The BCPA plans to expand arts education programs in the coming year to give area youth an opportunity to explore and develop creative outlets of expression.

## Funding Source

Funding for BCPA programs and operations is provided, in part, by a portion of the ¼ of 1% Home Rule Sales Tax instituted for this purpose. Revenues generated in both the BCPA, and the Creativity Center come from sources including ticket sales, facility rentals, user fees, grants, sponsorships, memberships, class fees and donations. Specific grants coming through the Illinois Arts Council Agency. There has been a precipitous fall in federal, state, and local grant funding over the past five years, but with the formation of the Friends of the BCPA and the addition of the Development Manager's position, the BCPA plans to raise money to help offset some of the costs associated with providing diverse arts programming.



## What we accomplished in FY 2024

- Attendance has risen to pre-pandemic levels. BCPA has already had two sold out shows with more heading in that direction.
- With the creation of the Arts & Entertainment Department we will have more outreach opportunities bring exposure to our facilities.

## Challenges

- Programming – We continue to monitor the national economy and local school funding to evaluate a proper balance of programming, and we continue to develop new partnerships to support our existing programming and minimize financial risk.

## What does the BCPA do for Bloomington?

We are financially responsible in the management of our programs.

- The BCPA has 115 dedicated volunteers who work as ushers and in a number of other capacities. The volunteers staff over 40 public events at the BCPA annually, contributing approximately 8,630 hours (4 FTE) support to the program, a \$191,060 value to the BCPA
- We play a vital role in supporting and enhancing the Downtown area.
- Based on ticketed events, the Bloomington/Normal Area Convention and Visitors Bureau estimates the BCPA's economic impact on the community at \$1,086,711. Using an arts-specific economic calculator, Americans for the Arts estimates the BCPA's total impact at over \$5 million annually, including expenditures by patrons and the income by the 148 artist jobs supported by BCPA programming during the year.
- The BCPA's Student Spotlight Series attracts over 3,000 students from across Central Illinois each year. The Student Spotlight Series helps teachers meet Illinois Common Core Standards on a wide variety of subjects, including Performing Arts, English Language Arts, History, Science, and Math. The BCPA is also involved in education programs within the schools and works in conjunction with the Community Educators Group of McLean County.

## What is the Creativity Center?

- The Creativity Center will be a place where a wide variety of community performing arts groups can come together as stakeholders. But it will also be a place where, through arts education, disenfranchised people can find their value and their voice. When people understand what it is to create, they will be less likely to destroy. Newcomers to the creative process can come to understand that they can have a positive impact on their community.
- BCPA staff and supporters continue to work on the development of a Creativity Center for arts education. We currently rent rehearsal, storage, and office space within the Creativity Center and BCPA to the Pantagraph Holiday Spectacular, Inc., BCAI School of Arts and The American Passion Play, Inc. as well as an improv acting workshop, private piano lessons, instruction in stringed instruments, dance classes and more. Local visual artists recognize the value of the building as a place where they can work on outdoor art before it gets moved to its permanent location.
- Plans are still underway for the privately funded renovation of the Creativity Center. Architects from Farnsworth Group were hired in early 2010 and completed the initial designs for the project, including a plan that will allow renovation of the building to be completed in phases as donations are received.

Over \$1 million has already been raised toward a \$5 million goal. In 2020, The Creativity Center project received a grant in the amount of \$2,000,000. The first payment of \$500,000 was received in FY 2023, with \$300,000 additional received in FY 2024.

# CITY OF BLOOMINGTON, IL

## NEXT YEAR / CURRENT YEAR BUDGET ANALYSIS

ACCOUNTS FOR:				PROJECTION: 20255 FY 2025 BUDGET MASTER LEVEL 5				FOR PERIOD 12			
BCPA				2023 ACTUAL	2024 ORIG BUD	2024 REVISED BUD	2024 ACTUAL	2024 PROJECTION	2025 ADOPTED	PCT CHANGE	
10014125	50014	20000	Hm Rule Tx	-1,700,000.00	-1,700,000.00	-1,700,000.00	-1,700,000.00	-1,700,000.00	-1,700,000.00	.0%	
10014125	53120	20000	St Grants	-18,900.00	-17,600.00	-17,600.00	.00	-18,900.00	-18,900.00	7.4%	
10014125	54430	20000	Fac Rntl	-111,973.75	-127,500.00	-127,500.00	-73,963.07	-100,000.00	-100,000.00	-21.6%	
10014125	54430	20100	Fac Rntl	-23,390.00	-11,000.00	-11,000.00	-18,465.00	-17,500.00	-17,500.00	59.1%	
10014125	54910	20000	ActPgm Inc	.00	-2,500.00	-2,500.00	.00	.00	.00	.0%	
10014125	54920	20000	Admin Fee	-375,775.66	-470,000.00	-470,000.00	-827,613.83	-750,000.00	-675,000.00	43.6%	
10014125	54990	20000	Othr Chgs	-5,191.30	-10,000.00	-10,000.00	.00	-5,000.00	-5,000.00	-50.0%	
10014125	57035	20000	Concession	-16,733.26	-22,000.00	-22,000.00	-16,928.38	-17,500.00	-17,500.00	-20.5%	
10014125	57036	20000	MerchComm	-798.00	-2,000.00	-2,000.00	-2,274.96	-2,000.00	-2,000.00	.0%	
10014125	57310	20000	Donations	-143.00	-200.00	-200.00	.00	-200.00	-200.00	.0%	
10014125	57390	20000	Othr cont	-3,306.75	-10,000.00	-10,000.00	.00	.00	.00	.0%	
10014125	57490	20000	Othr Reimb	-1,531.62	-1,200.00	-1,200.00	-1,298.28	-1,500.00	-1,500.00	25.0%	
10014125	57990	20000	Misc Rev	64.58	-1,000.00	-1,000.00	231.00	138.19	.00	.0%	
10014125	57992	20000	ATM Rev	-15,057.72	-15,500.00	-15,500.00	-11,293.29	-15,057.72	-15,057.72	-2.9%	
10014125	61100	20000	Salary FT	308,477.19	534,784.00	534,784.00	294,356.48	470,000.00	585,780.00	9.5%	
10014125	61130	20000	Salary SN	162,655.80	189,000.00	189,000.00	149,711.52	200,000.00	253,160.00	33.9%	
10014125	61150	20000	Salary OT	3,127.40	12,500.00	12,500.00	4,251.40	6,048.32	12,500.00	.0%	
10014125	61190	20000	Othr Salry	2,910.67	.00	.00	7,500.00	7,500.00	.00	.0%	
10014125	62100	20000	Dental Enh	1,320.87	2,137.00	2,137.00	1,093.15	1,685.80	1,738.00	-18.7%	
10014125	62110	20000	Group Life	363.71	544.00	544.00	311.20	490.40	544.00	.0%	
10014125	62111	20000	Enh Vision	257.09	460.00	460.00	208.88	309.38	326.00	-29.1%	
10014125	62113	20000	BCBS 60/12	28,651.63	54,999.00	54,999.00	26,326.22	39,500.78	41,970.00	-23.7%	
10014125	62114	20000	BCBS HSA	10,958.08	11,798.00	11,798.00	8,104.46	11,938.32	12,270.00	4.0%	
10014125	62116	20000	HSA City	2,400.00	2,400.00	2,400.00	.00	3,600.00	3,600.00	50.0%	
10014125	62117	20000	DentalPPO	.00	.00	.00	63.14	.00	.00	.0%	
10014125	62120	20000	IMRF	29,473.45	37,110.00	37,110.00	21,794.64	32,262.04	44,216.00	19.1%	
10014125	62130	20000	FICA	28,559.71	44,170.00	44,170.00	27,358.67	40,897.77	34,923.00	-20.9%	
10014125	62140	20000	Medicare	6,679.48	10,334.00	10,334.00	6,398.82	9,565.05	8,170.00	-20.9%	
10014125	62150	20000	UnEmpl Ins	25,341.75	.00	.00	8,024.00	10,000.00	.00	.0%	
10014125	62170	20000	UniformAll	900.00	900.00	900.00	900.00	900.00	900.00	.0%	
10014125	62330	20000	LIUNA Pen	936.59	936.00	936.00	643.51	931.51	936.00	.0%	
10014125	62990	20000	Othr Ben	.00	2,400.00	2,400.00	.00	.00	.00	.0%	
10014125	70095	20000	CC Fees	8,005.47	7,500.00	7,500.00	6,687.09	8,000.00	8,000.00	6.7%	
10014125	70095	20100	CC Fees	656.55	1,000.00	1,000.00	424.18	750.00	750.00	-25.0%	
10014125	70218	20000	Artist Fee	340,078.77	350,000.00	350,000.00	374,477.20	390,000.00	460,000.00	31.4%	
10014125	70220	20000	Oth PT Sv	7,563.30	20,000.00	20,000.00	2,043.80	20,000.00	22,500.00	12.5%	
10014125	70420	20000	Rentals	2,562.58	8,000.00	8,000.00	119.80	5,000.00	7,500.00	-6.3%	
10014125	70430	20000	MFD Lease	1,758.60	2,000.00	2,000.00	1,158.64	2,000.00	2,000.00	.0%	
10014125	70510	20000	RepMaint B	55,093.16	52,500.00	52,500.00	44,474.78	57,500.00	75,000.00	42.9%	
10014125	70510	20100	RepMaint B	9,806.51	10,000.00	10,000.00	12,045.25	15,000.00	12,500.00	25.0%	
10014125	70520	20000	RepMaint V	.00	300.00	300.00	.00	.00	.00	.0%	
10014125	70530	20000	RepMaint O	2,078.97	3,000.00	3,000.00	1,630.20	2,000.00	2,000.00	-33.3%	
10014125	70540	20000	RepMt Othr	25,991.76	15,000.00	15,000.00	8,301.12	16,500.00	20,000.00	33.3%	
10014125	70590	20000	Oth Repair	1,735.48	5,000.00	5,000.00	1,142.74	5,000.00	5,000.00	.0%	

# CITY OF BLOOMINGTON, IL

## NEXT YEAR / CURRENT YEAR BUDGET ANALYSIS

PROJECTION: 20255 FY 2025 BUDGET MASTER LEVEL 5										FOR PERIOD 12
ACCOUNTS FOR:				2023	2024	2024	2024	2024	2025	PCT
BCPA				ACTUAL	ORIG BUD	REVISED BUD	ACTUAL	PROJECTION	ADOPTED	CHANGE
10014125	70610	20000	Advertise	66,872.20	77,500.00	77,500.00	71,440.65	80,000.00	90,000.00	16.1%
10014125	70611	20000	PrintBind	11,167.60	15,000.00	15,000.00	143.50	7,500.00	10,000.00	-33.3%
10014125	70631	20000	Dues	5,491.85	5,000.00	5,000.00	738.50	2,500.00	5,000.00	.0%
10014125	70632	20000	Pro Develp	5,632.23	7,000.00	7,000.00	5,253.85	7,000.00	10,000.00	42.9%
10014125	70641	20000	Temp Sv	2,277.80	30,000.00	30,000.00	1,847.45	10,000.00	10,000.00	-66.7%
10014125	70690	20000	Purch Serv	21,466.68	15,000.00	15,000.00	5,806.28	15,000.00	17,500.00	16.7%
10014125	70690	20100	Purch Serv	1,822.50	.00	.00	80.00	80.00	.00	.0%
10014125	70702	20000	WC Prem	4,100.85	4,548.44	4,548.44	4,548.44	4,548.44	4,669.81	2.7%
10014125	70703	20000	Liab Prem	5,435.81	7,489.36	7,489.36	7,489.36	7,489.36	8,186.32	9.3%
10014125	70704	20000	Prop Prem	4,448.03	5,303.16	5,303.16	5,303.16	5,303.16	6,189.39	16.7%
10014125	70712	20000	WC Claim	25,461.82	28,856.70	28,856.70	28,856.70	28,856.70	25,602.67	-11.3%
10014125	70713	20000	Liab Claim	1,697.45	1,956.39	1,956.39	1,956.39	1,956.39	1,796.68	-8.2%
10014125	70714	20000	Prop Claim	1,909.64	1,956.39	1,956.39	1,956.39	1,956.39	1,796.68	-8.2%
10014125	70720	20000	Ins Admin	4,337.78	4,456.91	4,456.91	4,456.91	4,456.91	4,349.22	-2.4%
10014125	71010	20000	Off Supp	2,668.36	5,000.00	5,000.00	2,864.89	5,000.00	5,500.00	10.0%
10014125	71017	20000	Postage	4,506.60	10,000.00	10,000.00	44.76	5,000.00	6,000.00	-40.0%
10014125	71024	20000	Janit Supp	5,812.32	12,000.00	12,000.00	1,612.89	3,000.00	7,500.00	-37.5%
10014125	71024	20100	Janit Supp	3,076.83	1,750.00	1,750.00	4,337.70	7,500.00	7,500.00	328.6%
10014125	71030	20000	UniformSup	278.25	7,500.00	7,500.00	92.70	1,000.00	1,000.00	-86.7%
10014125	71060	20000	Food	10,190.08	8,000.00	8,000.00	10,861.83	15,000.00	15,000.00	87.5%
10014125	71070	20000	Fuel	52.52	.00	.00	58.10	58.10	.00	.0%
10014125	71080	20000	Maint Supp	.00	300.00	300.00	45.34	100.00	100.00	-66.7%
10014125	71190	20000	Other Supp	25,187.90	33,000.00	33,000.00	26,299.68	20,000.00	25,000.00	-24.2%
10014125	71310	20000	Natural Gs	17,084.97	29,000.00	29,000.00	5,329.28	20,000.00	25,000.00	-13.8%
10014125	71320	20000	Electricity	145,175.77	116,000.00	116,000.00	123,942.85	160,000.00	175,000.00	50.9%
10014125	71330	20000	Water	15,204.19	15,000.00	15,000.00	13,549.64	15,000.00	19,950.00	33.0%
10014125	71340	20000	Telecom	5,266.96	5,500.00	5,500.00	4,045.69	5,500.00	5,500.00	.0%
10014125	71340	20100	Telecom	13,383.02	13,000.00	13,000.00	8,784.66	13,000.00	13,000.00	.0%
10014125	71470	20000	AV Matr'l	.00	20,000.00	20,000.00	254.88	10,000.00	15,000.00	-25.0%
10014125	71750	20000	Beverages	386.50	6,500.00	6,500.00	159.60	2,000.00	4,000.00	-38.5%
10014125	72140	20000	CO Other	116,422.05	37,500.00	37,500.00	36,741.00	36,741.00	120,000.00	220.0%
10014125	79980	20000	SpProg Exp	6,897.42	11,000.00	11,000.00	609.84	7,500.00	9,000.00	-18.2%
10014125	79990	20000	Othr Exp	761.91	1,000.00	1,000.00	122.17	750.00	1,000.00	.0%
10014125	89301	20000	To GBI	560,204.98	560,860.47	560,860.47	560,860.47	560,860.47	560,714.07	.0%
10014125	89307	20000	To 04 MPBd	300,683.50	295,292.40	295,292.40	295,292.40	295,292.40	.00	.0%
TOTAL BCPA				190,974.46	380,542.22	380,542.22	-406,266.97	89,809.16	274,480.12	-27.9%
TOTAL REVENUE				-2,272,736.48	-2,390,500.00	-2,390,500.00	-2,651,605.81	-2,627,519.53	-2,552,657.72	6.8%
TOTAL EXPENSE				2,463,710.94	2,771,042.22	2,771,042.22	2,245,338.84	2,717,328.69	2,827,137.84	2.0%
GRAND TOTAL				190,974.46	380,542.22	380,542.22	-406,266.97	89,809.16	274,480.12	-27.9%

# CITY OF BLOOMINGTON, IL

## PROJECTION 20255 / BUDGET ENTRY FUTURE YRS REPORT

ORG	OBJECT	PROJ	DESC	2026	2027	2028	2029
10014125	BCPA						
10014125	50014	20000	Hm Rule Tx	-1,700,000.00	-1,700,000.00	-1,700,000.00	-1,700,000.00
10014125	53120	20000	St Grants	-18,900.00	-18,900.00	-18,900.00	-18,900.00
10014125	54430	20000	Fac Rntl	-127,500.00	-130,000.00	-131,000.00	-131,000.00
10014125	54430	20100	Fac Rntl	-12,000.00	-12,000.00	-12,000.00	-12,000.00
10014125	54920	20000	Admin Fee	-535,000.00	-555,000.00	-570,000.00	-575,000.00
10014125	54990	20000	Othr Chgs	-5,000.00	-5,000.00	-5,000.00	-5,000.00
10014125	57035	20000	Concession	-32,500.00	-37,500.00	-42,500.00	-47,500.00
10014125	57036	20000	MerchComm	-3,000.00	-3,000.00	-3,500.00	-3,500.00
10014125	57310	20000	Donations	-200.00	-200.00	-200.00	-200.00
10014125	57390	20000	Othr Cont	-7,000.00	-7,000.00	-7,000.00	-7,000.00
10014125	57490	20000	Othr Reimb	-1,200.00	-1,200.00	-1,200.00	-1,200.00
10014125	57990	20000	Misc Rev	-1,000.00	-1,000.00	-1,000.00	-1,000.00
10014125	57992	20000	ATM Rev	-15,500.00	-15,500.00	-15,500.00	-15,500.00
10014125	61100	20000	Salary FT	606,282.30	627,502.18	649,464.76	672,196.02
10014125	61130	20000	Salary SN	262,020.60	271,191.32	280,683.02	290,506.92
10014125	61150	20000	Salary OT	12,937.50	13,390.31	13,858.97	14,344.04
10014125	62100	20000	Dental Enh	1,738.00	1,738.00	1,738.00	1,738.00
10014125	62110	20000	Group Life	544.00	544.00	544.00	544.00
10014125	62111	20000	Enh Vision	326.00	326.00	326.00	326.00
10014125	62113	20000	BCBS 60/12	44,068.50	46,271.93	48,585.52	51,014.80
10014125	62114	20000	BCBS HSA	12,883.50	13,527.68	14,204.06	14,914.26
10014125	62116	20000	HSA City	3,600.00	3,600.00	3,600.00	3,600.00
10014125	62120	20000	IMRF	45,763.56	47,365.28	49,023.07	50,738.88
10014125	62130	20000	FICA	36,145.31	37,410.39	38,719.75	40,074.95
10014125	62140	20000	Medicare	8,455.95	8,751.91	9,058.23	9,375.26
10014125	62170	20000	UniformAll	900.00	900.00	900.00	900.00
10014125	62330	20000	LIUNA Pen	936.00	936.00	936.00	936.00
10014125	70095	20000	CC Fees	8,000.00	8,000.00	8,000.00	8,000.00
10014125	70095	20100	CC Fees	1,000.00	1,000.00	1,000.00	1,000.00
10014125	70218	20000	Artist Fee	475,000.00	500,000.00	510,000.00	525,000.00
10014125	70220	20000	Oth PT Sv	22,500.00	22,500.00	22,500.00	22,500.00
10014125	70420	20000	Rentals	14,000.00	16,000.00	18,000.00	20,000.00
10014125	70430		MFD Lease	2,000.00	2,000.00	2,000.00	2,000.00
10014125	70510	20000	RepMaint B	100,000.00	100,000.00	100,000.00	100,000.00
10014125	70510	20100	RepMaint B	15,000.00	17,500.00	20,000.00	22,500.00
10014125	70530	20000	RepMaint O	3,000.00	3,000.00	3,000.00	3,000.00
10014125	70540	20000	RepMt Othr	20,000.00	20,000.00	20,000.00	20,000.00
10014125	70590	20000	Oth Repair	5,000.00	5,000.00	5,000.00	5,000.00
10014125	70610	20000	Advertise	100,000.00	105,000.00	110,000.00	115,000.00
10014125	70611	20000	PrintBind	20,000.00	20,000.00	20,000.00	20,000.00
10014125	70631	20000	Dues	5,000.00	5,000.00	5,000.00	5,000.00
10014125	70632	20000	Pro Develp	14,000.00	16,000.00	18,000.00	20,000.00
10014125	70641	20000	Temp Sv	50,000.00	50,000.00	50,000.00	50,000.00
10014125	70690	20000	Purch Serv	17,500.00	17,500.00	17,500.00	17,500.00
10014125	70702	20000	WC Prem	4,809.90	4,954.20	5,102.83	5,255.91
10014125	70703	20000	Liab Prem	8,431.91	8,684.87	8,945.41	9,213.78
10014125	70704	20000	Prop Prem	6,375.07	6,566.32	6,763.31	6,966.21
10014125	70712	20000	WC Claim	26,370.75	27,161.88	27,976.73	28,816.04
10014125	70713	20000	Liab Claim	1,850.58	1,906.10	1,963.28	2,022.18

# CITY OF BLOOMINGTON, IL

## PROJECTION 20255 / BUDGET ENTRY FUTURE YRS REPORT

ORG	OBJECT PROJ	DESC	2026	2027	2028	2029
10014125	70714 20000	Prop Claim	1,850.58	1,906.10	1,963.28	2,022.18
10014125	70720 20000	Ins Admin	4,479.70	4,614.09	4,752.51	4,895.09
10014125	71010 20000	Off Supp	5,500.00	5,500.00	5,500.00	5,500.00
10014125	71017 20000	Postage	10,000.00	10,000.00	10,000.00	10,000.00
10014125	71024 20000	Janit Supp	15,000.00	15,000.00	15,000.00	15,000.00
10014125	71024 20100	Janit Supp	2,500.00	2,500.00	2,500.00	2,500.00
10014125	71030 20000	UniformSup	7,500.00	7,500.00	7,500.00	7,500.00
10014125	71060 20000	Food	10,000.00	10,000.00	10,000.00	10,000.00
10014125	71080 20000	Maint Supp	300.00	300.00	300.00	300.00
10014125	71190 20000	Other Supp	37,500.00	37,500.00	37,500.00	37,500.00
10014125	71310 20000	Natural Gs	30,000.00	30,000.00	30,000.00	30,000.00
10014125	71320 20000	Electricity	175,000.00	175,000.00	175,000.00	175,000.00
10014125	71330 20000	Water	26,533.50	35,289.56	36,701.14	38,169.18
10014125	71340 20000	Telecom	5,500.00	5,500.00	5,500.00	5,500.00
10014125	71340 20100	Telecom	13,000.00	13,000.00	13,000.00	13,000.00
10014125	71470 20000	AV Matr'l	25,000.00	25,000.00	25,000.00	25,000.00
10014125	71750 20000	Beverages	6,000.00	6,000.00	6,000.00	6,000.00
10014125	72140 20000	CO Other	65,000.00	20,000.00	.00	.00
10014125	79980 20000	SpProg Exp	13,500.00	13,500.00	13,500.00	13,500.00
10014125	79990 20000	Othr Exp	1,250.00	1,250.00	1,250.00	1,250.00
10014125	89301 20000	To GBI	561,571.04	561,464.91	562,240.78	386,536.39
<b>TOTAL BCPA</b>			<b>514,624.25</b>	<b>525,753.03</b>	<b>547,800.65</b>	<b>431,356.09</b>
<b>TOTAL REVENUE</b>			<b>-2,458,800.00</b>	<b>-2,486,300.00</b>	<b>-2,507,800.00</b>	<b>-2,517,800.00</b>
<b>TOTAL EXPENSE</b>			<b>2,973,424.25</b>	<b>3,012,053.03</b>	<b>3,055,600.65</b>	<b>2,949,156.09</b>
<b>GRAND TOTAL</b>			<b>514,624.25</b>	<b>525,753.03</b>	<b>547,800.65</b>	<b>431,356.09</b>

# CITY OF BLOOMINGTON, IL

## NEXT YEAR / CURRENT YEAR BUDGET ANALYSIS

PROJECTION: 20255 FY 2025 BUDGET MASTER LEVEL 5										FOR PERIOD 12
ACCOUNTS FOR:										
				2023	2024	2024	2024	2024	2025	PCT
				ACTUAL	ORIG BUD	REVISED BUD	ACTUAL	PROJECTION	ADOPTED	CHANGE
BCPA Capital Campaign										
10014130	53120	20100	St Grants	-506,078.00	.00	.00	.00	.00	.00	.0%
10014130	56010	20000	Int Income	-39.66	.00	.00	-67.70	-100.00	.00	.0%
TOTAL BCPA Capital Campaign				-506,117.66	.00	.00	-67.70	-100.00	.00	.0%
TOTAL REVENUE				-506,117.66	.00	.00	-67.70	-100.00	.00	.0%
TOTAL EXPENSE				.00	.00	.00	.00	.00	.00	.0%
GRAND TOTAL				-506,117.66	.00	.00	-67.70	-100.00	.00	.0%

# MILLER PARK ZOO

## 10014136



### Purpose

The Miller Park Zoo stewards a collection of over 600 animals, many of which are endangered, and exists to engage the community in “conservation, education, and fun.” MPZ is an accredited member of the Association of Zoos & Aquariums (AZA) and participates in several population management programs. The Zoo provides a variety of animal- and conservation-based education programs developed for diverse visitor and member demographics. MPZ hosts several popular annual events, many in partnership with the Miller Park Zoological Society, which experience high attendance and positive community feedback. The Zoo provides opportunities for meetings, community services, and private/group site rentals. Adjacent to the zoo and within Miller Park is an 18-hole mini-golf course that is operated by zoo personnel.

### FY 2025 Budget & Program Highlights

- New South America habitats opened during FY 2024. This will impact staffing, supply, and utility costs for FY 2025.
- FY 2024/25 have been impacted by the AZA accreditation process. Updates, repairs, and improvements to meet accreditation standards affect staffing and resource costs.
- Carousel restoration project timeline is projected to have the equipment out of service for most of FY 2025. This will impact projected revenues.
- “Green sustainable” concepts are incorporated into Zoo operations; this includes use of sustainable products for daily tasks, concessions packaging, and gift shop.
- Capital Equipment funds requested for several needs identified across the facility, including aging HVAC units critical to animal care, as well as guest service improvements.
- Zoo and P & R Department budgets will reflect development of a new MPZ Master Plan in FY 2025; this will include research, consultation, and production/publication.

### Funding Source

- New admission/program fee increase proposal submitted to the City. If implemented on January 1, 2024, will increase admission and program revenues proportionately. Proposed increases will be reflected in MPZS membership costs.
- MPZS continues to support the Zoo with two annual contributions per the MoU. In FY 2024, the Society generously provided significant extra funding (up to \$100,000) to assist with AZA-related costs. The Board has indicated that they will continue to support the Zoo with identified projects and needs.
- IDNR grant for the Katthoefer Animal Building improvements

### What we accomplished in FY 2024

- New/updated MOU with MPZS developed. Voted on by City Council and implemented.
- Opened three new South America habitats. Welcomed two new species to the collection for the area: giant anteaters and Chilean pudu.



- Received a clean USDA inspection report; no “non-compliance” items or concerns identified by federal inspector. Inspector complimented the team on their observable progress and improvements within the past year.
- Completed and submitted the AZA Accreditation application for 2023. Planned and hosted the AZA inspection team, receiving provisional accreditation for the next year during the hearing in September 2023. Tasks and goals identified to address specific Concerns/provisions.
- Identified project for MPZS fundraising campaign. Carousel restoration project coordinated between City and MPZS. MPZS expects estimated project costs (approx. \$140,000) to be fully funded by the end of FY 2024.
- Numerous improvements made to MPZ protocols, documentation, and internal planning processes.
- MPZ voted “Best In...” several categories for community choice awards in B/N area. (BOB, Pantagraph)
- MPZ has experienced increased attendance and revenues in FY24. This includes an increase in special events/site rentals and is further reflected by a concurrent increase in MPZS memberships.

## Challenges

- Ensuring that the Zoo meets/exceeds all USDA and AZA guidelines and standards. These industry standards are constantly evolving; diligent attention is required to research changes, adjust management and protocols accordingly, while ensuring budgetary adjustments are properly reflected.
- Historic structures for staffing and budget have not been accurately represented and shared with City leadership. While current zoo leaders have received extensive support from the City and Society to ensure MPZ represents modern industry standards appropriately, significant time and effort are required for research, documentation, and justification of proposed adjustments

## Fun Facts

- The Miller Park Zoological Society is a non-profit organization dedicated to supporting the rich history of the Miller Park Zoo through fundraising, education, and community outreach. The Society works closely with staff to make the Zoo a better place for the animals, guests, and staff. Two Miller Park Zoological Society employees are currently based at the Zoo and are compensated solely by the Zoological Society.
- The Ewing Zoo Foundation also provides support to the Zoo. This foundation has supported capital projects in the past and currently assists with funding acquisition and shipping costs for animals being added to the collection. This arrangement allows the Zoo to acquire animals and keep a diverse collection for its guests without utilizing operational funds.
- The Miller Park Zoo now manages nearly 600 animals. In 2009, the Zoo managed 300 animals. This number does not include the invertebrate collection.

# CITY OF BLOOMINGTON, IL

## NEXT YEAR / CURRENT YEAR BUDGET ANALYSIS

ACCOUNTS FOR:		2023	2024	2024	2024	2024	2025	PCT
Miller Park Zoo		ACTUAL	ORIG BUD	REVISED BUD	ACTUAL	PROJECTION	ADOPTED	CHANGE
10014136	53120	St Grants	-25,825.00	.00	.00	.00	.00	.0%
10014136	54430	Fac Rntl	-36,986.67	-20,000.00	-20,000.00	-20,548.00	-23,000.00	15.0%
10014136	54870	Mini Golf	-5,021.00	-5,000.00	-5,000.00	-8,896.15	-8,896.15	80.0%
10014136	54910	ActPgm Inc	-127,221.75	-102,300.00	-102,300.00	-77,406.21	-103,000.00	17.3%
10014136	54920	Admin Fee	-378,799.45	-385,000.00	-385,000.00	-338,282.15	-375,000.00	10.4%
10014136	57030	SftDk Sale	.00	-8,755.00	-8,755.00	.00	.00	.0%
10014136	57035	Concession	-49,730.04	-57,000.00	-57,000.00	-53,047.55	-60,000.00	5.3%
10014136	57045	Gift Shop	-189,505.17	-185,000.00	-185,000.00	-167,572.27	-185,000.00	2.7%
10014136	57050	Tx on Sale	-216.00	-310.00	-310.00	-174.00	-250.00	.0%
10014136	57310	Donations	-3,795.62	-3,000.00	-3,000.00	-2,756.96	-3,000.00	-33.3%
10014136	57330	Zoo Contrb	-63,171.00	-63,300.00	-63,300.00	-39,076.06	-63,300.00	.0%
10014136	57331	ZooCs Cont	-8,713.75	-8,500.00	-8,500.00	-5,798.49	-6,500.00	-23.5%
10014136	57490	Othr Reimb	-1,751.53	-200.00	-200.00	-1,706.42	-1,706.42	900.0%
10014136	57901	AnimalFood	-5,108.70	-5,000.00	-5,000.00	-4,907.00	-5,000.00	.0%
10014136	57985	Cash StOvr	1.36	.00	.00	6.50	.00	.0%
10014136	57990	Misc Rev	-30,314.66	-27,500.00	-27,500.00	-27,669.61	-30,000.00	-81.8%
10014136	61100	Salary FT	623,206.68	679,015.00	679,015.00	459,289.94	672,531.47	7.4%
10014136	61130	Salary SN	270,400.84	229,750.00	229,750.00	264,422.48	371,093.48	63.2%
10014136	61150	Salary OT	44,075.55	27,500.00	27,500.00	42,559.18	49,706.47	70.0%
10014136	61190	Othr Salry	11,852.47	.00	.00	1,722.83	.00	.0%
10014136	62100	Dental Enh	3,164.78	3,305.00	3,305.00	2,116.30	3,263.00	-1.3%
10014136	62109	ENH HMO	.00	.00	.00	278.18	.00	.0%
10014136	62110	Group Life	698.80	748.00	748.00	482.80	734.80	.0%
10014136	62111	Enh Vision	847.74	858.00	858.00	526.31	784.38	-7.9%
10014136	62113	BCBS 60/12	74,032.08	75,870.00	75,870.00	50,760.44	76,778.12	4.0%
10014136	62114	BCBS HSA	23,739.33	23,596.00	23,596.00	13,965.49	23,402.67	4.0%
10014136	62115	RHS Contrb	1,770.21	1,800.00	1,800.00	564.32	1,934.00	.0%
10014136	62116	HSA City	4,800.00	4,800.00	4,800.00	-500.00	700.00	-75.0%
10014136	62117	DentalPPO	.00	.00	.00	31.52	.00	.0%
10014136	62120	IMRF	60,543.86	47,906.00	47,906.00	37,842.29	55,783.66	19.7%
10014136	62130	FICA	56,551.40	55,810.00	55,810.00	45,931.42	64,687.62	-23.3%
10014136	62140	Medicare	13,225.67	13,057.00	13,057.00	10,742.01	15,128.56	-23.3%
10014136	62150	UnEmpl Ins	12,425.51	.00	.00	.00	.00	.0%
10014136	62160	Work Comp	.00	.00	.00	237.79	2,125.00	.0%
10014136	62170	UniformAll	900.00	900.00	900.00	900.00	900.00	.0%
10014136	62990	Othr Ben	32,299.89	2,400.00	2,400.00	10.00	2,400.00	.0%
10014136	70040	Vet Sv	116,639.10	140,000.00	140,000.00	109,375.46	130,000.00	-3.6%
10014136	70430	MFD LEASE	1,633.73	1,350.00	1,350.00	1,278.64	1,900.00	55.6%
10014136	70510	RepMaint B	15,878.78	35,000.00	35,000.00	67,508.46	70,000.00	85.7%
10014136	70520	RepMaint V	836.26	1,200.00	1,200.00	56.81	1,000.00	4.2%
10014136	70530	RepMaint O	329.30	300.00	300.00	50.86	150.00	33.3%
10014136	70540	RepMt Othr	52.97	.00	.00	.00	.00	.0%
10014136	70590	Oth Repair	90,178.95	120,000.00	120,000.00	5,389.17	100,000.00	-8.3%
10014136	70610	Advertise	22,220.56	22,000.00	22,000.00	18,634.47	25,000.00	13.6%

# CITY OF BLOOMINGTON, IL

## NEXT YEAR / CURRENT YEAR BUDGET ANALYSIS

ACCOUNTS FOR:			PROJECTION: 20255 FY 2025 BUDGET MASTER LEVEL 5					FOR PERIOD 12	
Miller Park Zoo			2023 ACTUAL	2024 ORIG BUD	2024 REVISED BUD	2024 ACTUAL	2024 PROJECTION	2025 ADOPTED	PCT CHANGE
10014136	70630	Travel	.00	.00	.00	189.00	189.00	.00	.0%
10014136	70631	Dues	16,693.91	15,000.00	15,000.00	11,102.38	15,000.00	13,000.00	-13.3%
10014136	70632	Pro Develp	3,613.86	12,000.00	12,000.00	6,584.94	10,000.00	17,500.00	45.8%
10014136	70690	Purch Serv	3,889.85	2,000.00	2,000.00	1,225.36	2,000.00	2,500.00	25.0%
10014136	70702	WC Prem	4,887.82	5,848.04	5,848.04	5,848.04	5,848.04	6,416.89	9.7%
10014136	70703	Liab Prem	6,478.97	9,629.25	9,629.25	9,629.25	9,629.25	11,249.01	16.8%
10014136	70704	Prop In Pr	5,301.62	6,818.39	6,818.39	6,818.39	6,818.39	8,504.98	24.7%
10014136	70712	WC Claim	32,283.33	34,469.58	34,469.58	34,469.58	34,469.58	38,263.30	11.0%
10014136	70713	Liab Claim	2,152.22	2,336.92	2,336.92	2,336.92	2,336.92	2,685.14	14.9%
10014136	70714	Prop Claim	2,421.25	2,336.92	2,336.92	2,336.92	2,336.92	2,685.14	14.9%
10014136	70720	Ins Admin	5,170.22	5,730.35	5,730.35	5,730.35	5,730.35	5,976.36	4.3%
10014136	71010	Off Supp	3,614.43	3,000.00	3,000.00	2,145.12	3,000.00	4,000.00	33.3%
10014136	71024	Janit Supp	13,216.47	12,000.00	12,000.00	11,932.55	14,000.00	15,000.00	25.0%
10014136	71026	Med Supp	702.70	500.00	500.00	3,138.20	3,200.00	1,500.00	200.0%
10014136	71030	UniformSup	8,183.42	7,000.00	7,000.00	5,502.24	8,000.00	10,000.00	42.9%
10014136	71040	Animal Fd	100,719.71	125,000.00	125,000.00	81,734.99	120,000.00	125,000.00	.0%
10014136	71050	Zoo Supp	25,651.37	6,000.00	6,000.00	14,732.26	20,000.00	26,000.00	333.3%
10014136	71053	GShop Purc	94,734.08	90,000.00	90,000.00	84,843.80	90,000.00	95,000.00	5.6%
10014136	71054	Education	.00	.00	.00	.00	.00	12,000.00	.0%
10014136	71055	Zoo Conser	770.86	7,000.00	7,000.00	237.18	1,000.00	3,500.00	-50.0%
10014136	71060	Food	26,059.95	28,000.00	28,000.00	26,760.98	28,000.00	30,000.00	7.1%
10014136	71070	Fuel	1,035.97	1,080.75	1,080.75	315.50	550.00	1,003.75	-7.1%
10014136	71080	Maint Supp	.00	.00	.00	130.98	130.98	.00	.0%
10014136	71190	Other Supp	31,501.50	23,000.00	23,000.00	17,730.13	25,000.00	18,000.00	-21.7%
10014136	71310	Natural Gs	14,655.95	15,000.00	15,000.00	3,290.93	14,000.00	16,500.00	10.0%
10014136	71320	Electricity	56,157.06	56,000.00	56,000.00	49,524.34	66,000.00	66,000.00	17.9%
10014136	71330	Water	72,000.31	86,400.00	86,400.00	75,856.10	82,500.00	114,912.00	33.0%
10014136	71340	Telecom	10,881.61	12,500.00	12,500.00	8,502.15	12,500.00	15,000.00	20.0%
10014136	71410	Books	.00	500.00	500.00	85.79	100.00	100.00	-80.0%
10014136	71720	Wtr Chem	427.63	1,300.00	1,300.00	1,367.75	1,500.00	1,700.00	30.8%
10014136	72130	CO Lcn Veh	.00	43,230.00	43,230.00	.00	.00	51,584.00	19.3%
10014136	72140	CO Other	6,680.00	.00	.00	.00	.00	185,000.00	.0%
10014136	73401	Lease Prin	4,923.55	2,962.56	2,962.56	2,962.56	2,962.56	.00	.0%
10014136	73701	Lease Int	221.86	38.93	38.93	38.93	38.93	.00	.0%
10014136	79990	Othr Exp	627.62	500.00	500.00	173.54	500.00	500.00	.0%
10014136	89241	To Pk Ded	365,153.85	.00	.00	.00	.00	.00	.0%
TOTAL Miller Park Zoo			1,476,958.43	1,233,481.69	1,233,481.69	863,619.95	1,391,400.18	1,704,262.57	38.2%
TOTAL REVENUE			-926,158.98	-870,865.00	-870,865.00	-747,834.37	-864,652.57	-911,110.00	4.6%
TOTAL EXPENSE			2,403,117.41	2,104,346.69	2,104,346.69	1,611,454.32	2,256,052.75	2,615,372.57	24.3%
GRAND TOTAL			1,476,958.43	1,233,481.69	1,233,481.69	863,619.95	1,391,400.18	1,704,262.57	38.2%

# CITY OF BLOOMINGTON, IL

## PROJECTION 20255 / BUDGET ENTRY FUTURE YRS REPORT

ORG	OBJECT PROJ	DESC	2026	2027	2028	2029
10014136	Miller Park Zoo					
10014136	54430	Fac Rntl	-23,500.00	-24,000.00	-24,500.00	-25,000.00
10014136	54870	Mini Golf	-6,500.00	-7,000.00	-7,500.00	-8,000.00
10014136	54910	ActPgm Inc	-140,000.00	-142,000.00	-144,000.00	-148,000.00
10014136	54920	Admin Fee	-455,000.00	-465,000.00	-475,000.00	-485,000.00
10014136	57035	Concession	-61,000.00	-62,000.00	-63,000.00	-64,000.00
10014136	57045	Gift Shop	-195,000.00	-200,000.00	-205,000.00	-210,000.00
10014136	57050	Tx on Sale	-320.00	-330.00	-340.00	-350.00
10014136	57310	Donations	-2,000.00	-2,000.00	-2,000.00	-2,000.00
10014136	57330	Zoo Contrb	-63,300.00	-63,300.00	-63,300.00	-63,300.00
10014136	57331	ZooCs Cont	-8,500.00	-9,000.00	-9,500.00	-10,000.00
10014136	57490	Othr Reimb	-2,500.00	-2,700.00	-2,900.00	-3,000.00
10014136	57901	AnimalFood	-5,000.00	-5,000.00	-5,000.00	-5,000.00
10014136	57990	Misc Rev	-30,000.00	-32,000.00	-34,500.00	-37,000.00
10014136	61100	Salary FT	754,588.49	780,999.08	808,334.05	836,625.74
10014136	61130	Salary SN	388,125.00	401,709.38	415,769.20	430,321.13
10014136	61150	Salary OT	48,386.25	50,079.77	51,832.56	53,646.70
10014136	62100	Dental Enh	3,263.00	3,263.00	3,263.00	3,263.00
10014136	62110	Group Life	748.00	748.00	748.00	748.00
10014136	62111	Enh Vision	790.00	790.00	790.00	790.00
10014136	62113	BCBS 60/12	82,847.10	86,989.46	91,338.93	95,905.87
10014136	62114	BCBS HSA	25,767.00	27,055.35	28,408.12	29,828.52
10014136	62115	RHS Contrb	1,800.00	1,800.00	1,800.00	1,800.00
10014136	62116	HSA City	1,200.00	1,200.00	1,200.00	1,200.00
10014136	62120	IMRF	59,346.90	61,424.04	63,573.88	65,798.97
10014136	62130	FICA	44,318.70	45,869.85	47,475.30	49,136.93
10014136	62140	Medicare	10,368.63	10,731.53	11,107.14	11,495.89
10014136	62170	UniformAll	900.00	900.00	900.00	900.00
10014136	62990	Othr Ben	2,400.00	2,400.00	2,400.00	2,400.00
10014136	70040	Vet Sv	160,000.00	170,000.00	180,000.00	190,000.00
10014136	70430	MFD LEASE	2,200.00	2,300.00	2,400.00	2,500.00
10014136	70510	RepMaint B	40,000.00	42,000.00	44,000.00	44,000.00
10014136	70520	RepMaint V	3,708.00	3,819.24	3,933.82	4,051.83
10014136	70530	RepMaint O	450.00	500.00	550.00	600.00
10014136	70590	Oth Repair	130,000.00	135,000.00	140,000.00	150,000.00
10014136	70610	Advertise	26,000.00	27,000.00	28,000.00	30,000.00
10014136	70631	Dues	14,000.00	15,000.00	16,000.00	17,000.00
10014136	70632	Pro Develp	13,000.00	14,000.00	20,000.00	16,000.00
10014136	70690	Purch Serv	2,500.00	2,700.00	2,900.00	3,000.00
10014136	70702	WC Prem	6,609.40	6,807.68	7,011.91	7,222.27
10014136	70703	Liab Prem	11,586.48	11,934.07	12,292.09	12,660.86
10014136	70704	Prop In Pr	8,760.13	9,022.93	9,293.62	9,572.43
10014136	70712	WC Claim	39,411.20	40,593.53	41,811.34	43,065.68
10014136	70713	Liab Claim	2,765.70	2,848.67	2,934.13	3,022.15
10014136	70714	Prop Claim	2,765.70	2,848.67	2,934.13	3,022.15
10014136	70720	Ins Admin	6,155.65	6,340.32	6,530.53	6,726.45
10014136	71010	Off Supp	4,000.00	4,250.00	4,500.00	4,800.00
10014136	71024	Janit Supp	16,000.00	17,000.00	18,000.00	20,000.00
10014136	71026	Med Supp	1,600.00	1,700.00	1,850.00	2,000.00
10014136	71030	UniformSup	10,000.00	11,500.00	12,500.00	14,000.00

# CITY OF BLOOMINGTON, IL

## PROJECTION 20255 / BUDGET ENTRY FUTURE YRS REPORT

ORG	OBJECT PROJ	DESC	2026	2027	2028	2029
10014136	71040	Animal Fd	135,000.00	140,000.00	145,000.00	150,000.00
10014136	71050	Zoo Supp	28,000.00	30,000.00	32,000.00	35,000.00
10014136	71053	GShop Purc	100,000.00	105,000.00	110,000.00	115,000.00
10014136	71054	Education	13,000.00	14,000.00	15,000.00	16,000.00
10014136	71055	Zoo Conser	12,000.00	14,000.00	16,000.00	18,000.00
10014136	71060	Food	32,000.00	34,000.00	36,000.00	38,000.00
10014136	71070	Fuel	1,033.86	1,064.88	1,096.82	1,129.73
10014136	71190	Other Supp	18,000.00	19,000.00	20,000.00	21,000.00
10014136	71310	Natural Gs	18,150.00	19,965.00	21,962.00	24,158.00
10014136	71320	Electricity	66,000.00	66,000.00	72,600.00	72,600.00
10014136	71330	Water	152,832.96	203,267.84	211,398.55	219,854.49
10014136	71340	Telecom	16,000.00	17,000.00	18,000.00	19,000.00
10014136	71410	Books	500.00	500.00	500.00	500.00
10014136	71720	wtr Chem	1,800.00	1,900.00	2,000.00	2,100.00
10014136	72130	CO Lcn Veh	53,568.00	.00	.00	.00
10014136	72140	CO Other	90,000.00	5,000.00	25,000.00	10,000.00
10014136	79990	Othr Exp	500.00	500.00	500.00	500.00
TOTAL Miller Park Zoo			1,672,126.15	1,659,992.29	1,776,899.12	1,849,296.79
TOTAL REVENUE			-992,620.00	-1,014,330.00	-1,036,540.00	-1,060,650.00
TOTAL EXPENSE			2,664,746.15	2,674,322.29	2,813,439.12	2,909,946.79
GRAND TOTAL			1,672,126.15	1,659,992.29	1,776,899.12	1,849,296.79

# BLOOMINGTON ICE CENTER

## 10014160



### Purpose

The Bloomington Ice Center is a community ice rink that provides recreational learning programs to increase the awareness of ice sports. It also serves as a rental facility and is used by other local groups that offer other skating activities.

#### Programs offered:

- Learn to Skate and Learn to Play Hockey
- In House youth and adult hockey leagues
- Birthday Parties and Group Outings that can include Broomball, Curling, skating instruction and educational entertainment opportunities

#### Practice Ice offered:

- Open Skate
- Freestyle
- Open Hockey (Stick & Puck and Pick Up)
- Broomball for groups

#### Facility Rental Groups:

- Bloomington Youth Hockey, Inc. (youth travel organization, member of USA Hockey)
- McLean County Youth Hockey Association (high school club organization, member of USA Hockey)
- Illinois State University Men's & Women's Ice Hockey (American Collegiate Hockey Association, Mid-America Collegiate Hockey Association and Midwest College Hockey League)
- CIPHL (Central Illinois High School League)
- LLHL (Lincoln Land Hockey League)
- CIGHA (Central Illinois Girls Hockey Association)
- CIFSC (Central Illinois Figure Skating Club)
- BMHC (Bloomington Men's Hockey Club)

### FY 2025 Budget & Program Highlights

- The facility has added a new state of the art scoreboard and video system. It is expected this will generate an increase in sponsorship revenue going forward.

### Funding Source

The facility is funded through in house programming and ice rentals.

### What we accomplished in FY 2024

- Upgrade original scoreboards with new scoreboards and video screens.
- Upgraded the rink dasher board system.
- Upgraded the lobby flooring.

- Added the Central Illinois Courage Special Hockey Program.

## **Challenges**

- Overcoming seasonal workforce challenges in keeping staff to levels to serve the customers throughout hours of operation.

## **Fun Facts**

- The ice is maintained at 22 degrees and is a depth of 1.5".

# CITY OF BLOOMINGTON, IL

## NEXT YEAR / CURRENT YEAR BUDGET ANALYSIS

ACCOUNTS FOR:		2023	2024	2024	2024	2024	2025	PCT	
Bloomington Ice Center		ACTUAL	ORIG BUD	REVISED BUD	ACTUAL	PROJECTION	ADOPTED	CHANGE	
10014160	54430	Fac Rntl	-441,890.30	-376,215.00	-376,215.00	-268,126.67	-380,000.00	-380,000.00	1.0%
10014160	54435	Skt Rntl	-26,230.00	-25,600.00	-25,600.00	-16,587.00	-25,600.00	-28,600.00	11.7%
10014160	54910	ActPgm Inc	-71,649.54	-85,000.00	-85,000.00	-43,212.00	-75,000.00	-80,000.00	-5.9%
10014160	54920	Admin Fee	-78,863.00	-68,500.00	-68,500.00	-49,300.00	-70,000.00	-70,000.00	2.2%
10014160	54930	HckyRg Fee	-196,658.90	-186,800.00	-186,800.00	-144,242.00	-225,000.00	-225,000.00	20.4%
10014160	54931	FigSkReFee	-26,136.00	-32,000.00	-32,000.00	-13,646.54	-23,000.00	-25,000.00	-21.9%
10014160	54932	Skt Sharpn	-741.00	-1,250.00	-1,250.00	-360.00	-750.00	-750.00	-40.0%
10014160	57035	Concession	-61,745.34	-68,500.00	-68,500.00	-50,443.92	-73,000.00	-73,000.00	6.6%
10014160	57040	Pro Shop	-3,349.29	-2,000.00	-2,000.00	-2,051.10	-2,000.00	-3,000.00	50.0%
10014160	57050	Tx on Sale	-70.00	-100.00	-100.00	-58.00	-70.00	-70.00	-30.0%
10014160	57317	Spnshp Adv	-2,115.62	-5,000.00	-5,000.00	-3,134.21	-3,500.00	-3,500.00	-30.0%
10014160	57985	Cash StOvr	48.25	.00	.00	31.75	.00	.00	.0%
10014160	61100	Salary FT	189,808.07	194,966.00	194,966.00	142,683.78	215,000.00	244,193.00	25.2%
10014160	61130	Salary SN	208,498.11	190,000.00	190,000.00	172,627.74	232,181.61	230,000.00	21.1%
10014160	61150	Salary OT	1,453.81	2,000.00	2,000.00	160.69	1,500.00	2,000.00	.0%
10014160	62100	Dental Enh	563.27	581.00	581.00	360.67	573.76	581.00	.0%
10014160	62110	Group Life	202.80	204.00	204.00	133.20	200.40	204.00	.0%
10014160	62111	Enh Vision	168.26	169.00	169.00	111.34	167.26	169.00	.0%
10014160	62113	BCBS 60/12	13,156.89	13,842.00	13,842.00	4,307.34	6,567.72	6,781.00	-51.0%
10014160	62114	BCBS HSA	5,862.60	5,899.00	5,899.00	3,924.44	5,969.16	6,135.00	4.0%
10014160	62115	RHS Contrb	.00	.00	.00	1,140.59	1,595.70	2,040.00	.0%
10014160	62116	HSA City	1,200.00	1,200.00	1,200.00	.00	1,200.00	1,200.00	.0%
10014160	62117	DentalPPO	.00	.00	.00	23.74	.00	.00	.0%
10014160	62120	IMRF	20,219.93	13,220.00	13,220.00	10,738.37	15,379.51	18,195.00	37.6%
10014160	62130	FICA	24,088.61	23,335.00	23,335.00	19,172.35	27,458.95	14,746.00	-36.8%
10014160	62140	Medicare	5,633.52	5,459.00	5,459.00	4,483.76	6,422.05	3,450.00	-36.8%
10014160	62990	Othr Ben	1,800.00	1,800.00	1,800.00	1,350.00	1,800.00	1,800.00	.0%
10014160	70430	MFD Lease	1,048.02	1,200.00	1,200.00	646.34	1,100.00	1,100.00	-8.3%
10014160	70510	RepMaint B	31,572.76	80,000.00	80,000.00	39,555.94	70,000.00	70,000.00	-12.5%
10014160	70530	RepMaint O	.00	600.00	600.00	.00	100.00	600.00	.0%
10014160	70540	RepMt Othr	1,279.25	5,000.00	5,000.00	2,094.68	3,000.00	3,000.00	-40.0%
10014160	70542	RepMaintNF	779.35	5,500.00	5,500.00	1,056.01	2,500.00	3,000.00	-45.5%
10014160	70590	Oth Repair	.00	.00	.00	352.92	352.92	.00	.0%
10014160	70610	Advertise	1,932.15	1,000.00	1,000.00	592.48	1,000.00	1,750.00	75.0%
10014160	70611	PrintBind	341.11	7,000.00	7,000.00	420.36	1,000.00	1,000.00	-85.7%
10014160	70631	Dues	336.00	3,500.00	3,500.00	122.00	500.00	1,000.00	-71.4%
10014160	70632	Pro Develp	2,391.53	3,000.00	3,000.00	2,599.70	2,599.70	4,000.00	33.3%
10014160	70640	OffScorkpr	21,336.00	25,000.00	25,000.00	12,904.76	22,000.00	25,000.00	.0%
10014160	70656	TrashRemov	.00	2,250.00	2,250.00	2,652.07	4,000.00	5,500.00	144.4%
10014160	70690	Purch Serv	122,103.22	120,746.00	120,746.00	63,953.19	120,000.00	123,000.00	1.9%
10014160	70702	WC Prem	2,393.62	2,257.28	2,257.28	2,257.28	2,257.28	2,479.41	9.8%
10014160	70703	Liab Prem	3,172.82	3,716.78	3,716.78	3,716.78	3,716.78	4,346.49	16.9%
10014160	70704	Prop Prem	2,596.26	2,631.82	2,631.82	2,631.82	2,631.82	3,286.23	24.9%
10014160	70712	WC Claim	15,072.25	13,006.78	13,006.78	13,006.78	13,006.78	13,526.59	4.0%



# CITY OF BLOOMINGTON, IL

## NEXT YEAR / CURRENT YEAR BUDGET ANALYSIS

ACCOUNTS FOR:			PROJECTION: 20255 FY 2025 BUDGET MASTER LEVEL 5					FOR PERIOD 12	
			2023	2024	2024	2024	2024	2025	PCT
Bloomington Ice Center			ACTUAL	ORIG BUD	REVISED BUD	ACTUAL	PROJECTION	ADOPTED	CHANGE
10014160	70713	Liab Claim	1,004.82	881.82	881.82	881.82	881.82	949.23	7.6%
10014160	70714	Prop Claim	1,130.42	881.82	881.82	881.82	881.82	949.23	7.6%
10014160	70720	Ins Admin	2,531.91	2,211.85	2,211.85	2,211.85	2,211.85	2,309.20	4.4%
10014160	71010	Off Supp	1,532.33	1,265.00	1,265.00	562.55	1,500.00	15,000.00	1085.8%
10014160	71017	Postage	1.16	.00	.00	.00	.00	.00	.0%
10014160	71024	Janit Supp	3,111.42	6,000.00	6,000.00	2,539.37	3,000.00	4,000.00	-33.3%
10014160	71030	UniformSup	885.55	1,000.00	1,000.00	.00	1,000.00	1,000.00	.0%
10014160	71060	Food	32,399.12	35,000.00	35,000.00	22,882.12	35,000.00	40,000.00	14.3%
10014160	71080	Maint Supp	198.00	2,250.00	2,250.00	63.99	500.00	500.00	-77.8%
10014160	71190	Other Supp	16,218.40	20,000.00	20,000.00	12,549.93	18,000.00	20,000.00	.0%
10014160	71310	Natural Gs	34,401.41	24,000.00	24,000.00	9,738.26	25,000.00	30,000.00	25.0%
10014160	71320	Electricity	87,444.14	84,000.00	84,000.00	80,586.31	108,000.00	110,000.00	31.0%
10014160	71330	Water	10,247.62	12,000.00	12,000.00	9,069.31	11,000.00	15,960.00	33.0%
10014160	71340	Telecom	2,949.84	3,100.00	3,100.00	2,093.96	3,100.00	3,500.00	12.9%
10014160	71720	Wtr Chem	125.00	300.00	300.00	650.65	300.00	300.00	.0%
10014160	72140	CO Other	.00	300,000.00	300,000.00	295,419.00	295,419.00	.00	.0%
10014160	73401	Lease Prin	27,174.16	16,350.95	16,350.95	16,351.00	16,350.95	.00	.0%
10014160	73701	Lease Int	1,224.53	214.89	214.89	214.89	214.89	.00	.0%
TOTAL Bloomington Ice Center			-7,810.70	387,574.99	387,574.99	375,348.26	410,221.73	149,630.38	-61.4%
TOTAL REVENUE			-909,400.74	-850,965.00	-850,965.00	-591,129.69	-877,920.00	-888,920.00	4.5%
TOTAL EXPENSE			901,590.04	1,238,539.99	1,238,539.99	966,477.95	1,288,141.73	1,038,550.38	-16.1%
GRAND TOTAL			-7,810.70	387,574.99	387,574.99	375,348.26	410,221.73	149,630.38	-61.4%

# CITY OF BLOOMINGTON, IL

## PROJECTION 20255 / BUDGET ENTRY FUTURE YRS REPORT

ORG	OBJECT PROJ	DESC	2026	2027	2028	2029
10014160	Bloomington Ice Center					
10014160	54430	Fac Rntl	-380,000.00	-380,000.00	-380,000.00	-380,000.00
10014160	54435	Skt Rntl	-28,600.00	-28,600.00	-28,600.00	-28,600.00
10014160	54910	ActPgm Inc	-80,000.00	-80,000.00	-80,000.00	-80,000.00
10014160	54920	Admin Fee	-75,000.00	-80,000.00	-80,000.00	-80,000.00
10014160	54930	HckyRg Fee	-196,000.00	-196,000.00	-196,000.00	-196,000.00
10014160	54931	FigSkReFee	-30,000.00	-30,000.00	-30,000.00	-30,000.00
10014160	54932	Skt Sharpn	-1,250.00	-1,250.00	-1,250.00	-1,250.00
10014160	57035	Concession	-73,000.00	-73,000.00	-73,000.00	-73,000.00
10014160	57040	Pro Shop	-3,000.00	-3,000.00	-3,000.00	-3,000.00
10014160	57050	Tx on Sale	-100.00	-100.00	-100.00	-100.00
10014160	57310	Donations	-1,300.00	-1,300.00	-1,300.00	-1,300.00
10014160	57317	Spnshp Adv	-7,500.00	-8,000.00	-8,500.00	-9,000.00
10014160	61100	Salary FT	252,739.76	261,585.65	270,741.14	280,217.08
10014160	61130	Salary SN	238,050.00	246,381.75	255,005.11	263,930.29
10014160	61150	Salary OT	2,070.00	2,142.45	2,217.44	2,295.05
10014160	62100	Dental Enh	581.00	581.00	581.00	581.00
10014160	62110	Group Life	204.00	204.00	204.00	204.00
10014160	62111	Enh Vision	169.00	169.00	169.00	169.00
10014160	62113	BCBS 60/12	7,120.05	7,476.05	7,849.86	8,242.35
10014160	62114	BCBS HSA	6,441.75	6,763.84	7,102.03	7,457.13
10014160	62115	RHS Contrb	2,040.00	2,040.00	2,040.00	2,040.00
10014160	62116	HSA City	1,200.00	1,200.00	1,200.00	1,200.00
10014160	62120	IMRF	18,831.83	19,490.94	20,173.12	20,879.18
10014160	62130	FICA	15,262.11	15,796.28	16,349.15	16,921.37
10014160	62140	Medicare	3,570.75	3,695.73	3,825.08	3,958.95
10014160	62990	Othr Ben	1,800.00	1,800.00	1,800.00	1,800.00
10014160	70430	MFD Lease	1,100.00	1,100.00	1,100.00	1,100.00
10014160	70510	RepMaint B	80,000.00	80,000.00	80,000.00	80,000.00
10014160	70530	RepMaint O	600.00	600.00	600.00	600.00
10014160	70540	RepMt Othr	5,000.00	5,000.00	5,000.00	5,000.00
10014160	70542	RepMaintNF	5,500.00	5,500.00	5,500.00	5,500.00
10014160	70610	Advertise	2,500.00	2,500.00	2,500.00	2,500.00
10014160	70611	PrintBind	7,000.00	7,000.00	7,000.00	7,000.00
10014160	70631	Dues	5,500.00	5,500.00	5,500.00	5,500.00
10014160	70632	Pro Develop	6,000.00	6,000.00	6,000.00	6,000.00
10014160	70640	OffScorkpr	25,000.00	25,000.00	25,000.00	25,000.00
10014160	70656	TrashRemov	5,500.00	5,500.00	5,500.00	5,500.00
10014160	70690	Purch Serv	123,000.00	123,000.00	123,000.00	123,000.00
10014160	70702	WC Prem	2,553.80	2,630.41	2,709.32	2,790.60
10014160	70703	Liab Prem	4,476.89	4,611.19	4,749.53	4,892.01
10014160	70704	Prop Prem	3,384.82	3,486.36	3,590.95	3,698.68
10014160	70712	WC Claim	13,932.39	14,350.36	14,780.87	15,224.29
10014160	70713	Liab Claim	977.71	1,007.04	1,037.25	1,068.37
10014160	70714	Prop Claim	977.71	1,007.04	1,037.25	1,068.37
10014160	70720	Ins Admin	2,378.48	2,449.83	2,523.32	2,599.02
10014160	71010	Off Supp	15,000.00	15,000.00	15,000.00	15,000.00
10014160	71024	Janit Supp	6,000.00	6,000.00	6,000.00	6,000.00
10014160	71030	UniformSup	2,000.00	2,000.00	2,000.00	2,000.00
10014160	71060	Food	45,000.00	45,000.00	45,000.00	45,000.00

# CITY OF BLOOMINGTON, IL

## PROJECTION 20255 / BUDGET ENTRY FUTURE YRS REPORT

ORG	OBJECT PROJ	DESC	2026	2027	2028	2029
10014160	71080	Maint Supp	2,250.00	2,250.00	2,250.00	2,250.00
10014160	71190	Other Supp	20,000.00	20,000.00	20,000.00	20,000.00
10014160	71310	Natural Gs	41,140.00	45,254.00	49,779.00	54,756.00
10014160	71320	Electricity	118,450.00	136,217.00	156,649.00	156,649.00
10014160	71330	Water	21,226.80	28,231.64	29,360.91	30,535.35
10014160	71340					
10014160	71720	Wtr Chem	300.00	300.00	300.00	300.00
10014160	72140	CO Other	450,000.00	.00	.00	242,208.00
TOTAL Bloomington Ice Center			694,628.85	288,171.56	334,624.33	604,085.09
TOTAL REVENUE			-875,750.00	-881,250.00	-881,750.00	-882,250.00
TOTAL EXPENSE			1,570,378.85	1,169,421.56	1,216,374.33	1,486,335.09
GRAND TOTAL			694,628.85	288,171.56	334,624.33	604,085.09

# SPECIAL OPPORTUNITIES AVAILABLE IN RECREATION (S.O.A.R.) 10014170



## Purpose

The SOAR program exists to maintain and enhance the quality of life for individuals with disabilities through comprehensive, specialized recreation programs, activities, and events. SOAR is a division of the Parks and Recreation Department and provides therapeutic recreation services in five component areas: Cultural Arts, Special Events, Special Interest, Youth and Sports & Fitness. SOAR also receives annual funding and facility support from the Town of Normal.

## Authorization

The City of Bloomington Parks & Recreation Department and its related activities have been codified in Chapter 19 & Chapter 31 of the City Code.

## FY 2025 Budget & Program Highlights

S.O.A.R. offers access to affordable, family-oriented activities.

- Programs are kept at an affordable cost and reduced fees are offered for those who might not otherwise be able to participate.
- Payment plans and reduced fees are offered for those who meet financial requirements. These costs are offset by donations.

S.O.A.R. provides Choices for Entertainment and Recreation:

- Individuals and/or families have the choice of programs in the areas of arts & crafts, dance, special interest, special events, sports, and fitness.

## Funding Source

Program fees and donations with the remaining balance paid 60% by Bloomington and 40% by Normal.

## What we accomplished in FY 2024

- During FY 2024, we brought back most of our programming that we were offering before COVID as well as adding on new programming due to change in recreational trends/interest.
- We added a Special Olympics sport, Unified Golf, in FY 2024. This program gave our athletes the opportunity to compete in a sport alongside their peers who do not have disabilities.
- During FY 2024, we celebrated SOAR turning 50 years old and were able to celebrate all year long with a nice spring formal, social media advertisements and a big celebration picnic. We were also able to celebrate by allowing our staff and participants to purchase SOAR clothing items to celebrate SOAR turning 50.

## Performance Measurements

S.O.A.R.	FY 2023 Actual	FY 2024 Adopted Budget	FY 2024 Projected	FY 2025 Adopted Budget
<b>Outputs:</b>				
<b>Programs offered</b>				
Cultural Arts programs	24	23	23	27
Fitness/Recreation programs	31	23	32	35
Special Event programs	43	50	39	45
Special Interest programs	22	25	21	25
Special Olympic programs	16	18	17	18
Youth/Teen Programs	37	36	34	36
Programs that offered door to door transportation	46	60	55	60
<b>Participation:</b>				
Cultural Arts	1,012	1,512	959	1,800
Participants- Fitness	2,496	2,185	3,191	3,479
Participants- Special Events	790	1,530	1,025	1,145
Participants- Special Interest	916	1,080	887	1,080
Participants-Special Olympics	2,171	2,070	2,191	2,070
Participants-Youth/Teen	748	1,150	1,051	1,150
Participants-Transportation	276	434	330	434

## Challenges

- Since COVID, we have seen an increase in participation numbers. Due to this, we have noticed that we are lacking resources in the space we use for programming. Due to the space we have, we are only able to have a certain number of participants in each of our programs, therefore, a lot of our participants are getting waitlisted for programs. This has become a challenge because we want to make sure all participants are getting the access to recreation that they deserve.
- Due to SOAR and recreation offering more trip style programs for their participants, we have run into issues where we cannot offer programs at the same time due to currently only having two fifteen passenger vans. This has become a challenge in both of our desires to offer the most programming that we can for our participants.

## Fun Facts

- During FY 2024, we were able to bring on a new full-time SOAR Program Manager due to the previous one retiring. This new program manager is a CTRS (Certified Therapeutic Recreation Specialist). This is the first time in the history of SOAR where there are two CTRSs as full-time staff. This will ultimately enhance the programming that SOAR is offering as well as give way to mentoring and leadership opportunities that will enhance SOAR and the field of Therapeutic Recreation.

# CITY OF BLOOMINGTON, IL

## NEXT YEAR / CURRENT YEAR BUDGET ANALYSIS

ACCOUNTS FOR:		2023	2024	2024	2024	2024	2025	PCT	
SOAR		ACTUAL	ORIG BUD	REVISED BUD	ACTUAL	PROJECTION	ADOPTED	CHANGE	
10014170	53350	Tn of Nrm1	-131,489.00	-134,503.00	-134,503.00	-134,503.00	-134,503.00	-139,573.00	3.8%
10014170	54910	ActPgm Inc	-33,942.50	-47,000.00	-47,000.00	-26,822.50	-35,000.00	-42,500.00	-9.6%
10014170	57310	Donations	-14,230.79	-6,000.00	-6,000.00	-5,121.50	-12,500.00	-10,500.00	75.0%
10014170	61100	Salary FT	122,864.20	126,203.00	126,203.00	80,834.30	121,000.00	137,231.00	8.7%
10014170	61130	Salary SN	85,230.33	142,360.00	142,360.00	71,836.32	100,000.00	130,278.00	-8.5%
10014170	61150	Salary OT	262.13	300.00	300.00	1,170.75	1,500.00	2,500.00	733.3%
10014170	61190	Othr Salry	.00	.00	.00	7,286.48	7,286.48	.00	.0%
10014170	62100	Dental Enh	562.98	581.00	581.00	264.43	406.78	388.00	-33.2%
10014170	62110	Group Life	134.99	136.00	136.00	88.80	133.60	136.00	.0%
10014170	62111	Enh Vision	200.60	202.00	202.00	78.63	111.99	101.00	-50.0%
10014170	62113	BCBS 60/12	13,757.80	13,842.00	13,842.00	9,209.55	14,007.94	14,396.00	4.0%
10014170	62114	BCBS HSA	5,853.58	5,899.00	5,899.00	719.73	719.73	.00	.0%
10014170	62116	HSA City	1,200.00	1,200.00	1,200.00	-11.97	-11.97	.00	.0%
10014170	62117	DentalPPO	.00	.00	.00	15.86	.00	.00	.0%
10014170	62120	IMRF	10,741.09	8,579.00	8,579.00	6,162.45	8,565.55	10,328.00	20.4%
10014170	62130	FICA	12,283.53	16,034.00	16,034.00	9,735.25	14,738.65	8,181.00	-49.0%
10014170	62140	Medicare	2,872.81	3,752.00	3,752.00	2,276.77	3,447.16	1,915.00	-49.0%
10014170	62990	Othr Ben	388.12	.00	.00	1,038.16	1,338.16	1,200.00	.0%
10014170	70420	Rentals	250.00	700.00	700.00	250.00	550.00	700.00	.0%
10014170	70610	Advertise	96.00	700.00	700.00	297.48	500.00	750.00	7.1%
10014170	70611	PrintBind	4,088.07	8,250.00	8,250.00	5,480.20	5,000.00	5,000.00	-39.4%
10014170	70631	Dues	.00	590.00	590.00	.00	.00	.00	.0%
10014170	70632	Pro Develp	2,694.32	2,800.00	2,800.00	1,358.55	2,500.00	3,000.00	7.1%
10014170	70690	Purch Serv	10,651.70	14,000.00	14,000.00	10,370.04	14,000.00	17,000.00	21.4%
10014170	70702	WC Prem	1,437.25	1,602.86	1,602.86	1,602.86	1,602.86	1,430.54	-10.8%
10014170	70703	Liab Prem	1,905.13	2,639.23	2,639.23	2,639.23	2,639.23	2,507.78	-5.0%
10014170	70704	Prop Prem	1,558.93	1,868.82	1,868.82	1,868.82	1,868.82	1,896.04	1.5%
10014170	70712	WC Claim	8,916.80	9,067.90	9,067.90	9,067.90	9,067.90	7,764.17	-14.4%
10014170	70713	Liab Claim	594.45	614.77	614.77	614.77	614.77	544.85	-11.4%
10014170	70714	Prop Claim	668.76	614.77	614.77	614.77	614.77	544.85	-11.4%
10014170	70720	Ins Admin	1,520.29	1,570.60	1,570.60	1,570.60	1,570.60	1,332.33	-15.2%
10014170	71010	Off Supp	.00	.00	.00	33.98	.00	.00	.0%
10014170	71017	Postage	.00	.00	.00	.00	.00	2,200.00	.0%
10014170	71060	Food	4,157.18	8,500.00	8,500.00	4,042.42	6,000.00	7,500.00	-11.8%
10014170	71190	Other Supp	3,358.70	7,000.00	7,000.00	1,609.73	3,500.00	5,000.00	-28.6%
10014170	71340	Telecom	672.07	800.00	800.00	463.07	800.00	1,000.00	25.0%
10014170	72130	CO Lcn Veh	.00	.00	17,312.00	17,312.00	17,312.00	.00	.0%
10014170	79980	SpProg Exp	5,784.70	7,350.00	7,350.00	5,576.96	6,000.00	7,000.00	-4.8%
10014170	85100	Fm General	-165,862.00	-175,754.00	-175,754.00	-175,754.00	-175,754.00	-183,760.00	4.6%
10014170	89100	To General	25,000.00	25,000.00	25,000.00	25,000.00	25,000.00	25,000.00	.0%
TOTAL SOAR			-15,817.78	49,499.95	66,811.95	-61,722.11	14,628.02	20,491.56	-69.3%
TOTAL REVENUE			-345,524.29	-363,257.00	-363,257.00	-342,201.00	-357,757.00	-376,333.00	3.6%
TOTAL EXPENSE			329,706.51	412,756.95	430,068.95	280,478.89	372,385.02	396,824.56	-7.7%
GRAND TOTAL			-15,817.78	49,499.95	66,811.95	-61,722.11	14,628.02	20,491.56	-69.3%

# CITY OF BLOOMINGTON, IL

## PROJECTION 20255 / BUDGET ENTRY FUTURE YRS REPORT

ORG	OBJECT PROJ	DESC	2026	2027	2028	2029
10014170	SOAR					
10014170	53350	Tn of Nrm1	-143,760.00	-148,072.00	-152,514.00	-157,089.00
10014170	54910	ActPgm Inc	-47,000.00	-47,000.00	-47,000.00	-47,000.00
10014170	57310	Donations	-12,500.00	-12,500.00	-12,500.00	-12,500.00
10014170	61100	Salary FT	142,034.09	147,005.28	152,150.46	157,475.73
10014170	61130	Salary SN	134,837.73	139,557.05	144,441.55	149,497.00
10014170	61150	Salary OT	2,587.50	2,678.06	2,771.79	2,868.81
10014170	62100	Dental Enh	388.00	388.00	388.00	388.00
10014170	62110	Group Life	136.00	136.00	136.00	136.00
10014170	62111	Enh Vision	101.00	101.00	101.00	101.00
10014170	62113	BCBS 60/12	15,115.80	15,871.59	16,665.17	17,498.43
10014170	62120	IMRF	10,689.48	11,063.61	11,450.84	11,851.62
10014170	62130	FICA	8,467.34	8,763.69	9,070.42	9,387.89
10014170	62140	Medicare	1,982.03	2,051.40	2,123.19	2,197.51
10014170	62990	Othr Ben	1,200.00	1,200.00	1,200.00	1,200.00
10014170	70420	Rentals	700.00	700.00	700.00	700.00
10014170	70610	Advertise	700.00	700.00	700.00	700.00
10014170	70611	PrintBind	8,750.00	9,000.00	9,250.00	9,500.00
10014170	70631	Dues	580.00	610.00	640.00	670.00
10014170	70632	Pro Develp	3,600.00	3,800.00	4,000.00	4,200.00
10014170	70690	Purch Serv	18,000.00	19,000.00	20,000.00	21,000.00
10014170	70702	WC Prem	1,473.45	1,517.66	1,563.19	1,610.08
10014170	70703	Liab Prem	2,583.01	2,660.50	2,740.32	2,822.53
10014170	70704	Prop Prem	1,952.92	2,011.51	2,071.86	2,134.01
10014170	70712	WC Claim	7,997.09	8,237.00	8,484.11	8,738.64
10014170	70713	Liab Claim	561.20	578.04	595.38	613.24
10014170	70714	Prop Claim	561.20	578.04	595.38	613.24
10014170	70720	Ins Admin	1,372.30	1,413.47	1,455.87	1,499.55
10014170	71017	Postage	2,300.00	2,400.00	2,500.00	2,600.00
10014170	71060	Food	8,500.00	8,500.00	8,500.00	8,500.00
10014170	71190	Other Supp	7,000.00	7,000.00	7,000.00	7,000.00
10014170	71340	Telecom	2,250.00	2,500.00	2,750.00	3,000.00
10014170	79980	SpProg Exp	7,750.00	8,150.00	8,550.00	8,950.00
10014170	85100	Fm General	-189,272.00	-194,950.00	-200,799.00	-206,823.00
10014170	89100	To General	25,000.00	25,000.00	25,000.00	25,000.00
TOTAL SOAR			26,638.14	30,649.90	34,781.53	39,041.28
TOTAL REVENUE			-392,532.00	-402,522.00	-412,813.00	-423,412.00
TOTAL EXPENSE			419,170.14	433,171.90	447,594.53	462,453.28
GRAND TOTAL			26,638.14	30,649.90	34,781.53	39,041.28

# POLICE 10015110



## Purpose

As an exemplary law enforcement agency, the City of Bloomington Police Department (BPD) proactively fights crime and discourages wrongdoing. The Police Department enforces laws equally and fairly, upholding the rights of all, while promoting accountability and transparency. The department continues to develop and strengthen community relationships. The police department is in compliance with the State of Illinois, Safety, Accountability, Fairness, and Equity Today Act (SAFE-T) and Pre-trial Fairness Acts, which has new accountability, certification, training, rules for the accused, and other direct responsibilities. Moreover, the police department participated in a rigorous accreditation process through the Illinois Law Enforcement Accreditation Program. As part of this process, the departments policies, procedures, and practices are reviewed to ensure they are in line with current best practices in the policing profession. Afterward, assessors follow up with a site visit to ensure administrator, civilian, and sworn personnel are performing their duties in accordance with these standards.

The goals for the Bloomington Police Department are:

1. Reduce crime and fear of crime
  2. Improve the quality of life in neighborhoods
  3. Maintain advances in law enforcement technology
  4. Strengthen and diversify our workforce
- BPD Administration is a critical executive management team which is tasked with the overall leadership, administration, and management of the police department. The vast responsibilities include budgeting, strategic planning, training, accountability, policy, officer wellness, procurement, onboarding staff, internal investigations, grant application, acquisition and reporting, information and technology management, discipline, building and fleet management, community engagement, Public Safety Community Relations Board reporting, and city council reporting.
  - The Public Information Officer (PIO) reports to the administration. This position establishes and nurtures relationships with the media and the public. The PIO plays a critical role in keeping community members informed in both the day-to-day business of the police department and during critical incidents. The PIO provides a vital conduit for information exchange between the police department, media, and the public, promoting effective partnerships.
  - The Bloomington Emergency Communications Center operates an advanced and triple accredited dispatching service for the Bloomington Fire and Police Departments. This 24-hour, 365-day center is crucial for an effective public safety service delivery for the City of Bloomington.
  - The Parking Enforcement Unit conducts parking enforcement activity in the City of Bloomington, primarily in the downtown footprint.
  - The Patrol Division is one of several core components of the police department. This Division requires the most personnel, training, and equipment to accomplish the mission. The Patrol Division's primary responsibility is crime prevention, proactive security, promoting traffic safety, reporting, and investigating criminal activity, community engagement and outreach, and general public safety to this community on a 24/7 basis, 365 days-a-year.
  - The Criminal Investigations Division (CID) is responsible for the investigation of crimes which require resources beyond the Patrol Division's response due to offense complexity, severity, and demand for



specialized investigative techniques. CID has a Crime Intelligence and Analysis Unit (CIAU), detectives and officers who focus on a broad array of crimes in addition to personnel with specialized training in the following areas:

- Homicides
- Violent Crimes
- Unlawful Weapon Offenses
- Sexual Crimes, including those involving children
- Arson
- Domestic Violence
- Street Crimes
- Cyber Crimes
- Financial Crimes
- Crime Scene Processing
- Fugitive Apprehension
- Illicit Drug Crimes
- The Crime Intelligence and Analysis Unit (CIAU) monitors public safety threats, crime and traffic issues within the city and identifies trends. Their analysis of this information is used to assess the effectiveness of strategies currently in use to achieve department goals. The information obtained is used to create or modify approaches and coordinate resources appropriately. CIAU personnel also manage the Public Safety Camera and Automatic License Plate Reader programs.
- The Crime Intelligence and Analysis Unit (CIAU) monitors public safety threats, crime and traffic issues within the city and identifies trends. Their analysis of this information is used to assess the effectiveness of strategies currently in use to achieve department goals. The information obtained is used to create or modify approaches and coordinate resources appropriately.
- The Special Weapons and Tactics team (SWAT) is comprised of officers from other assignments and responds on an as-needed basis. SWAT serves high-risk search warrants and responds to incidents of violence and ongoing threats such as hostage situations, barricaded subjects, and active shooter scenarios. This team trains intentionally to ensure preparedness and increased capabilities.
- The Crisis Negotiations Unit (CNU) is comprised of officers from other assignments. These officers are specially trained in negotiations and establishing rapport with individuals who have taken hostages and/or barricaded themselves while threatening harm to hostages, themselves, the general public, or officers. CNU often responds with SWAT for such situations.
- The Community Engagement Unit (CEU) is led by one sergeant, the Neighborhood Focus Team (NFT), and several officers who participate in various engagement activities of the CEU. The CEU's mission is to promote the department, build trust, educate the public and establish meaningful relationships with members of the community. In addition to the benefit of having positive relationships, the efforts of the CEU and all officers of the Bloomington Police Departments allows our agency to be effective, legitimate, and supported.
- The Neighborhood Focus Team (NFT) manages recurring issues in neighborhoods which require an ongoing targeted response. These issues may include things like abandoned vehicles and towing, dog bites, neighbor disputes, speed complaints, code violations, and sex offender compliance enforcement and checks. This unit provides police presence as both witness and security during administrative hearings.

- The School Districts and the City of Bloomington partner to provide 4 School Resource Officers (SRO). The SROs promote the safety and security of students and faculty at the schools through innovative engagement and relationship building. They also handle most public safety and crime incidents occurring on school grounds, reducing the need for a patrol response to the schools.
- The School Districts and the City of Bloomington partner to provide 4 School Resource Officers (SRO). The SROs promote the safety and security of students and faculty at the schools through innovative engagement and relationship building. They also handle most public safety and crime incidents occurring on school grounds, reducing the need for a patrol response to the schools.
- Community Service Officers (CSO) are non-sworn personnel, which staff the front desk and assist members of the community who come to the police department to report minor crime, public safety matters and crashes, sex offender registration, and administrative towing functions. CSOs also provides basic fingerprinting requests of the public. This allows officers to focus on patrol duties.
- The Evidence and Records Unit is responsible for the records and a plethora of evidence generated by the police department. This unit is responsible for fulfilling numerous FOIA requests and entry of certain records into various databases, along with monitoring and preparing for relevant administrative hearings. This Unit manages court requests for officers and criminal evidence.
- In-keeping with the department's strategic plan, the agency has placed an emphasis on Officer Wellness which assists the officer in creating a healthy work/life balance while offering on-going training and resources for them and their families. BPD has a very active Peer Support program.
- The department provides additional patrols for the downtown area in an effort to maintain a safe environment and deter bad actors. Historically, calls for service have increased on Thursday, Friday, and Saturday nights, along with special events/holidays due to the lively atmosphere on those nights. The department is committed to increasing public safety with officer presence at gatherings attended by many community members and visitors at city events and public venues.
- The department contracts with McLean County Animal control for animal control services 24 hours-a-day.
- The City has an intergovernmental agreement with the McLean County Jail to provide booking services. This service includes intake and booking of persons arrested by the police.

## **FY 2025 Budget & Program Highlights**

- The Bloomington Police Department will continue to work toward the declared goals by ensuring personnel are competent, engaging, well-trained, and professional. The police department will continue to build on successful recruitment efforts realized during 2022 seeking to promote diversity. The health and welfare of our employees is essential to an effective workforce so the department will continue to make officer wellness a priority as well after having built a functioning program which has already delivered benefits.
- The Bloomington Police Department will use the Pillars identified by The President's Task Force on 21st Century Policing to guide our agency in accomplishing our goals. Those Pillars are:
  1. Building Trust and Legitimacy
  2. Policy and Oversight
  3. Technology and Social Media
  4. Community Policing and Crime Reduction
  5. Training and Education
  6. Officer Wellness and Safety

- The Bloomington Police Department's extensive use of social media continues to promote community awareness and involvement with the department both socially and professionally. BPD will continue to look for ways to improve our interaction with the public increase the functionality of its website and find new innovative ways to engage with the public.
- The Bloomington Police Department will continue to work with recognized community organizations with an established track record of community service to develop, implement and evaluate community programs. These programs will promote police community partnerships in addressing safety and chronic problems affecting neighborhoods.
- In FY 2025, the Bloomington Police Department will launch a Real Time Information Center (RTIC). The center will allow the police department to harness the technology from ALPR Cameras and Public Safety Cameras to help coordinate our response to incidents as they happen. Grant funding to address large scale retail theft was secured for a portion of this project.
- The Bloomington Police Department will continue to research and pursue current technologies to combat criminal activity and enhance public safety. Many of these tools will be made available at the patrol level to expedite the investigative process and more quickly respond to report made by members of the community.

## **What we accomplished in FY 2024**

- The Bloomington Police Department is implementing a traffic division to address the traffic safety concerns of the public, reduce crashes, and conduct proactive enforcement.
- The Bloomington Police Department onboarded 16 officers and 2 dispatchers during the 2024 fiscal year, which has been greatly welcomed by the rank and file of the agency. As of January 2024, the police department should be at a 100% staffing level and Bloomington Emergency Communications Center will be at an 87% staffing level.
- The Bloomington Police Department successfully negotiated a new contract with Axon for body worn cameras, digital media storage, tasers, interview rooms and squad car cameras. This contract provides an economical way to provide officers with the tools and efficiencies needed to perform their duties effectively, efficiently and in compliance with state law.
- The Bloomington Police Department hosted the first School Resource Officer Summer Academy. This camp had 28 students from all Bloomington schools participate in a range of activities. These included speakers on violence reduction, team building, and trips to Wildlife Prairie Park and Iron Coyote.
- The Bloomington Police Department was able to secure 17 new patrol, detective, and administrative vehicles in FY24. These vehicles will be upfitted with better audible and visual equipment to enhance the safety of officers and the community. Printers will also be installed in all vehicles to reduce the time officers spend issuing citations, ordinance violations, and trespass warnings.
- The SWAT Team was able to order a BEARCAT armored rescue vehicle which will provide a very needed resource for our SWAT Team as well as the community. Lastly, a vehicle will be repurposed from a different department in the city and converted into a new Crisis Negotiation Unit Vehicle at substantial cost savings.
- The Bloomington Police Department will upgrade much of its current technology including Body Worn Cameras, Fleet Cameras, Public Safety Camera Network, ALPRs, information sharing and Mobile Data Terminals.
- The Bloomington Police Department has worked with the 100 Club and Lighthouse to create an officer wellness application that was added to all officer's work phones. This application provides resources for officer wellness and peer support.

- The Bloomington Police Department will utilize technology in conjunction with the National Integrated Ballistic Information Network, to quickly identify firearms used in multiple incidents, providing leads in gun violence cases that would otherwise go unsolved.
- The Bloomington Police Department will have installed an additional 8-10 Public Safety Cameras and 5 ALPR Cameras/Integrations along heavily traveled routes in Bloomington. New technology will also be used to enhance the ability to search the available footage as part of the implementation Real Time Information Center.
- A Voice Stress Analyzer was purchased to assist detectives and make interviews more productive and strategic.
- Numerous promotions were made to fill vacancies at the ranks of Sergeant, Lieutenant, and Assistant Chief. The department will also be sending two lieutenants to command level training by the end of this fiscal year, after foregoing the training for the past 10 years. The training will bring new ideas and ways of thinking to the department.
- The Bloomington Police Department held its first ever gun safe give away and gun buyback program using grant funds, destroying over 200 firearms, and providing over 300 safes for members of the community to secure their firearms in.
- The Police Department has continued to update office furniture, some of which is original to the building, to provide better ergonomics for our employees and increase workplace efficiency and employee wellness.

## **Bloomington Police Department Recruitment Plan**

- The Chief of Police shall ensure the department's recruiting efforts are designed to attract a high quality and diverse applicant pool. The department will continue to develop methods to encourage qualified female and minority candidates to join the department. The department will collaborate with the Human Resources Department, to conduct initial dispatcher and police applicant testing and better market the BPD.
- The department will also strive to recruit high quality experienced officers from other law enforcement agencies. Recruiting both experienced officers and new hires ensures a larger pool of candidates with diverse backgrounds.

## **An Area to Improve Upon is Staffing and Community Engagement**

- The department will continue to strive to reach goals outlined in the recruiting plan to increase diversity and reach full authorized staffing. Attrition continues to make it difficult to reach full staffing. Five additional officers will be added to the police department in 2024 which should reduce overtime and officer fatigue. The recruitment team continues to assist the BPD in finding new talent. (21<sup>st</sup> Century Policing: Pillar 1, recommendation 1.8)
- A second area the BPD will continue to work on is community engagement. By the end of this fiscal year, the police department will have participated in hundreds of community engagement events, reaching more members of the community than ever before. However, the BPD struggles to connect with the members of the community that do not attend these events. The police department will be implementing several strategies through FY24 and FY25 to assist in connecting with members of the community. The first is to revamp the BPD website to allow it to be easier to navigate and find the information community members are looking for. A component of this will include real time data and statistics. The police department will also be reaching out to members of the community through a variety of platforms to provide important information and request pertinent and timely feedback. The

goal of these programs is to allow for better communication between the police department and the community while also making the police department more responsive to the needs of the community.

## Performance Measurements

Police Department (employee count includes Communication Center)	FY 2023 Actual	FY 2024 Adopted Budget	FY 2024 Projected	FY 2025 Adopted Budget
<b>Inputs:</b>				
Sworn Full Time Employees	124	128	128	133
Civilian Full Time Employees	33	35	35	37
Officers Assigned to Patrol	65	65	65	65
<b>**Number of Police Vehicles</b>	80	89	89	93
<b>Outputs:</b>				
Number of CFS per Patrol Office FTE's	1,001	480	1,000	1,250
Injury-Producing Traffic Accidents per 1,000 Population	3.82	3.82	3.82	3.82
DUI Arrests per 1,000 Population	3.43	3.43	3.43	3.43
Total Police Reports	7,252	6,861	7,500	8,000
<b>**Vehicles are replaced relative to their mileage, hours, condition, age, maintenance costs and what the vehicle is used for. The department does not limit the fleet to one make and model of vehicle to reduce the impact of any safety recalls which could otherwise put the whole fleet out of service. Vehicles are purchased via a state bid or the Northwest Municipal Suburban Contract. The advantage to this purchasing practice is it provides competitive pricing via the bidding process employed, and standard specifications are established.</b>				

## Challenges

Adversity is not new to law enforcement, nor are the specific challenges BPD faces. The Bloomington Police Department will optimistically stay the course from last year and continue to mitigate the impact or wholly resolve the challenges noted below:

Staffing - As the responsibilities for the department increase, so does the necessity to have officers and specialty units with a broad understanding of all nuances of the job. This results in an increased need for training to provide knowledge in those areas. The department will strive to recruit the best possible employees to provide exceptional service to the members of the Bloomington community.

SAFE-T Act- The Act requires BPD's compliance with arresting, bonding, training, accountability, and court standards. This Act has led to increased overtime for investigations and reporting, as well as technology uses. The Act has several unintended and unfunded mandates and consequences which impacts BPD's administration and operation.

New Technology - As new law enforcement technology is developed; the department will review and research new technologies in order to make informed decisions on what items would best assist the department in becoming more effective and efficient in the service to our community. An additional consideration resulting from the proliferation of technology-based solutions to law enforcement is supporting equipment software beyond the initial purchase. Maintenance agreements and other associated costs will continue to grow and impact the police department budget. Mandates and recommendations are being directed to law enforcement which will require exploring, adopting, and embracing new technologies.

High Crime and Crash Areas - Calls for service are a significant indicator of a high crime and problem traffic areas. When a high crash and crime areas are identified, the police will respond with appropriate resources as they are available. These areas can move and shift in response to police presence and activity. The department will continue to use technology and community involvement to identify and respond to high crash and crime areas.

## **Fun Facts**

The City of Bloomington Police Department, founded in 1850, is authorized the following staffing in FY 2025: the Police Chief, 3 Assistant Police Chiefs, 6 Lieutenants, 16 Sergeants, and a total of 133 Police Officers, 18 Professional Support Staff, 1 seasonal support staff, and 4 seasonal background investigators.

# CITY OF BLOOMINGTON, IL

## NEXT YEAR / CURRENT YEAR BUDGET ANALYSIS

ACCOUNTS FOR:		2023	2024	2024	2024	2024	2025	PCT
Police Administration		ACTUAL	ORIG BUD	REVISED BUD	ACTUAL	PROJECTION	ADOPTED	CHANGE
10015110	50017 CannabisUT	-122,477.91	-150,000.00	-150,000.00	-78,666.17	-120,000.00	-120,000.00	-20.0%
10015110	53110 Fed Grants	-12,225.95	.00	.00	-11,785.11	-11,785.11	-10,000.00	.0%
10015110	53120 St Grants	.00	-1,000.00	-1,000.00	.00	.00	-50,000.00	4900.0%
10015110	53120 34600 St Grants	.00	.00	.00	-500,000.00	-500,000.00	.00	.0%
10015110	53155 JAG Grant	-25,549.00	-30,000.00	-30,000.00	.00	-25,549.00	-25,549.00	-14.8%
10015110	53311 IL Pull Tb	-4,637.35	.00	.00	-4,298.15	-4,298.15	-4,298.15	.0%
10015110	53312 IL Veh Use	-38,707.56	-30,000.00	-30,000.00	-40.00	-40.00	.00	.0%
10015110	53320 MCLn Cnty	.00	-8,050.00	-8,050.00	.00	-8,050.00	-8,050.00	.0%
10015110	53320 36000 MCLn Cnty	.00	.00	.00	.00	.00	-1,315.51	.0%
10015110	53350 Tn of Nrml	.00	-8,050.00	-8,050.00	.00	-8,050.00	-8,050.00	.0%
10015110	54430 Fac Rntl	-16,443.96	.00	.00	.00	.00	.00	.0%
10015110	54440 FngrPt Fee	-8,605.00	-5,000.00	-5,000.00	-4,740.00	-7,805.00	-7,800.00	56.0%
10015110	54442 SO Reg Fee	-3,555.00	-4,000.00	-4,000.00	-2,575.00	-3,780.00	-3,780.00	-5.5%
10015110	54443 SpPoliceSV	-189,678.43	-129,000.00	-129,000.00	-159,607.59	-212,696.00	-200,000.00	55.0%
10015110	54444 SchResOff	-150,000.00	-150,000.00	-150,000.00	-198,824.00	-274,904.00	-274,904.00	83.3%
10015110	54450 AnRls Fee	-5,100.00	-8,000.00	-8,000.00	-1,550.00	-3,500.00	-3,500.00	-56.3%
10015110	54460 Auto Rls	-9,350.00	-9,000.00	-9,000.00	-5,870.00	-8,640.00	-9,000.00	.0%
10015110	54480 Report Fee	-9,950.00	-13,000.00	-13,000.00	-9,815.00	-11,270.00	-12,000.00	-7.7%
10015110	54990 Othr Chgs	-12,296.38	-9,000.00	-9,000.00	-14,661.46	-18,500.00	-13,000.00	44.4%
10015110	55035 TwgViolate	-287,102.35	-225,000.00	-225,000.00	-186,010.00	-275,000.00	-275,000.00	22.2%
10015110	57114 Equip Sale	-13.14	-12,000.00	-12,000.00	-17,010.88	-17,010.88	-50,000.00	316.7%
10015110	57120 Auto Sale	-113,891.76	-100,000.00	-100,000.00	-68,687.60	-100,000.00	-100,000.00	.0%
10015110	57350 Priv Grant	.00	.00	.00	-667.26	-667.26	.00	.0%
10015110	57420 PropDamCln	-42,029.98	-10,000.00	-10,000.00	-26,383.78	-26,383.78	.00	.0%
10015110	57445 Mshl OT Rb	-1,279.49	-5,000.00	-5,000.00	-1,051.16	-2,000.00	-2,000.00	-60.0%
10015110	57446 FBI OT	-533.91	.00	.00	.00	.00	.00	.0%
10015110	57490 Othr Reimb	-1,332.72	-44,000.00	-44,000.00	-173.02	-2,500.00	-2,500.00	-94.3%
10015110	57985 Cash Stovr	355.52	.00	.00	.00	.00	.00	.0%
10015110	57990 Misc Rev	-14,818.11	-1,500.00	-1,500.00	-13,386.25	-4,061.39	-1,500.00	.0%
10015110	61100 Salary FT	13,465,842.30	14,399,166.00	14,399,166.00	9,075,830.05	13,219,212.03	15,057,701.00	4.6%
10015110	61130 Salary SN	58,083.48	61,000.00	61,000.00	20,860.02	35,000.00	62,830.00	3.0%
10015110	61150 Salary OT	1,292,205.20	1,152,000.00	1,152,000.00	1,148,445.54	1,500,000.00	1,186,560.00	3.0%
10015110	61190 Othr Salry	121,770.19	.00	.00	107,040.55	150,000.00	.00	.0%
10015110	62100 Dental Enh	6,455.00	6,624.00	6,624.00	4,040.78	6,335.39	7,387.00	11.5%
10015110	62101 Dental Ins	42,732.64	45,829.00	45,829.00	28,282.42	42,479.31	44,694.00	-2.5%
10015110	62102 Vision Ins	10,760.22	11,122.00	11,122.00	6,869.23	10,402.86	10,117.00	-9.0%
10015110	62104 BCBS 400	58,504.72	.00	.00	.00	.00	.00	.0%
10015110	62105 PolicePlan	2,969,424.99	2,711,676.00	2,711,676.00	1,756,077.61	2,691,581.99	2,750,003.00	1.4%
10015110	62108 ENHBCSPPO	2,289.60	.00	.00	.00	.00	.00	.0%
10015110	62109 ENH HMO	21,636.65	19,123.00	19,123.00	22,692.28	33,599.80	33,352.00	74.4%
10015110	62110 Group Life	9,349.13	9,860.00	9,860.00	6,162.78	9,286.46	10,268.00	4.1%
10015110	62111 Enh Vision	1,909.62	1,942.00	1,942.00	1,266.23	1,851.43	2,214.00	14.0%
10015110	62113 BCBS 60/12	68,218.90	82,318.00	82,318.00	49,221.21	76,755.72	127,404.00	54.8%
10015110	62114 BCBS HSA	19,911.01	12,521.00	12,521.00	13,025.49	18,867.98	19,156.00	53.0%

# CITY OF BLOOMINGTON, IL

## NEXT YEAR / CURRENT YEAR BUDGET ANALYSIS

ACCOUNTS FOR:		2023	2024	2024	2024	2024	2025	PCT	
Police Administration		ACTUAL	ORIG BUD	REVISED BUD	ACTUAL	PROJECTION	ADOPTED	CHANGE	
10015110	62115	RHS Contrb	104,525.54	100,000.00	100,000.00	86,495.88	111,872.75	100,000.00	.0%
10015110	62116	HSA City	5,000.00	5,000.00	5,000.00	-1,983.09	3,216.91	5,200.00	4.0%
10015110	62117	DentalPPO	.00	.00	.00	249.39	.00	.00	.0%
10015110	62120	IMRF	92,987.57	70,334.00	70,334.00	46,991.51	67,471.05	92,479.00	31.5%
10015110	62130	FICA	61,573.15	65,458.00	65,458.00	44,367.02	63,193.76	76,451.00	16.8%
10015110	62140	Medicare	201,912.76	207,260.00	207,260.00	140,718.33	203,765.82	203,098.00	-2.0%
10015110	62160	Work Comp	55,985.31	.00	.00	83,630.66	100,000.00	.00	.0%
10015110	62170	UniformAll	33,999.92	36,600.00	36,600.00	32,416.53	36,600.00	32,700.00	-10.7%
10015110	62190	Uniforms	74,111.96	90,000.00	140,000.00	136,493.56	140,000.00	120,000.00	-14.3%
10015110	62191	Prot wear	29,979.99	20,000.00	20,000.00	17,505.15	20,000.00	20,000.00	.0%
10015110	62200	Hlth Fac	225.00	.00	.00	75.00	.00	.00	.0%
10015110	62210	Tuit Reimb	20,021.57	20,000.00	20,000.00	21,468.30	20,000.00	20,000.00	.0%
10015110	62330	LIUNA Pen	6,401.85	6,552.00	6,552.00	4,192.74	5,791.14	8,424.00	28.6%
10015110	62990	Othr Ben	354,590.70	301,200.00	301,200.00	243,031.79	301,200.00	323,800.00	7.5%
10015110	70220	Oth PT Sv	139,792.65	204,500.00	204,500.00	184,518.90	202,500.00	1,010,820.77	394.3%
10015110	70410	Janitor Sv	700.49	2,500.00	2,500.00	700.56	1,000.00	1,000.00	-60.0%
10015110	70430	MFD Lease	9,245.83	11,000.00	11,000.00	5,469.28	10,000.00	10,000.00	-9.1%
10015110	70510	RepMaint B	106,017.62	60,000.00	60,000.00	28,708.10	63,000.00	61,000.00	1.7%
10015110	70520	RepMaint V	110,436.74	110,000.00	110,000.00	88,611.82	110,000.00	111,500.00	1.4%
10015110	70530	RepMaint O	562,546.41	458,640.05	458,640.05	81,375.00	460,000.00	15,400.00	-96.6%
10015110	70540	RepMt Othr	291.00	6,000.00	6,000.00	207.98	1,000.00	7,000.00	16.7%
10015110	70590	Oth Repair	.00	.00	.00	1,171.60	1,171.60	.00	.0%
10015110	70610	Advertise	7,217.17	9,000.00	-700.00	322.32	7,500.00	15,000.00	-2242.9%
10015110	70611	PrintBind	9,491.70	6,200.00	6,200.00	7,611.28	8,000.00	10,000.00	61.3%
10015110	70620	Towing	9,964.65	10,000.00	10,000.00	4,712.80	10,000.00	10,000.00	.0%
10015110	70631	Dues	17,540.95	20,700.00	20,700.00	16,140.70	20,700.00	25,000.00	20.8%
10015110	70632	Pro Develp	191,344.25	300,000.00	250,000.00	130,094.43	275,000.00	382,380.00	53.0%
10015110	70649	Car wash	8,007.37	6,000.00	6,000.00	6,609.86	10,000.00	10,000.00	66.7%
10015110	70690	Purch Serv	137,638.26	225,000.00	223,187.00	147,970.38	228,720.00	70,570.00	-68.4%
10015110	70702	WC Prem	89,843.16	93,646.03	93,646.03	93,646.03	93,646.03	95,176.18	1.6%
10015110	70703	Liab Prem	119,090.14	154,195.37	154,195.37	154,195.37	154,195.37	166,846.76	8.2%
10015110	70704	Prop In Pr	97,449.32	109,184.53	109,184.53	109,184.53	109,184.53	126,146.98	15.5%
10015110	70712	WC Claim	828,087.97	799,950.50	799,950.50	799,950.50	799,950.50	805,664.16	.7%
10015110	70713	Liab Claim	55,205.86	54,233.93	54,233.93	54,233.93	54,233.93	56,537.84	4.2%
10015110	70714	Prop Claim	62,106.60	54,233.93	54,233.93	54,233.93	54,233.93	56,537.84	4.2%
10015110	70720	Ins Admin	95,034.05	91,761.40	91,761.40	91,761.40	91,761.40	88,642.19	-3.4%
10015110	70800	Anmalwardn	152,220.00	148,248.00	148,248.00	102,824.00	154,236.00	154,236.00	4.0%
10015110	71010	Off Supp	17,774.08	30,150.00	30,150.00	17,228.21	25,000.00	30,000.00	-.5%
10015110	71017	Postage	3,530.64	3,700.00	3,700.00	2,751.33	4,200.00	3,700.00	.0%
10015110	71024	Janit Supp	22,423.89	14,750.00	14,750.00	12,369.60	16,000.00	21,750.00	47.5%
10015110	71024	70000 Janit Supp	990.96	.00	.00	.00	.00	.00	.0%
10015110	71024	71000 Janit Supp	463.31	.00	.00	.00	.00	.00	.0%
10015110	71040	Animal Fd	1,093.73	1,500.00	1,500.00	1,269.16	1,500.00	2,000.00	33.3%
10015110	71060	Food	3,630.51	5,700.00	5,700.00	908.88	2,500.00	30,700.00	438.6%



# CITY OF BLOOMINGTON, IL

## NEXT YEAR / CURRENT YEAR BUDGET ANALYSIS

ACCOUNTS FOR:			PROJECTION: 20255 FY 2025 BUDGET MASTER LEVEL 5					FOR PERIOD 12	
			2023	2024	2024	2024	2024	2025	PCT
			ACTUAL	ORIG BUD	REVISED BUD	ACTUAL	PROJECTION	ADOPTED	CHANGE
Police Administration									
10015110	71070	Fuel	206,233.05	247,200.00	247,200.00	130,179.10	210,000.00	225,000.00	-9.0%
10015110	71073	FuelNonCit	567.72	1,000.00	1,000.00	2,482.31	3,500.00	2,000.00	100.0%
10015110	71080	Maint Supp	22,686.18	10,300.00	10,300.00	3,029.50	10,300.00	43,907.00	326.3%
10015110	71190	Other Supp	279,086.17	249,100.00	251,533.66	185,234.65	240,531.00	275,000.00	9.3%
10015110	71190	38000 Other Supp	10,127.30	40,000.00	40,000.00	27,690.80	40,000.00	40,000.00	.0%
10015110	71310	Natural Gs	7,763.07	12,000.00	12,000.00	.00	5,000.00	12,000.00	.0%
10015110	71320	Electricity	3,484.46	6,000.00	6,000.00	2,047.32	3,500.00	4,000.00	-33.3%
10015110	71340	Telecom	129,455.66	125,000.00	125,000.00	89,906.87	130,000.00	135,000.00	8.0%
10015110	71420	Periodicals	1,047.68	400.00	400.00	449.88	800.00	1,000.00	150.0%
10015110	72110	CO Office	.00	27,000.00	24,566.34	24,566.34	24,566.34	178,692.89	627.4%
10015110	72120	CO Comp Eq	.00	74,000.00	61,504.43	39,352.55	39,353.00	48,600.00	-21.0%
10015110	72130	CO Lcn Veh	327,681.80	1,262,476.00	1,274,971.57	1,268,305.57	1,268,306.00	1,135,158.72	-11.0%
10015110	72140	CO Other	125,766.97	.00	.00	.00	.00	.00	.0%
10015110	72140	34500 CO Other	.00	.00	.00	39,516.86	39,516.86	.00	.0%
10015110	73401	Lease Prin	320,469.37	263,675.81	263,675.81	207,680.46	263,675.81	198,902.60	-24.6%
10015110	73701	Lease Int	22,283.80	15,191.22	15,191.22	11,171.63	15,191.22	10,810.44	-28.8%
10015110	75910	To Oth Gov	.00	13,750.00	13,750.00	750.00	750.00	.00	.0%
10015110	75910	31000 To Oth Gov	25,000.00	50,000.00	50,000.00	25,000.00	50,000.00	50,000.00	.0%
10015110	79050	Invst Exp	65,514.61	110,000.00	150,000.00	5,465.08	30,000.00	30,000.00	-80.0%
10015110	79134	JAG Grant	25,000.00	25,000.00	25,000.00	.00	25,000.00	27,000.00	8.0%
10015110	79990	Othr Exp	11,204.00	10,700.00	79,825.23	62,286.32	62,286.32	10,700.00	-86.6%
10015110	89208	To Drug En	.00	.00	.00	176,163.67	176,163.67	.00	.0%
TOTAL Police Administration			22,563,737.64	24,017,571.77	24,115,184.00	16,289,725.32	22,829,667.34	24,936,971.71	3.4%
TOTAL REVENUE			-1,069,222.48	-951,600.00	-951,600.00	-1,305,802.43	-1,646,490.57	-1,182,246.66	24.2%
TOTAL EXPENSE			23,632,960.12	24,969,171.77	25,066,784.00	17,595,527.75	24,476,157.91	26,119,218.37	4.2%
GRAND TOTAL			22,563,737.64	24,017,571.77	24,115,184.00	16,289,725.32	22,829,667.34	24,936,971.71	3.4%

# CITY OF BLOOMINGTON, IL

## PROJECTION 20255 / BUDGET ENTRY FUTURE YRS REPORT

ORG	OBJECT PROJ	DESC	2026	2027	2028	2029
10015110		Police Administration				
10015110	50017	CannabisUT	-120,000.00	-120,000.00	-120,000.00	-120,000.00
10015110	53110	Fed Grants	-10,500.00	-11,025.00	-11,576.25	-12,155.06
10015110	53120	St Grants	-52,500.00	-55,125.00	-57,881.25	-60,775.31
10015110	53155	JAG Grant	-26,826.45	-28,167.77	-29,576.16	-31,054.97
10015110	53311	IL Pull Tb	-4,513.06	-4,738.71	-4,975.65	-5,224.43
10015110	53320	MCLn Cnty	-8,452.50	-8,875.13	-9,318.88	-9,784.83
10015110	53320 36000	MCLn Cnty	-1,381.29	-1,450.35	-1,522.87	-1,599.01
10015110	53350	Tn of Nrml	-8,452.50	-8,875.13	-9,318.88	-9,784.83
10015110	54440	FngrPt Fee	-8,190.00	-8,599.50	-9,029.48	-9,480.95
10015110	54442	SO Reg Fee	-3,969.00	-4,167.45	-4,375.82	-4,594.61
10015110	54443	SpPolicesV	-210,000.00	-220,500.00	-231,525.00	-243,101.25
10015110	54444	SchResOff	-288,649.20	-303,081.66	-318,235.74	-334,147.53
10015110	54450	AnRls Fee	-3,675.00	-3,858.75	-4,051.69	-4,254.27
10015110	54460	Auto Rls	-9,450.00	-9,922.50	-10,418.63	-10,939.56
10015110	54480	Report Fee	-12,600.00	-13,230.00	-13,891.50	-14,586.08
10015110	54990	Othr Chgs	-13,650.00	-14,332.50	-15,049.13	-15,801.58
10015110	55035	TwgViolate	-275,000.00	-275,000.00	-275,000.00	-275,000.00
10015110	57114	Equip Sale	-52,500.00	-55,125.00	-57,881.25	-60,775.31
10015110	57120	Auto Sale	-105,000.00	-110,250.00	-115,762.50	-121,550.63
10015110	57445	Mshl OT Rb	-16,800.00	-17,640.00	-18,522.00	-19,448.10
10015110	57490	Othr Reimb	-10,500.00	-11,025.00	-11,576.25	-12,155.06
10015110	57990	Misc Rev	-1,575.00	-1,653.75	-1,736.44	-1,823.26
10015110	61100	Salary FT	15,584,720.50	16,130,185.75	16,694,742.30	17,279,058.23
10015110	61130	Salary SN	65,029.05	67,305.07	69,660.74	72,098.87
10015110	61150	Salary OT	1,228,089.60	1,271,072.74	1,315,560.28	1,361,604.89
10015110	62100	Dental Enh	7,387.00	7,387.00	7,387.00	7,387.00
10015110	62101	Dental Ins	44,694.00	44,694.00	44,694.00	44,694.00
10015110	62102	Vision Ins	10,117.00	10,117.00	10,117.00	10,117.00
10015110	62105	PolicePlan	2,915,003.18	3,089,903.37	3,275,297.57	3,471,815.43
10015110	62109	ENH HMO	35,019.60	36,770.58	38,609.11	40,539.56
10015110	62110	Group Life	10,268.00	10,268.00	10,268.00	10,268.00
10015110	62111	Enh Vision	2,214.00	2,214.00	2,214.00	2,214.00
10015110	62113	BCBS 60/12	133,774.20	140,462.91	147,486.06	154,860.36
10015110	62114	BCBS HSA	20,113.80	21,119.49	22,175.46	23,284.24
10015110	62115	RHS Contrb	100,000.00	100,000.00	100,000.00	100,000.00
10015110	62116	HSA City	5,200.00	5,200.00	5,200.00	5,200.00
10015110	62120	IMRF	95,715.77	99,065.82	102,533.12	106,121.78
10015110	62130	FICA	79,126.79	81,896.22	84,762.59	87,729.28
10015110	62140	Medicare	210,206.43	217,563.66	225,178.38	233,059.63
10015110	62170	UniformAll	32,700.00	32,700.00	32,700.00	32,700.00
10015110	62190	Uniforms	126,000.00	132,300.00	138,915.00	145,860.75
10015110	62191	Prot Wear	20,000.00	20,000.00	20,000.00	20,000.00
10015110	62210	Tuit Reimb	20,000.00	20,000.00	20,000.00	20,000.00
10015110	62330	LIUNA Pen	8,424.00	8,424.00	8,424.00	8,424.00
10015110	62990	Othr Ben	323,800.00	323,800.00	323,800.00	323,800.00
10015110	70220	Oth PT Sv	1,087,361.81	1,167,729.90	1,226,116.39	1,287,422.21
10015110	70410	Janitor Sv	2,625.00	2,756.25	2,894.06	3,038.77
10015110	70430	MFD Lease	10,500.00	11,025.00	11,576.25	12,155.06
10015110	70510	RepMaint B	64,050.00	67,252.50	70,615.13	74,145.88

# CITY OF BLOOMINGTON, IL

## PROJECTION 20255 / BUDGET ENTRY FUTURE YRS REPORT

ORG	OBJECT PROJ	DESC	2026	2027	2028	2029
10015110	70520	RepMaint V	114,845.00	118,290.35	121,839.06	125,494.23
10015110	70530	RepMaint O	16,170.00	16,978.50	17,827.43	18,718.80
10015110	70540	RepMt Othr	28,350.00	29,767.50	31,255.88	32,818.67
10015110	70610	Advertise	32,550.00	34,177.50	35,886.38	37,680.69
10015110	70611	PrintBind	15,750.00	16,537.50	17,364.38	18,232.59
10015110	70620	Towing	10,500.00	11,025.00	11,576.25	12,155.06
10015110	70631	Dues	35,190.75	36,950.29	38,797.80	40,737.69
10015110	70632	Pro Develp	401,499.00	421,573.95	442,652.65	464,785.28
10015110	70649	Car Wash	12,600.00	13,230.00	13,891.50	14,586.08
10015110	70690	Purch Serv	74,098.50	77,803.43	81,693.60	85,778.28
10015110	70702	WC Prem	98,031.47	100,972.41	104,001.58	107,121.63
10015110	70703	Liab Prem	171,852.16	177,007.73	182,317.96	187,787.50
10015110	70704	Prop In Pr	129,931.39	133,829.33	137,844.21	141,979.54
10015110	70712	WC Claim	829,834.08	854,729.10	880,370.98	906,782.11
10015110	70713	Liab Claim	58,233.97	59,980.99	61,780.42	63,633.83
10015110	70714	Prop Claim	58,233.97	59,980.99	61,780.42	63,633.83
10015110	70720	Ins Admin	91,301.46	94,040.50	96,861.71	99,767.57
10015110	70800	Anmalwardn	154,236.00	154,236.00	154,236.00	154,236.00
10015110	71010	Off Supp	31,500.00	33,075.00	34,728.75	36,465.19
10015110	71017	Postage	3,885.00	4,079.25	4,283.21	4,497.37
10015110	71024	Janit Supp	22,837.50	23,979.38	25,178.34	26,437.26
10015110	71040	Animal Fd	3,150.00	3,307.50	3,472.88	3,646.52
10015110	71060	Food	32,235.00	33,846.75	35,539.09	37,316.04
10015110	71070	Fuel	276,323.25	284,612.95	293,151.34	301,945.88
10015110	71073	FuelNonCit	2,100.00	2,205.00	2,315.25	2,431.01
10015110	71080	Maint Supp	46,102.35	48,407.47	50,827.84	53,369.23
10015110	71190	Other Supp	326,182.50	342,491.63	359,616.21	377,597.02
10015110	71190 38000	Other Supp	42,000.00	44,100.00	46,305.00	48,620.25
10015110	71310	Natural Gs	12,600.00	13,230.00	13,891.50	14,586.08
10015110	71320	Electricity	6,300.00	6,615.00	6,945.75	7,293.04
10015110	71340	Telecom	131,250.00	137,812.50	144,703.13	151,938.28
10015110	71420	Periodicls	1,050.00	1,102.50	1,157.63	1,215.51
10015110	72110	CO Office	.00	.00	.00	.00
10015110	72120	CO Comp Eq	.00	.00	.00	.00
10015110	72130	CO Lcn Veh	796,972.00	130,984.00	655,690.00	743,970.00
10015110	72140 34500	CO Other	.00	212,800.00	.00	.00
10015110	73401	Lease Prin	127,136.91	128,735.29	130,353.71	131,992.50
10015110	73701	Lease Int	8,405.85	6,807.47	5,189.05	3,550.26
10015110	75910	To Oth Gov	14,750.00	14,750.00	14,750.00	14,750.00
10015110	75910 31000	To Oth Gov	50,000.00	50,000.00	50,000.00	50,000.00
10015110	79050	Invst Exp	31,500.00	33,075.00	34,728.75	36,465.19
10015110	79134	JAG Grant	27,000.00	27,000.00	27,000.00	27,000.00
10015110	79990	Othr Exp	10,700.00	10,700.00	10,700.00	10,700.00
TOTAL Police Administration			25,335,143.84	25,839,397.82	27,122,206.71	28,221,278.32
TOTAL REVENUE			-1,244,184.00	-1,286,643.20	-1,331,225.37	-1,378,036.63
TOTAL EXPENSE			26,579,327.84	27,126,041.02	28,453,432.08	29,599,314.95
GRAND TOTAL			25,335,143.84	25,839,397.82	27,122,206.71	28,221,278.32

# COMMUNICATION CENTER 10015118



## Purpose

The Bloomington Emergency Communications Center (ECC) is the public safety answering point (PSAP) and dispatch center for all emergency and non-emergency calls for the City of Bloomington. The Emergency Communications Center serves as a vital link between the public and the City's public safety-first responders. The Communication Center enables and enhances interaction with the public, between City Departments, other public safety agencies, and numerous support service agencies. The Emergency Communication Center is accredited as an Accredited Center of Excellence in Fire and Police Dispatch by the International Academy of Emergency Dispatch.

## Key Services

The Emergency Communications Center is a 24/7/365 environment, and is currently staffed with 1 full-time Communications Center Manager, 1 full-time Communications Center Supervisor, 16 full-time Public Safety Dispatchers, and 4 seasonal Public Safety Dispatchers.

The Communications Center staff provides the following key services:

- Answers 911 Emergency calls
- Answers non-emergency and administrative calls
- Dispatches police, fire, and emergency medical services
- Maintain an automated vehicle location (AVL) system that tracks the location of all police, fire, and ambulance units in the City. This system allows staff to send the closest available fire or ambulance units to emergencies.
- Tracks dispatched unit status and maintains contact to assure responder safety
- Provides post-dispatch and pre-arrival instructions to callers utilizing emergency medical dispatch protocols, including instructions for CPR, choking, and childbirth
- Controls access to the Police facility after hours and on weekends
- Maintains detailed and accurate computer records pertaining to stolen and missing items, sex offender registrations, and criminal history information
- Tracks false alarm dispatches and issues ordinance violations when appropriate
- Passive monitoring of approximately 20 video cameras located throughout the City
- Continually provide training opportunities for telecommunications staff based on national best practices.
- Serves as after-hours contact answering service for other City departments. Making necessary call outs during emergency situations.

## FY 2025 Budget & Program Highlights

- Site licensing for Tyler Technologies Law Enforcement Field Mobile and Fire Field Mobile. This licensing will allow first responders to have instant access to mission critical communications from the

Emergency Communications Center (ECC). The investment will enable the software to be installed on all approved devices at BPD and BFD.

- Fire Prevention Mobile - licensed software from Tyler Technologies allowing BFD to conduct pre-plan inspections of facilities. This pre-plan data will then be available across the Tyler product suite to provide enhanced situational awareness when responding to emergencies.
- Replacing existing portable Automated External Defibrillators (AEDs) currently deployed through BPD. The ECC dispatches BPD on all cardiac arrest calls, as they can often arrive quicker than BFD. The current AED fleet is end of life. The replacement AEDs will be compatible with BFD equipment and from the same supplier to ease management and supply chain issues.
- Continued emphasis on staff training. Budgeting for six more public safety dispatchers to attend Blue Card incident command training through BFD.
- Increased mental health and caller in crisis training for public safety dispatchers. Budgeting for six dispatchers to attend a comprehensive crisis caller management course entitled Emergency Mental Health Dispatching and the Lifebridges Protocol.

## What We Accomplished in FY 2024

- Maintained compliance levels meeting or exceeding standards of accreditation as the world's 59th Accredited Center of Excellence in Emergency Fire Dispatch from the International Academy of Emergency Dispatch. The ECC has met the monthly standard for 34 consecutive months.
- Maintained compliance levels meeting or exceeding standards of accreditation as the world's 25th Accredited Center of Excellence in Emergency Police Dispatch from the International Academy of Emergency Dispatch. The ECC has met the monthly standard for 40 consecutive months.
- Achieved accreditation as the world's 316th Accredited Center of Excellence in Emergency Medical Dispatch from the International Academy of Emergency Dispatch. By achieving this accreditation, the ECC became the world's 25th Tri-ACE, by concurrently holding Emergency Fire and Emergency Police Accreditation.
- Completed the National Center for Missing & Exploited Children (NCMEC), Missing Kids Readiness Program for 911 Centers. This consisted in meeting training standards for all ECC staff and passing a thorough best policy and practice review.
- Certified six ECC staff members in Blue Card incident management to better serve BFD. This program compliments similar training that fire staff attended in hazard zone management.
- Completed a full GIS Map update of the Computer Aided Dispatch system.
- Upgraded Computer Aided Dispatch system through existing support agreements to leverage new innovations within the platform.

## Challenges

- Staffing – maintain staffing in 911 centers is an issue across the United States. We need to continue to partner with Human Resources to make sure we are using hiring best practices.

## Fun Facts

- Over 100,000 phones calls processed each year.
- Over 80,000 dispatches to Police, Fire/EMS each year.
- A newly hired telecommunicator is trained for about 18 weeks before going "solo".

# CITY OF BLOOMINGTON, IL

## NEXT YEAR / CURRENT YEAR BUDGET ANALYSIS

ACCOUNTS FOR:		PROJECTION: 20255 FY 2025 BUDGET MASTER LEVEL 5						FOR PERIOD 12
		2023	2024	2024	2024	2024	2025	PCT
Police Communication Center		ACTUAL	ORIG BUD	REVISED BUD	ACTUAL	PROJECTION	ADOPTED	CHANGE
10015118 54446	SpDispatch	.00	.00	.00	-2,942.88	-2,942.88	.00	.0%
10015118 61100	Salary FT	901,430.65	1,117,797.00	1,117,797.00	724,994.39	1,050,000.00	1,145,045.00	2.4%
10015118 61130	Salary SN	138,150.92	32,000.00	32,000.00	97,878.35	150,000.00	110,000.00	243.8%
10015118 61150	Salary OT	266,592.74	171,846.00	171,846.00	188,436.79	300,000.00	283,000.00	64.7%
10015118 61190	Othr Salry	18,600.26	.00	.00	9,203.43	15,000.00	.00	.0%
10015118 62100	Dental Enh	3,508.22	4,853.00	4,853.00	2,502.03	3,710.18	4,404.00	-9.3%
10015118 62101	Dental Ins	2.26	.00	.00	.00	.00	.00	.0%
10015118 62102	Vision Ins	.73	.00	.00	.00	.00	.00	.0%
10015118 62109	ENH HMO	44,491.04	48,470.00	48,470.00	24,503.94	38,496.80	38,762.00	-20.0%
10015118 62110	Group Life	1,012.48	1,224.00	1,224.00	754.80	1,135.60	1,224.00	.0%
10015118 62111	Enh Vision	1,085.83	1,464.00	1,464.00	679.17	982.12	1,135.00	-22.5%
10015118 62113	BCBS 60/12	44,996.49	101,386.00	101,386.00	27,914.06	41,637.41	56,801.00	-44.0%
10015118 62114	BCBS HSA	27,398.40	11,482.00	11,482.00	31,961.31	45,606.42	44,675.00	289.1%
10015118 62115	RHS Contrb	1,987.18	2,000.00	2,000.00	1,964.40	2,610.37	2,750.00	37.5%
10015118 62116	HSA City	7,900.00	6,700.00	6,700.00	139.20	8,739.20	8,800.00	31.3%
10015118 62117	DentalPPO	.00	.00	.00	48.02	.00	.00	.0%
10015118 62120	IMRF	112,296.39	89,616.00	89,616.00	68,519.16	102,678.81	105,541.00	17.8%
10015118 62130	FICA	78,642.96	78,026.00	78,026.00	60,770.35	88,991.89	66,768.00	-14.4%
10015118 62140	Medicare	18,392.33	18,256.00	18,256.00	14,212.41	20,812.34	15,622.00	-14.4%
10015118 62160	Work Comp	140.00	.00	.00	.00	.00	.00	.0%
10015118 62200	Hlth Fac	150.00	150.00	150.00	300.00	.00	.00	.0%
10015118 62210	Tuit Reimb	4,463.84	4,000.00	4,000.00	589.96	.00	.00	.0%
10015118 62990	Othr Ben	.00	1,200.00	1,200.00	.00	.00	.00	.0%
10015118 70220	Oth PT Sv	100,309.84	124,340.24	108,240.24	101,053.24	124,340.24	335,703.79	210.1%
10015118 70530	RepMaint O	173,706.55	183,813.88	241,726.88	242,132.57	240,415.84	256,290.00	6.0%
10015118 70631	Dues	3,818.58	8,580.00	8,580.00	4,592.43	7,840.00	7,100.00	-17.2%
10015118 70632	Pro Develp	17,881.99	19,560.00	19,560.00	8,391.17	18,800.00	25,000.00	27.8%
10015118 70690	Purch Serv	1,460.22	1,000.00	1,000.00	2,243.30	2,500.00	2,500.00	150.0%
10015118 70702	WC Prem	7,891.42	8,458.93	8,458.93	8,458.93	8,458.93	8,791.30	3.9%
10015118 70703	Liab Prem	10,460.34	13,928.27	13,928.27	13,928.27	13,928.27	15,411.42	10.6%
10015118 70704	Prop Prem	8,559.51	9,862.50	9,862.50	9,862.50	9,862.50	11,652.04	18.1%
10015118 70712	WC Claim	48,958.89	47,854.90	47,854.90	47,854.90	47,854.90	47,714.30	-.3%
10015118 70713	Liab Claim	3,263.93	3,244.40	3,244.40	3,244.40	3,244.40	3,348.37	3.2%
10015118 70714	Prop Claim	3,671.92	3,244.40	3,244.40	3,244.40	3,244.40	3,348.37	3.2%
10015118 70720	Ins Admin	8,347.36	8,288.69	8,288.69	8,288.69	8,288.69	8,187.77	-1.2%
10015118 71010	Off Supp	1,609.64	3,000.00	3,000.00	1,344.03	1,500.00	2,000.00	-33.3%
10015118 71190	Other Supp	.00	.00	49,876.25	49,876.25	49,876.25	10,000.00	-80.0%
10015118 71340	Telecom	47,908.40	45,000.00	45,000.00	30,035.91	50,000.00	50,000.00	11.1%
10015118 73401	Lease Prin	11,704.04	7,042.46	7,042.46	7,042.45	7,042.46	.00	.0%
10015118 73701	Lease Int	527.42	92.54	92.54	92.54	92.54	.00	.0%
10015118 79990	Othr Exp	242.90	1,500.00	1,500.00	201.76	500.00	750.00	-50.0%
TOTAL Police Communication C		2,121,565.67	2,179,281.21	2,270,970.46	1,794,316.63	2,465,247.68	2,672,324.36	17.7%
TOTAL REVENUE		.00	.00	.00	-2,942.88	-2,942.88	.00	.0%
TOTAL EXPENSE		2,121,565.67	2,179,281.21	2,270,970.46	1,797,259.51	2,468,190.56	2,672,324.36	17.7%
GRAND TOTAL		2,121,565.67	2,179,281.21	2,270,970.46	1,794,316.63	2,465,247.68	2,672,324.36	17.7%

# CITY OF BLOOMINGTON, IL

## PROJECTION 20255 / BUDGET ENTRY FUTURE YRS REPORT

ORG	OBJECT PROJ	DESC	2026	2027	2028	2029
10015118	Police	Communication Center				
10015118	61100	Salary FT	1,185,121.58	1,226,600.83	1,269,531.86	1,313,965.47
10015118	61130	Salary SN	113,850.00	117,834.75	121,958.97	126,227.53
10015118	61150	Salary OT	292,905.00	303,156.68	313,767.16	324,749.01
10015118	62100	Dental Enh	4,404.00	4,404.00	4,404.00	4,404.00
10015118	62109	ENH HMO	40,700.10	42,735.11	44,871.86	47,115.45
10015118	62110	Group Life	1,224.00	1,224.00	1,224.00	1,224.00
10015118	62111	Enh Vision	1,135.00	1,135.00	1,135.00	1,135.00
10015118	62113	BCBS 60/12	59,641.05	62,623.10	65,754.26	69,041.97
10015118	62114	BCBS HSA	46,908.75	49,254.19	51,716.90	54,302.74
10015118	62115	RHS Contrb	2,750.00	2,750.00	2,750.00	2,750.00
10015118	62116	HSA City	8,800.00	8,800.00	8,800.00	8,800.00
10015118	62120	IMRF	109,234.94	113,058.16	117,015.19	121,110.73
10015118	62130	FICA	69,104.88	71,523.55	74,026.88	76,617.82
10015118	62140	Medicare	16,168.77	16,734.68	17,320.39	17,926.60
10015118	70220	Oth PT Sv	197,960.13	193,153.14	194,555.79	202,178.58
10015118	70530	RepMaint O	248,401.00	264,430.00	282,472.00	301,128.00
10015118	70631	Dues	7,100.00	9,850.00	7,100.00	9,850.00
10015118	70632	Pro Develp	29,800.00	29,300.00	31,000.00	31,000.00
10015118	70690	Purch Serv	2,000.00	2,000.00	2,000.00	2,000.00
10015118	70702	WC Prem	9,055.04	9,326.69	9,606.49	9,894.69
10015118	70703	Liab Prem	15,873.76	16,349.98	16,840.48	17,345.69
10015118	70704	Prop Prem	12,001.60	12,361.64	12,732.49	13,114.47
10015118	70712	WC Claim	49,145.73	50,620.10	52,138.71	53,702.87
10015118	70713	Liab Claim	3,448.82	3,552.29	3,658.86	3,768.62
10015118	70714	Prop Claim	3,448.82	3,552.29	3,658.86	3,768.62
10015118	70720	Ins Admin	8,433.40	8,686.40	8,946.99	9,215.40
10015118	71010	Off Supp	2,000.00	2,000.00	2,000.00	2,000.00
10015118	71190	Other Supp	.00	.00	.00	.00
10015118	71340	Telecom	45,000.00	45,000.00	45,000.00	45,000.00
10015118	79990	Othr Exp	2,000.00	2,000.00	2,000.00	2,000.00
TOTAL Police Communication Cntr			2,587,616.37	2,674,016.58	2,767,987.14	2,875,337.26
TOTAL REVENUE			.00	.00	.00	.00
TOTAL EXPENSE			2,587,616.37	2,674,016.58	2,767,987.14	2,875,337.26
GRAND TOTAL			2,587,616.37	2,674,016.58	2,767,987.14	2,875,337.26



# FIRE DEPARTMENT 10015210



## Purpose

The Fire Department provides the following services:

- Emergency medical services – Basic, intermediate, and advanced life support are provided by Department personnel on fire apparatus, ambulances, and single personnel response vehicles (chase). EMS is provided under the direction of both Illinois Department of Public Health and McLean County Area Emergency Medical Service system rules under the direction of the system Medical Director. Personnel performing these duties also respond on fires and other emergencies as part of the overall emergency response system.
- Fire Suppression and Rescue Operations - These services encompass all responses not considered to be EMS related, including fires, hazardous conditions, service calls, alarms, etc. Personnel performing these tasks also respond to EMS calls as part of the emergency response system. Personnel assigned to both duties are also responsible for performing related tasks like fire hydrant maintenance, equipment maintenance, fire station maintenance, public fire safety education and other related tasks.
- Fire cause and origin investigations – Illinois State Statute requires the investigation of all fires. If the cause is not obvious, or is suspicious in nature, specially trained staff conducts a thorough investigation. Personnel performing this function are also assigned to a regular response position.
- Hazardous Materials response - The Department is the regional response team for Hazardous Materials.
- Fire and safety public education – Fire safety and community education is considered the most cost-effective way to mitigate fires in a community. Specialized programs target specific audiences such as pre-school, elementary, and high school ages as well as adults. We provide public safety information and training on such topics as fire extinguisher training, holiday safety, school programs and group presentations through our Public Education Officer.
- Aircraft Rescue and Firefighting (ARFF) services for Central Illinois Regional Airport (CIRA) – We supply an ARFF qualified Engineer for response to CIRA 24/7, as well as maintenance of equipment and facilities by agreement to keep the Airport operating under Federal Aviation Administration (FAA) Part 139 compliance. These responses involve aircraft emergency situations, fuel spills, in-flight medical events and other responses requested by airport authorities, including responses to fire and EMS related incidents throughout airport property. The equipment, facility to operate out of, and a yearly training stipend are provided to the city for providing these services.
- Drone Team – Provides the ability to deploy a drone with a camera or thermal camera to assist in emergency incidents. This includes fires, hazardous materials incidents, water rescues, and ground search and rescue incidents.

## FY 2025 Budget & Program Highlights

- Order a 100 ft. platform that would replace Truck 2, This replacement is being moved up to FY25 due to the lead times of building a platform is close to 3 years. Ordering it in FY25 will allow us to maintain the departments replacement program for fire apparatus.
- Order two ambulances to replace two older ambulances. These are being ordered earlier to maintain our replacement program for ambulances. Build times for ambulances is at a 2-year minimum time frame.
- Order two staff vehicles for new staff members.



- Continue process of replacement/addition of Outdoor Warning Sirens. (Goal 2-Upgrade City Infrastructure and Facilities)
- Continue to upgrade the Emergency Operations Center. (Goal 2-Upgrade City Infrastructure and Facilities)
- Replace member's structural firefighting PPE, the department follows NFPA Standard 1851, which recommends a 10-year life on structural firefighting PPE. (Goal 2-Upgrade City Infrastructure and Facilities)
- Purchase new mobile and portable Starcom radios. (Goal 2-Upgrade City Infrastructure and Facilities)
- Purchase a new Fire Safety Trailer for fire safety education. (Goal 2-Upgrade City Infrastructure and Facilities)
- Working with Public Works on the updating of the traffic pre-emption system throughout the city to a GPS based system. The fire department would purchase the equipment to be installed on fire apparatus that would be required to make the update to the GPS system. (Goal 2-Upgrade City Infrastructure and Facilities).

## What we accomplished in FY 2024

- Changed the hiring process which eliminated the need for a paramedic license to be hired. Applicants will need only a high school diploma or GED and go through the hiring process. The department will then train them to obtain their Basic Operation Firefighter Certification, EMT-B License, and their Paramedic License.
- Through negotiations with IAFF Local 49 created two new positions, an Assistant Training Officer and Assistant EMS Training Officer approved. These positions will assist the Deputy Chief of Training in developing the curriculum for fire and EMS training. Both positions' will be integral in training the departments new firefighters/paramedics.
- Developed three to five a strategic plan for the fire department. This included updating the department Mission, Vision, and Values for the department.
- Completed the annual wellness physicals for over 95% of the firefighters using Site Med. (Goal 1- Financially Sound City Providing Quality Basic Services)
- Continued upgrading Station Alerting System. (Goal 2-Upgrade City Infrastructure and Facilities)
- Entered into a 10-year agreement with Stryker Medical Equipment called ALS360, this program provides the department new Lifepak 15 cardiac monitors, LUCAS Devices, Stair Chairs, Power Cots, and Power Load systems for ambulances. This program also includes any repairs and maintenance on this equipment. (Goal 2-Upgrade City Infrastructure and Facilities)
- Took delivery of a new Engine from E-One, this will be new Engine 6. (Goal 2-Upgrade City Infrastructure and Facilities)
- Continued with the replacement of the vehicle Mobile Data Terminals with iPad, this will finish the replacement process, all of our vehicles will be using the iPad platform. (Goal 2-Upgrade City Infrastructure and Facilities)
- Continued upgrading the City Emergency Operations. (Goal 2-Upgrade City Infrastructure and Facilities)
- Developed a recruitment team to assist in recruitment process.
- Hired a company to assist the department in developing a Strategic Plan for the department.
- Received all new SCBA that were purchased in FY 2023
- American Heart Association Mission Lifeline Gold Award.

## Challenges

### Fire Operations

- Hiring personnel, continue to be staffed lower than the allowed number by ordinance.
- Consideration of developing Community Paramedicine program for both mental health and well-being of patients.
- Creation of a long-term plan for traffic signal preemption in the city to provide safety for both responders and the public.
- Focus more Department resources on recruitment to attract a diverse and high-quality applicant.

### Fire Department Equipment and Facilities

- Divide the large Northeast response district into 2 smaller districts that would be serviced by 2 separate stations to reduce the travel distance to achieve a 4-minute travel time to 90 percent of calls for service.
- Begin work to address station renovation needs outlined in Fire Station Master Plan
- Designate funding to maintain or replace technical equipment and protective wear for Hazardous Materials Response team.

### Fire Department Training

- Expanding training facilities and props at Station #2 to incorporate hands-on training requirements and needs for an all-hazards approach, this includes the building a dirty classroom with offices and storage at the training facility.
- Developing the programs to instruct our new hires to obtain their EMT Basic and Paramedic license

### Fire Technology

- Purchasing software that we can use to conduct pre-plans of facilities but also can be used by the Fire Inspectors as they do inspections

## Fun Facts

The City of Bloomington Fire Department consists of 1 Fire Chief, 3 Deputy Chiefs, 3 Battalion Chiefs, 1 Public Education Officer, 2 Training Supervisors, 18 Captains, 3 EMS Shift Supervisors, 21 Engineers, 69 Firefighters and 5 Civilian Support Staff. The City operates 5 fire stations and provides emergency response for fire and rescue, emergency medical, auto extrication, hazardous materials, and airport rescue firefighting.

The department ran 13,272 incidents in 2022 and we are on track to respond to 3-4% more incidents than in 2023. Emergency Medical incidents continue to be our leading call type with those accounting for about 78% of our incidents, the other 22% are fire incidents.

# CITY OF BLOOMINGTON, IL

## NEXT YEAR / CURRENT YEAR BUDGET ANALYSIS

ACCOUNTS FOR:			PROJECTION: 20255 FY 2025 BUDGET MASTER LEVEL 5					FOR PERIOD 12	
Fire			2023 ACTUAL	2024 ORIG BUD	2024 REVISED BUD	2024 ACTUAL	2024 PROJECTION	2025 ADOPTED	PCT CHANGE
10015210	53310	St of IL	-48,358.73	-20,000.00	-20,000.00	-23,952.69	-23,952.69	-20,000.00	.0%
10015210	54480	Report Fee	-280.00	-200.00	-200.00	-160.00	-200.00	-250.00	25.0%
10015210	54910	ActPgm Inc	-10,844,631.35	-8,000,000.00	-8,000,000.00	-1,249,476.27	-4,000,000.00	-5,000,000.00	-37.5%
10015210	54910	69000 ActPgm Inc	-1,977,291.87	-1,000,000.00	-1,000,000.00	-1,902,552.13	-2,660,000.00	-2,000,000.00	100.0%
10015210	57114	Equip Sale	.00	.00	.00	-29,277.00	-29,163.00	.00	.0%
10015210	57310	Donations	-5,000.00	.00	.00	-60,000.00	-60,000.00	.00	.0%
10015210	57420	PropDamClm	.00	.00	.00	-11,021.23	-11,021.23	.00	.0%
10015210	57440	CIRA Train	-26,010.94	-40,000.00	-40,000.00	.00	-40,000.00	-40,000.00	.0%
10015210	57490	Oth Reimb	-14,610.81	-5,000.00	-5,000.00	-2,255.00	-5,000.00	-5,000.00	.0%
10015210	57750	BdDebtRec	-24,749.40	-25,000.00	-25,000.00	-13,839.24	-15,000.00	-15,000.00	-40.0%
10015210	57990	Misc Rev	-.27	.00	.00	.00	.00	.00	.0%
10015210	61100	Salary FT	10,828,957.06	11,803,530.00	11,803,530.00	7,539,062.44	10,987,696.55	12,465,157.00	5.6%
10015210	61130	Salary SN	38.25	20,000.00	20,000.00	11,210.50	15,218.25	25,000.00	25.0%
10015210	61150	Salary OT	1,276,105.72	2,020,000.00	2,020,000.00	1,268,350.48	1,503,273.93	2,022,500.00	.1%
10015210	61190	Oth Salry	10,359.96	.00	.00	45,760.13	45,760.13	.00	.0%
10015210	62100	Dental Enh	46,443.08	51,311.00	51,311.00	30,978.11	46,507.33	51,152.00	-.3%
10015210	62102	Vision Ins	8,561.60	9,155.00	9,155.00	5,569.71	8,257.64	8,032.00	-12.3%
10015210	62104	BCBS 400	80,738.08	.00	.00	.00	.00	.00	.0%
10015210	62108	ENHBCBSPPO	1,263,696.75	1,412,259.36	1,412,259.36	802,425.95	1,288,436.46	1,436,669.00	1.7%
10015210	62109	ENH HMO	108,147.53	117,299.00	117,299.00	61,912.28	96,151.17	98,810.00	-15.8%
10015210	62110	Group Life	7,744.85	8,500.00	8,500.00	5,078.18	7,631.60	8,636.00	1.6%
10015210	62111	Enh Vision	1,506.24	1,594.00	1,594.00	1,003.58	1,537.29	1,561.00	-2.1%
10015210	62113	BCBS 60/12	121,631.42	144,346.00	144,346.00	72,369.69	114,789.33	113,121.00	-21.6%
10015210	62114	BCBS HSA	175,539.64	152,202.00	152,202.00	137,982.03	215,278.95	210,161.00	38.1%
10015210	62115	RHS Contrb	125,284.30	120,000.00	120,000.00	103,032.05	140,850.34	150,000.00	25.0%
10015210	62116	HSA City	30,600.00	29,600.00	29,600.00	-464.55	39,435.45	40,000.00	35.1%
10015210	62117	DentalPPO	.00	.00	.00	195.04	.00	.00	.0%
10015210	62120	IMRF	24,712.65	23,140.00	23,140.00	16,098.06	23,225.95	28,378.00	22.6%
10015210	62130	FICA	16,782.43	20,738.00	20,738.00	16,389.68	23,346.73	25,711.00	24.0%
10015210	62140	Medicare	165,546.93	177,353.00	177,353.00	121,937.57	174,424.37	170,635.00	-3.8%
10015210	62160	Work Comp	45,636.42	.00	.00	91,239.67	150,000.00	.00	.0%
10015210	62170	UniformAll	900.00	.00	.00	900.00	900.00	900.00	.0%
10015210	62190	Uniforms	33,979.56	68,700.00	68,700.00	60,119.75	50,000.00	85,000.00	23.7%
10015210	62191	Prot Wear	101,858.77	175,000.00	175,000.00	79,621.62	125,000.00	200,000.00	14.3%
10015210	62200	Hlth Fac	600.00	1,050.00	1,050.00	1,200.00	1,050.00	1,050.00	.0%
10015210	62330	LIUNA Pen	1,085.14	1,872.00	1,872.00	1,286.83	1,862.83	1,872.00	.0%
10015210	62990	Oth Ben	40,282.13	175,000.00	175,000.00	207,818.56	207,818.56	201,200.00	15.0%
10015210	70051	A&E Cap	.00	.00	24,981.00	24,981.00	24,981.00	25,000.00	.1%
10015210	70093	Bank Fees	615.83	2,500.00	2,500.00	97.12	60.32	.00	.0%
10015210	70095	CC Fees	2,095.67	2,500.00	2,500.00	.00	.00	.00	.0%
10015210	70220	Oth PT Sv	16,903.54	25,000.00	25,000.00	27,442.11	30,000.00	31,000.00	24.0%
10015210	70220	34500 Oth PT Sv	8,000.00	.00	.00	.00	.00	8,500.00	.0%
10015210	70220	39000 Oth PT Sv	.00	19,000.00	19,000.00	1,265.00	19,000.00	10,000.00	-47.4%
10015210	70430	MFD Lease	4,592.40	5,500.00	5,500.00	2,929.10	5,000.00	5,000.00	-9.1%

# CITY OF BLOOMINGTON, IL

## NEXT YEAR / CURRENT YEAR BUDGET ANALYSIS

ACCOUNTS FOR:			PROJECTION: 20255 FY 2025 BUDGET MASTER LEVEL 5					FOR PERIOD 12	
Fire			2023 ACTUAL	2024 ORIG BUD	2024 REVISED BUD	2024 ACTUAL	2024 PROJECTION	2025 ADOPTED	PCT CHANGE
10015210	70510	RepMaint B	67,146.11	85,000.00	85,000.00	78,577.00	115,000.00	200,000.00	135.3%
10015210	70520	RepMaint V	211,343.49	208,650.00	208,650.00	137,737.99	208,650.00	221,500.00	6.2%
10015210	70530	RepMaint O	.00	.00	160,000.00	160,000.00	160,000.00	412,706.21	157.9%
10015210	70530	39000 RepMaint O	15,432.00	.00	.00	.00	.00	.00	.0%
10015210	70540	RepMt Othr	111,651.98	82,000.00	82,000.00	62,982.65	75,000.00	45,000.00	-45.1%
10015210	70590	Oth Repair	8,941.49	4,000.00	4,000.00	6,778.99	6,000.00	25,000.00	525.0%
10015210	70611	PrintBind	1,036.57	1,000.00	1,000.00	827.68	2,000.00	1,250.00	25.0%
10015210	70631	Dues	5,809.00	5,000.00	5,000.00	3,555.00	5,500.00	6,000.00	20.0%
10015210	70632	Pro Develp	117,346.94	275,000.00	275,000.00	116,117.00	250,000.00	310,000.00	12.7%
10015210	70642	Recdg Fee	1,135.84	1,000.00	1,000.00	847.44	1,250.00	1,000.00	.0%
10015210	70643	Amb Bll Sv	340,370.75	225,000.00	214,000.00	177,970.17	65,000.00	110,000.00	-48.6%
10015210	70690	Purch Serv	15,404.15	62,000.00	62,000.00	8,728.78	40,000.00	55,000.00	-11.3%
10015210	70702	WC Prem	74,397.98	76,264.05	76,264.05	76,264.05	76,264.05	80,916.82	6.1%
10015210	70703	Liab Prem	98,617.02	125,574.60	125,574.60	125,574.60	125,574.60	141,849.66	13.0%
10015210	70704	Prop In Pr	80,696.53	88,918.39	88,918.39	88,918.39	88,918.39	107,247.55	20.6%
10015210	70712	WC Claim	729,540.72	678,463.67	678,463.67	678,463.67	678,463.67	643,137.84	-5.2%
10015210	70713	Liab Claim	48,636.05	45,997.54	45,997.54	45,997.54	45,997.54	45,132.48	-1.9%
10015210	70714	Prop Claim	54,715.55	45,997.54	45,997.54	45,997.54	45,997.54	45,132.48	-1.9%
10015210	70720	Ins Admin	78,696.48	74,729.23	74,729.23	74,729.23	74,729.23	75,361.75	.8%
10015210	71010	Off Supp	11,982.04	15,000.00	26,000.00	34,292.03	35,000.00	25,000.00	-3.8%
10015210	71010	39000 Off Supp	995.98	.00	.00	.00	.00	.00	.0%
10015210	71017	Postage	3,543.37	1,500.00	1,500.00	603.92	1,000.00	750.00	-50.0%
10015210	71024	Janit Supp	31,160.54	30,000.00	30,000.00	23,750.15	30,000.00	33,000.00	10.0%
10015210	71026	Med Supp	165,457.30	155,000.00	155,000.00	106,272.08	175,000.00	175,000.00	12.9%
10015210	71070	Fuel	88,307.38	130,000.00	130,000.00	50,222.49	80,000.00	90,000.00	-30.8%
10015210	71073	FuelNonCit	813.20	500.00	500.00	1,418.03	2,000.00	2,000.00	300.0%
10015210	71080	Maint Supp	14,408.32	25,000.00	25,000.00	8,099.09	20,000.00	15,000.00	-40.0%
10015210	71085	Rock Salt	.00	6,000.00	6,000.00	.00	3,000.00	3,000.00	-50.0%
10015210	71190	Other Supp	15,013.67	10,000.00	10,000.00	6,756.43	10,000.00	10,000.00	.0%
10015210	71310	Natural Gs	28,140.38	25,000.00	25,000.00	6,874.40	20,000.00	25,000.00	.0%
10015210	71320	Electricity	108,876.31	100,000.00	100,000.00	78,196.28	125,000.00	125,000.00	25.0%
10015210	71330	Water	16,580.01	19,000.00	19,000.00	14,238.99	23,000.00	25,270.00	33.0%
10015210	71340	Telecom	97,499.31	90,000.00	90,000.00	67,117.51	100,000.00	100,000.00	11.1%
10015210	71410	Books	293.43	1,500.00	1,500.00	.00	1,000.00	1,000.00	-33.3%
10015210	71470	AV Matr'l	1,205.99	.00	.00	.00	.00	.00	.0%
10015210	71710	Veh Equip	69,743.69	80,000.00	80,000.00	44,541.50	90,000.00	272,500.00	240.6%
10015210	71710	39000 Veh Equip	34,628.83	65,000.00	65,000.00	.00	65,000.00	65,000.00	.0%
10015210	72120	CO Comp Eq	10,087.50	65,000.00	40,019.00	32,769.54	98,103.00	200,000.00	399.8%
10015210	72130	CO Lic Veh	708,388.00	218,000.00	218,000.00	160,345.20	160,345.20	2,950,000.00	1253.2%
10015210	72140	CO Other	1,331,476.26	512,770.00	352,770.00	112,926.49	520,524.00	427,500.00	21.2%
10015210	73401	Lease Prin	569,710.29	557,227.13	557,227.13	429,396.24	557,227.13	544,072.04	-2.4%
10015210	73701	Lease Int	74,977.40	59,686.03	59,686.03	45,648.77	59,686.03	45,110.06	-24.4%
10015210	79050	Invst Exp	223.87	2,000.00	2,000.00	351.96	1,000.00	1,000.00	-50.0%
10015210	79110	Com Relatn	4,247.68	8,000.00	8,000.00	5,409.31	8,000.00	15,000.00	87.5%

# CITY OF BLOOMINGTON, IL

## NEXT YEAR / CURRENT YEAR BUDGET ANALYSIS

ACCOUNTS FOR:		2023	2024	2024	2024	2024	2025	PCT
Fire		ACTUAL	ORIG BUD	REVISED BUD	ACTUAL	PROJECTION	ADOPTED	CHANGE
10015210	79150	608,409.09	500,000.00	500,000.00	247,962.73	500,000.00	500,000.00	.0%
10015210	79155	4,560,434.44	4,000,000.00	3,905,873.75	.00	.00	.00	.0%
10015210	79990	12,540.69	25,000.00	25,000.00	4,059.51	10,000.00	10,000.00	-60.0%
TOTAL Fire		12,238,076.20	16,282,727.54	16,188,601.29	10,816,578.50	13,262,387.64	18,531,231.89	14.5%
TOTAL REVENUE		-12,940,933.37	-9,090,200.00	-9,090,200.00	-3,292,533.56	-6,844,336.92	-7,080,250.00	-22.1%
TOTAL EXPENSE		25,179,009.57	25,372,927.54	25,278,801.29	14,109,112.06	20,106,724.56	25,611,481.89	1.3%
GRAND TOTAL		12,238,076.20	16,282,727.54	16,188,601.29	10,816,578.50	13,262,387.64	18,531,231.89	14.5%

# CITY OF BLOOMINGTON, IL

## PROJECTION 20255 / BUDGET ENTRY FUTURE YRS REPORT

ORG	OBJECT PROJ	DESC	2026	2027	2028	2029
10015210	Fire					
10015210	53310	St of IL	-20,000.00	-20,000.00	-20,000.00	-20,000.00
10015210	54480	Report Fee	-250.00	-250.00	-250.00	-250.00
10015210	54910	ActPgm Inc	-5,150,000.00	-5,304,500.00	-5,463,635.00	-5,627,544.05
10015210	54910 69000	ActPgm Inc	-2,060,000.00	-2,121,800.00	-2,185,454.00	-2,251,017.62
10015210	57440	CIRA Train	-40,000.00	-40,000.00	-40,000.00	-40,000.00
10015210	57490	Othr Reimb	-5,000.00	-5,000.00	-5,000.00	-5,000.00
10015210	57750	BdDebtRec	-20,000.00	-20,000.00	-20,000.00	-20,000.00
10015210	61100	Salary FT	12,901,437.50	13,352,987.81	13,820,342.40	14,304,054.36
10015210	61130	Salary SN	25,875.00	26,780.63	27,717.95	28,688.08
10015210	61150	Salary OT	2,093,287.50	2,166,552.56	2,242,381.90	2,320,865.27
10015210	62100	Dental Enh	51,152.00	51,152.00	51,152.00	51,152.00
10015210	62102	Vision Ins	8,032.00	8,032.00	8,032.00	8,032.00
10015210	62108	ENHBCBSPP0	1,508,502.45	1,583,927.57	1,663,123.95	1,746,280.15
10015210	62109	ENH HMO	103,750.50	108,938.03	114,384.93	120,104.17
10015210	62110	Group Life	8,636.00	8,636.00	8,636.00	8,636.00
10015210	62111	Enh Vision	1,561.00	1,561.00	1,561.00	1,561.00
10015210	62113	BCBS 60/12	118,777.05	124,715.90	130,951.70	137,499.28
10015210	62114	BCBS HSA	220,669.05	231,702.50	243,287.63	255,452.01
10015210	62115	RHS Contrb	150,000.00	150,000.00	150,000.00	150,000.00
10015210	62116	HSA City	40,000.00	40,000.00	40,000.00	40,000.00
10015210	62120	IMRF	29,371.23	30,399.22	31,463.20	32,564.41
10015210	62130	FICA	26,610.89	27,542.27	28,506.25	29,503.96
10015210	62140	Medicare	176,607.23	182,788.48	189,186.08	195,807.59
10015210	62170	UniformAll	900.00	900.00	900.00	900.00
10015210	62190	Uniforms	90,000.00	95,000.00	100,000.00	105,000.00
10015210	62191	Prot Wear	210,000.00	700,000.00	220,000.00	230,000.00
10015210	62200	Hlth Fac	1,050.00	1,050.00	1,050.00	1,050.00
10015210	62330	LIUNA Pen	1,872.00	1,872.00	1,872.00	1,872.00
10015210	62990	Othr Ben	201,200.00	201,200.00	201,200.00	201,200.00
10015210	70051	A&E Cap	25,000.00	35,000.00	45,000.00	45,000.00
10015210	70093	Bank Fees	1,500.00	1,500.00	1,500.00	1,500.00
10015210	70095	CC Fees	1,500.00	1,500.00	1,500.00	1,500.00
10015210	70220	Oth PT Sv	34,000.00	37,000.00	40,000.00	43,000.00
10015210	70220 34500	Oth PT Sv	9,000.00	9,500.00	10,000.00	10,500.00
10015210	70220 39000	Oth PT Sv	10,500.00	11,000.00	11,500.00	12,000.00
10015210	70430	MFD Lease	5,000.00	5,000.00	5,000.00	5,000.00
10015210	70510	RepMaint B	200,000.00	200,000.00	200,000.00	200,000.00
10015210	70520	RepMaint V	228,145.00	234,989.35	242,039.03	249,300.20
10015210	70530	RepMaint O	412,706.21	412,706.21	412,706.21	412,706.21
10015210	70540	RepMt Othr	50,000.00	55,000.00	60,000.00	65,000.00
10015210	70590	Oth Repair	27,500.00	30,000.00	32,500.00	35,000.00
10015210	70611	PrintBind	1,250.00	1,500.00	1,500.00	1,500.00
10015210	70631	Dues	6,000.00	6,000.00	6,000.00	6,000.00
10015210	70632	Pro Develp	320,000.00	305,000.00	315,000.00	325,000.00
10015210	70642	Recdg Fee	1,000.00	1,250.00	1,250.00	1,250.00
10015210	70643	Amb Bll Sv	125,000.00	130,000.00	135,000.00	140,000.00
10015210	70690	Purch Serv	55,000.00	57,500.00	57,500.00	60,000.00
10015210	70702	WC Prem	83,344.32	85,844.65	88,419.99	91,072.59
10015210	70703	Liab Prem	146,105.15	150,488.31	155,002.95	159,653.04

# CITY OF BLOOMINGTON, IL

## PROJECTION 20255 / BUDGET ENTRY FUTURE YRS REPORT

ORG	OBJECT PROJ	DESC	2026	2027	2028	2029
10015210	70704	Prop In Pr	110,464.98	113,778.93	117,192.29	120,708.06
10015210	70712	WC Claim	662,431.98	682,304.93	702,774.08	723,857.30
10015210	70713	Liab Claim	46,486.45	47,881.05	49,317.48	50,797.00
10015210	70714	Prop Claim	46,486.45	47,881.05	49,317.48	50,797.00
10015210	70720	Ins Admin	77,622.61	79,951.29	82,349.82	84,820.32
10015210	71010	Off Supp	25,000.00	20,000.00	20,000.00	20,000.00
10015210	71017	Postage	750.00	750.00	750.00	750.00
10015210	71024	Janit Supp	35,000.00	37,500.00	40,000.00	42,500.00
10015210	71026	Med Supp	185,000.00	190,000.00	195,000.00	200,000.00
10015210	71070	Fuel	122,183.75	125,849.26	129,624.74	133,513.48
10015210	71073	FuelNonCit	1,500.00	1,500.00	1,500.00	1,500.00
10015210	71080	Maint Supp	15,000.00	17,500.00	20,000.00	22,500.00
10015210	71085	Rock Salt	3,000.00	3,000.00	3,000.00	3,000.00
10015210	71190	Other Supp	10,000.00	12,500.00	12,500.00	12,500.00
10015210	71310	Natural Gs	30,000.00	30,000.00	30,000.00	30,000.00
10015210	71320	Electricity	120,000.00	125,000.00	125,000.00	130,000.00
10015210	71330	Water	33,609.10	44,700.10	46,488.11	48,347.63
10015210	71340	Telecom	105,000.00	110,000.00	110,000.00	115,000.00
10015210	71410	Books	1,500.00	1,500.00	1,500.00	1,500.00
10015210	71470	AV Matr'l	1,000.00	1,000.00	1,000.00	1,000.00
10015210	71710	Veh Equip	150,000.00	155,000.00	160,000.00	165,000.00
10015210	39000 71710	Veh Equip	65,000.00	65,000.00	65,000.00	65,000.00
10015210	72120	CO Comp Eq	204,000.00	208,000.00	115,000.00	15,000.00
10015210	72130	CO Lic Veh	2,615,000.00	568,480.00	957,300.00	2,300,000.00
10015210	72140	CO Other	211,500.00	81,500.00	86,500.00	291,500.00
10015210	73401	Lease Prin	388,255.70	320,090.28	248,598.67	163,139.25
10015210	73701	Lease Int	31,654.21	21,089.73	11,244.82	4,627.92
10015210	79050	Invst Exp	2,000.00	2,000.00	2,000.00	2,000.00
10015210	79110	Com Relatn	15,000.00	15,000.00	17,500.00	17,500.00
10015210	79150	Bad Debt	400,000.00	400,000.00	400,000.00	400,000.00
10015210	79990	Othr Exp	25,000.00	25,000.00	25,000.00	25,000.00
TOTAL Fire			18,156,037.31	16,908,723.11	17,188,285.66	19,113,250.61
TOTAL REVENUE			-7,295,250.00	-7,511,550.00	-7,734,339.00	-7,963,811.67
TOTAL EXPENSE			25,451,287.31	24,420,273.11	24,922,624.66	27,077,062.28
GRAND TOTAL			18,156,037.31	16,908,723.11	17,188,285.66	19,113,250.61

# **POLICE & FIRE PENSION PLANS 10015111 & 10015211**

## **Purpose**

These plans account for the payment of the annual pension contributions to the Police and Firefighter Pension plans.

## **Facts**

- These single-employer defined benefit pension plans are mandated by Illinois Compiled Statutes (40 ILCS 5/The Illinois Pension Code) and may be amended only by the action of the Illinois Legislature.
- The plan assets are separately managed by the Police and Fire Pension Boards.
- The City contributions to the plans are based on actuarially-determined amounts.
- Police sworn personnel are required by State Statute to contribute 9.91% of their base salary to the plan, while Fire sworn personnel are required to contribute 9.45% of their base salary to the plan.

Defined Benefit Plan: Payment of benefits is guaranteed by the employer to an employee at retirement, providing a fixed monthly income for life.

## **Authorization**

- Funding for the Police and Firefighter Pension Plans is established by an Ordinance in City Code Chapter 16, Article III, and Section 46.
- Required funding of Police and Firefighter Pension Plans is mandated by State law under Articles 3 and 4 of the Illinois Pension Code.

## **Funding Source**

Property Taxes, Replacement Taxes and the portion of Utility Taxes that are a result of the rate increase approved by City Council on April 28, 2014.



## FY 2024 Funding Status (May 1, 2023)

	Firefighter Pension	Police Pension
<b>Actuarial Value Assets</b>	\$91,725,023	\$113,686,226
<b>Actuarial Accrued Liability</b>	\$154,877,539	\$190,399,122
<b>Unfunded Actuarial Accrued Liability</b>	\$63,152,516	\$76,712,896
<b>Percent Funded:</b>		
<b>Actuarial Value of Assets</b>	59.2%	59.7%
<b>Market Value of Assets</b>	66.7%	64.8%

## FY 2025 Budget & Program Highlights

Legislation passed in 2011 required Police and Firefighter Pension Plans to be funded at 90% by Fiscal Year 2040. After considerable review and analysis, the City adopted a 100% funding goal. Legislation passed in late 2019, however, will require the consolidation of separate Downstate municipal Police and Fire Pension funds into just two State-level funds. Final funding requirements under this new legislation is unknown at the time of the FY2021 budget finalization. Therefore, the City has opted to retain its 100% funding strategy until further guidance is given.

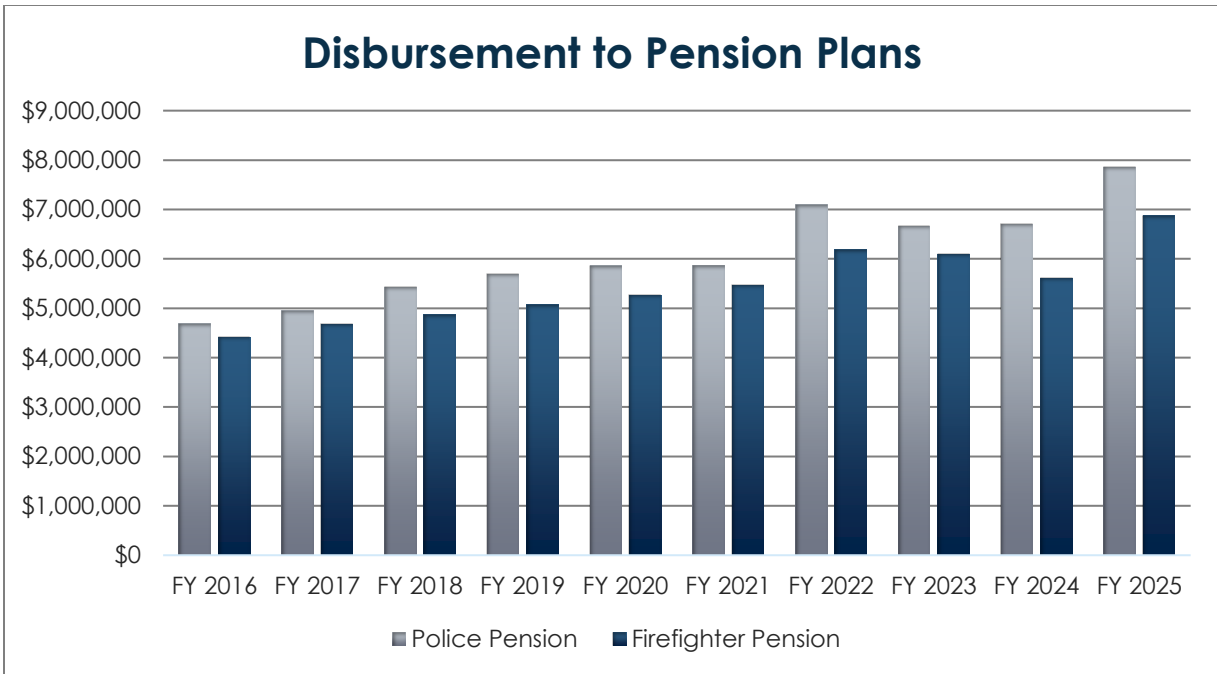
The 2023 actuarially determined combined Police and Fire contribution is \$14,722,621 for FY 2025. This will be funded by:

- Tax Levy\*: \$9,604,000
- Utility Tax: \$2,110,174
- Replacement Tax: \$ 10,000
- General Fund Reserves: \$2,998,447

\*These tax levies account for approximately 43% of the total City (non-library) Tax Levy of \$22,320,384.

## What We Accomplished in FY 2024

The City continued to exceed the State Minimum Contribution, as determined by the actuary; keeping the City on track for a goal of 100% funded vs. the State mandate of 90% funded, by Fiscal Year 2040.



## Challenges

Police and Fire pension benefits are legislatively mandated leaving the City unable to manage a large driver of expense. In addition, investments are managed by each pension board which are a separate legal entity. The City can control the number of firefighters and officers hired and their salaries however, demand for public safety services continues to increase.

# CITY OF BLOOMINGTON, IL

## NEXT YEAR / CURRENT YEAR BUDGET ANALYSIS

PROJECTION: 20255 FY 2025 BUDGET MASTER LEVEL 5									
ACCOUNTS FOR:									
			2023	2024	2024	2024	2024	2025	PCT
			ACTUAL	ORIG BUD	REVISED BUD	ACTUAL	PROJECTION	ADOPTED	CHANGE
Police Pension									
10015111	50190	PTx Other	-4,007,643.28	-4,708,000.00	-4,708,000.00	-4,695,806.13	-4,695,806.13	-4,708,000.00	.0%
10015111	53020	Replace Tx	-5,000.00	-5,000.00	-5,000.00	-5,000.00	-5,000.00	-5,000.00	.0%
10015111	56020	Int Frm Tx	-32.14	.00	.00	-81.64	.00	.00	.0%
10015111	75910	To Oth Gov	6,662,156.00	6,701,162.00	6,701,162.00	6,701,162.00	6,701,162.00	7,852,426.00	17.2%
TOTAL Police Pension			2,649,480.58	1,988,162.00	1,988,162.00	2,000,274.23	2,000,355.87	3,139,426.00	57.9%
TOTAL REVENUE			-4,012,675.42	-4,713,000.00	-4,713,000.00	-4,700,887.77	-4,700,806.13	-4,713,000.00	.0%
TOTAL EXPENSE			6,662,156.00	6,701,162.00	6,701,162.00	6,701,162.00	6,701,162.00	7,852,426.00	17.2%
GRAND TOTAL			2,649,480.58	1,988,162.00	1,988,162.00	2,000,274.23	2,000,355.87	3,139,426.00	57.9%

# CITY OF BLOOMINGTON, IL

## PROJECTION 20255 / BUDGET ENTRY FUTURE YRS REPORT

ORG	OBJECT	PROJ	DESC	2026	2027	2028	2029
<b>10015111 Police Pension</b>							
10015111	50190		PTx Other	-4,983,000.00	-5,258,000.00	-5,533,000.00	-5,808,000.00
10015111	53020		Replace Tx	-5,000.00	-5,000.00	-5,000.00	-5,000.00
10015111	75910		To Oth Gov	8,087,998.78	8,330,638.74	8,580,557.91	8,837,974.64
<b>TOTAL Police Pension</b>				<b>3,099,998.78</b>	<b>3,067,638.74</b>	<b>3,042,557.91</b>	<b>3,024,974.64</b>
<b>TOTAL REVENUE</b>				<b>-4,988,000.00</b>	<b>-5,263,000.00</b>	<b>-5,538,000.00</b>	<b>-5,813,000.00</b>
<b>TOTAL EXPENSE</b>				<b>8,087,998.78</b>	<b>8,330,638.74</b>	<b>8,580,557.91</b>	<b>8,837,974.64</b>
<b>GRAND TOTAL</b>				<b>3,099,998.78</b>	<b>3,067,638.74</b>	<b>3,042,557.91</b>	<b>3,024,974.64</b>

# CITY OF BLOOMINGTON, IL

## NEXT YEAR / CURRENT YEAR BUDGET ANALYSIS

PROJECTION: FY 20255 BUDGET MASTER LEVEL 5									
ACCOUNTS FOR:									
			2023	2024	2024	2024	2024	2025	PCT
			ACTUAL	ORIG BUD	REVISED BUD	ACTUAL	PROJECTION	ADOPTED	CHANGE
Fire Pension									
10015211	50190	PTx Other	-4,195,657.43	-4,896,000.00	-4,896,000.00	-4,883,211.81	-4,883,211.81	-4,896,000.00	.0%
10015211	53020	Replace Tx	-5,000.00	-5,000.00	-5,000.00	-5,000.00	-5,000.00	-5,000.00	.0%
10015211	56020	Int Frm Tx	-33.65	.00	.00	-84.90	.00	.00	.0%
10015211	75910	To Oth Gov	6,089,466.00	5,612,280.00	5,612,280.00	5,612,280.00	5,612,280.00	6,870,195.00	22.4%
TOTAL Fire Pension			1,888,774.92	711,280.00	711,280.00	723,983.29	724,068.19	1,969,195.00	176.9%
TOTAL REVENUE			-4,200,691.08	-4,901,000.00	-4,901,000.00	-4,888,296.71	-4,888,211.81	-4,901,000.00	.0%
TOTAL EXPENSE			6,089,466.00	5,612,280.00	5,612,280.00	5,612,280.00	5,612,280.00	6,870,195.00	22.4%
GRAND TOTAL			1,888,774.92	711,280.00	711,280.00	723,983.29	724,068.19	1,969,195.00	176.9%

# CITY OF BLOOMINGTON, IL

## PROJECTION 20255 / BUDGET ENTRY FUTURE YRS REPORT

ORG	OBJECT PROJ	DESC	2026	2027	2028	2029
<b>10015211 Fire Pension</b>						
10015211	50190	PTx Other	-5,171,000.00	-5,446,000.00	-5,721,000.00	-5,996,000.00
10015211	53020	Replace Tx	-5,000.00	-5,000.00	-5,000.00	-5,000.00
10015211	75910	To Oth Gov	7,076,300.85	7,288,589.88	7,507,247.57	7,732,465.00
<b>TOTAL Fire Pension</b>			<b>1,900,300.85</b>	<b>1,837,589.88</b>	<b>1,781,247.57</b>	<b>1,731,465.00</b>
<b>TOTAL REVENUE</b>			<b>-5,176,000.00</b>	<b>-5,451,000.00</b>	<b>-5,726,000.00</b>	<b>-6,001,000.00</b>
<b>TOTAL EXPENSE</b>			<b>7,076,300.85</b>	<b>7,288,589.88</b>	<b>7,507,247.57</b>	<b>7,732,465.00</b>
<b>GRAND TOTAL</b>			<b>1,900,300.85</b>	<b>1,837,589.88</b>	<b>1,781,247.57</b>	<b>1,731,465.00</b>

# BUILDING SAFETY

## 10015410



### Purpose

The Building Safety Division focuses primarily on the review and inspection of the built environment. Services include plan review and inspection of construction, plumbing, electrical, heating/ventilating and air-conditioning (HVAC), and fire prevention systems. Routine fire inspections ensure public safety and provide information about current uses and layouts. The City adopted the 2018 International Code Council regulations, which set minimum building-related life-safety rules and are enforced primarily through the Building Safety Division. Other state and national codes also come into play, as noted below.

The Division consists of 17 positions, including three support staff with some cross-division responsibilities. The Building Safety Division provides staff support to the Building Board of Appeals. This nine-member appointed Board hears and decides all appeals from rulings or determinations made by the Director of Economic & Community Development or Department Staff.

### Key Services Provided

- **Building Review and Inspection:** This category represents work traditionally considered when thinking about building safety. Applications and plans are received which typically lead to issuance of a permit before any construction can begin. Residential and commercial construction reviews are handled separately. In both cases, inspections are conducted at several points during construction, eventually leading to issuance of a certificate of occupancy for each new building or unit. Non-residential projects also receive a detailed plan review in advance of issuance of any permit. Plan reviewers for general construction must be knowledgeable about all aspects of construction, but without the detail represented by inspectors in the next category.
- **Plumbing, Electrical, Fire Prevention and HVAC Inspections:** Four specialists conduct plan reviews and inspections related to each of these components. They regularly participate in the review and inspection process for new buildings and major remodeling. The fire prevention reviews and inspections are focused on commercial properties, while the others work in both residential and commercial projects. The State mandates use of the Illinois Plumbing Code, in place of the ICC code. The National Fire Protection Association Code (NFPA), is commonly referenced, alongside the International Fire Code.
- **Fire Inspections:** Three inspectors perform annual inspections of existing commercial buildings to assure they remain in compliance with the life-safety parameters defined by the staff (and their predecessors) above. While there is a code enforcement aspect to their inspections, maintaining compliance is the true goal.
- **Multi-Discipline Inspections:** This position focuses on permitting and code compliance in mobile home parks, and the unique rules and regulation associated with them. The Multi-Discipline Inspectors also assists in residential and light commercial inspections when other inspectors are not available.

## **FY 2025 Budget & Program Highlights**

- Training of staff on skills needed for drone inspection program to continue.
- Adoption and implementation of updated Building Codes (2021 International Code Council family of Codes, 2023 National Electric Code, and re-adoption of 2014 Illinois Plumbing Code) planned to be completed FY 2025.
- Staff will continue to update and standardize Review / Inspection Checklists for implementation into new online permitting software.
- Staff will continue to update permit application workflow for the new permit intake process through online permitting software.
- Continued efforts will be made to provide for a thorough plan review process in a timely manner.
- Staff will be continuing to standardize and formalize Department policies and Division procedures.

## **What We Accomplished in FY 2024**

- The Division maintained plan review and inspection schedules during dynamic and changing construction environment.
- Online permit intake process continues to be implemented, including the updating and reformatting of many permit applications and associated documents.
- Additional Fire Inspector position created and filled in FY 2023 has allowed staff to update inspections forms and processes.
- Additional Multi-Discipline Inspector position created and filled in FY 2023 has allowed back-up / relief to other trade inspectors who experience a higher volume of daily inspections.
- Performed more than 3,700 inspections in 6-month period of May 1 – Oct 31, 2023.
- Issued more than 3,300 construction permits in 6-month period of May 1-Oct. 31, 2023.

## **Challenges**

- Staff loss in key area (trained drone pilot / operator) required drone inspection program to be paused.
- Increased housing demand yet tighter limits on financing make anticipating needs for plan review services and inspections more challenging. Many construction projects are paused or altered in scope, requiring multiple reviews of the same projects or the phasing of projects making project tracking more difficult.

## **Fun Facts**

The City's Cross Connection Program provides safeguards to prevent the contamination of our drinking water by inadvertent and illegal plumbing connections to our water supply. This is done semi-annually by private, qualified inspectors who review commercial buildings and identify sources of possible contamination for correction.

Additionally, very few people know the reason for Building /Codes and without Zoning Codes, most cities would be unlivable.



# CITY OF BLOOMINGTON, IL

## NEXT YEAR / CURRENT YEAR BUDGET ANALYSIS

ACCOUNTS FOR:			PROJECTION: 20255 FY 2025 BUDGET MASTER LEVEL 5					FOR PERIOD 12	
Building	Safety		2023 ACTUAL	2024 ORIG BUD	2024 REVISED BUD	2024 ACTUAL	2024 PROJECTION	2025 ADOPTED	PCT CHANGE
10015410	51590	OthContLic	-11,200.00	-12,000.00	-12,000.00	-24,650.00	-12,000.00	-12,000.00	.0%
10015410	52010	Bldg Permt	-499,119.43	-425,000.00	-425,000.00	-324,702.85	-425,000.00	-425,000.00	.0%
10015410	52020	Plumb Prmt	-135,162.27	-110,000.00	-110,000.00	-56,935.71	-110,000.00	-110,000.00	.0%
10015410	52030	Elct Permt	-238,815.61	-115,000.00	-115,000.00	-128,053.65	-135,000.00	-135,000.00	17.4%
10015410	52040	HVAC Permt	-232,600.93	-190,000.00	-190,000.00	-162,009.19	-190,000.00	-190,000.00	.0%
10015410	52060	MbHm Permt	-1,750.00	-2,500.00	-2,500.00	-325.00	-2,500.00	-2,500.00	.0%
10015410	52080	Sign Permt	-8,789.57	-10,000.00	-10,000.00	-7,719.73	-10,000.00	-10,000.00	.0%
10015410	52990	Other Pmt	-1,475.00	-1,000.00	-1,000.00	-150.00	-1,000.00	-1,000.00	.0%
10015410	54140	CsCon Fee	-149,520.00	-140,000.00	-140,000.00	-83,640.00	-140,000.00	-140,000.00	.0%
10015410	54470	Insp Fee	.00	-200.00	-200.00	.00	.00	.00	.0%
10015410	54740	PlnRv Fees	-408,386.42	-225,000.00	-225,000.00	-173,508.55	-225,000.00	-225,000.00	.0%
10015410	54750	CtrReg Fee	-47,600.00	-46,000.00	-46,000.00	-8,000.00	-46,000.00	-46,000.00	.0%
10015410	55990	Othr Pnlty	-19,304.21	-10,000.00	-10,000.00	-8,137.28	-15,000.00	-15,000.00	50.0%
10015410	57114	Equip Sale	.00	.00	.00	-3,324.00	-3,324.00	.00	.0%
10015410	57990	Misc Rev	-25.00	-50.00	-50.00	.00	-50.00	-50.00	.0%
10015410	61100	Salary FT	1,029,032.54	1,231,121.00	1,231,121.00	792,811.03	1,182,000.00	1,281,480.00	4.1%
10015410	61150	Salary OT	584.95	4,000.00	4,000.00	1,129.73	1,200.00	2,000.00	-50.0%
10015410	61190	Othr Salry	20,297.04	.00	.00	2,127.64	2,127.64	.00	.0%
10015410	62100	Dental Enh	5,268.73	6,226.00	6,226.00	3,128.73	5,032.02	5,641.00	-9.4%
10015410	62109	ENH HMO	60.44	.00	.00	.00	.00	.00	.0%
10015410	62110	Group Life	1,015.74	1,156.00	1,156.00	699.60	1,046.80	1,156.00	.0%
10015410	62111	Enh Vision	1,280.67	1,450.00	1,450.00	869.92	1,309.35	1,473.00	1.6%
10015410	62113	BCBS 60/12	123,357.59	152,646.00	152,646.00	70,413.43	109,114.53	129,393.00	-15.2%
10015410	62114	BCBS HSA	32,678.18	36,563.00	36,563.00	22,247.73	30,578.09	31,426.00	-14.0%
10015410	62116	HSA City	5,500.00	6,200.00	6,200.00	417.92	10,717.92	10,800.00	74.2%
10015410	62117	DentalPPO	.00	.00	.00	238.48	.00	.00	.0%
10015410	62120	IMRF	86,711.34	79,322.00	79,322.00	54,295.70	78,914.03	95,437.00	20.3%
10015410	62130	FICA	60,651.22	71,667.00	71,667.00	46,670.74	67,025.50	74,713.00	4.3%
10015410	62140	Medicare	14,184.61	16,768.00	16,768.00	10,914.93	15,675.33	17,481.00	4.3%
10015410	62170	UniformAll	6,800.00	5,400.00	5,400.00	6,300.00	6,300.00	5,850.00	8.3%
10015410	62330	LIUNA Pen	11,268.29	13,104.00	13,104.00	8,423.15	11,987.15	13,104.00	.0%
10015410	62990	Othr Ben	15,015.90	13,200.00	13,200.00	8,104.02	10,901.21	10,800.00	-18.2%
10015410	70095	CC Fees	811.40	5,000.00	5,000.00	597.60	1,000.00	1,000.00	-80.0%
10015410	70220	Oth PT Sv	.00	.00	.00	26.99	26.99	.00	.0%
10015410	70430	MFD Lease	2,233.49	2,500.00	2,500.00	1,218.95	2,500.00	2,500.00	.0%
10015410	70520	RepMaint V	7,335.64	3,000.00	3,000.00	1,266.76	3,000.00	5,000.00	66.7%
10015410	70530	RepMaint O	.00	900.00	900.00	750.00	900.00	900.00	.0%
10015410	70611	PrintBind	1,820.43	2,000.00	2,000.00	522.06	2,000.00	2,000.00	.0%
10015410	70612	Imaging	.00	.00	.00	.00	.00	10,000.00	.0%
10015410	70631	Dues	779.35	3,000.00	3,000.00	292.00	1,500.00	1,500.00	-50.0%
10015410	70632	Pro Develp	10,714.50	25,000.00	25,000.00	2,404.00	7,000.00	15,000.00	-40.0%
10015410	70649	Car Wash	90.00	450.00	450.00	81.00	200.00	200.00	-55.6%
10015410	70690	Purch Serv	23,894.99	25,000.00	25,000.00	1,621.44	5,000.00	15,000.00	-40.0%
10015410	70702	WC Prem	6,535.35	8,171.54	8,171.54	8,171.54	8,171.54	7,850.03	-3.9%

# CITY OF BLOOMINGTON, IL

## NEXT YEAR / CURRENT YEAR BUDGET ANALYSIS

ACCOUNTS FOR:			PROJECTION: 20255 FY 2025 BUDGET MASTER LEVEL 5					FOR PERIOD 12	
Building	Safety		2023 ACTUAL	2024 ORIG BUD	2024 REVISED BUD	2024 ACTUAL	2024 PROJECTION	2025 ADOPTED	PCT CHANGE
10015410	70703	Liab Prem	8,662.83	13,455.06	13,455.06	13,455.06	13,455.06	13,761.35	2.3%
10015410	70704	Prop Prem	7,088.64	9,527.42	9,527.42	9,527.42	9,527.42	10,404.47	9.2%
10015410	70712	WC Claim	40,545.76	60,716.21	60,716.21	60,716.21	60,716.21	52,491.03	-13.5%
10015410	70713	Liab Claim	2,703.05	4,116.35	4,116.35	4,116.35	4,116.35	3,683.58	-10.5%
10015410	70714	Prop Claim	3,040.93	4,116.35	4,116.35	4,116.35	4,116.35	3,683.58	-10.5%
10015410	70720	Ins Admin	6,912.95	8,007.08	8,007.08	8,007.08	8,007.08	7,311.12	-8.7%
10015410	71010	Off Supp	3,945.92	6,500.00	6,500.00	1,549.66	6,500.00	11,500.00	76.9%
10015410	71017	Postage	2,162.60	4,000.00	4,000.00	1,044.41	2,500.00	2,500.00	-37.5%
10015410	71070	Fuel	6,005.60	9,825.00	9,825.00	4,466.86	7,500.00	8,500.00	-13.5%
10015410	71190	Other Supp	509.12	900.00	900.00	111.75	500.00	500.00	-44.4%
10015410	71340	Telecom	24,347.64	20,000.00	20,000.00	16,533.53	24,000.00	24,000.00	20.0%
10015410	71420	Periodicls	267.88	500.00	500.00	167.94	250.00	250.00	-50.0%
10015410	72130	CO Lcn Veh	36,918.88	164,837.92	103,395.15	94,356.95	94,356.95	84,903.52	-17.9%
10015410	73401	Lease Prin	1,880.56	.00	.00	.00	.00	.00	.0%
10015410	73701	Lease Int	12.20	.00	.00	.00	.00	.00	.0%
10015410	79120	Emp Relatn	.00	100.00	100.00	.00	100.00	100.00	.0%
TOTAL Building Safety			-140,821.49	733,695.93	672,253.16	282,758.70	485,999.52	653,742.68	-2.8%
TOTAL REVENUE			-1,753,748.44	-1,286,750.00	-1,286,750.00	-981,155.96	-1,314,874.00	-1,311,550.00	1.9%
TOTAL EXPENSE			1,612,926.95	2,020,445.93	1,959,003.16	1,263,914.66	1,800,873.52	1,965,292.68	.3%
GRAND TOTAL			-140,821.49	733,695.93	672,253.16	282,758.70	485,999.52	653,742.68	-2.8%

# CITY OF BLOOMINGTON, IL

## PROJECTION 20255 / BUDGET ENTRY FUTURE YRS REPORT

ORG	OBJECT PROJ	DESC	2026	2027	2028	2029
10015410	Building Safety					
10015410	51590	OthContLic	-12,000.00	-12,000.00	-12,000.00	-12,000.00
10015410	52010	Bldg Permt	-425,000.00	-425,000.00	-425,000.00	-425,000.00
10015410	52020	Plumb Prmt	-110,000.00	-110,000.00	-110,000.00	-110,000.00
10015410	52030	Elct Permt	-135,000.00	-135,000.00	-135,000.00	-135,000.00
10015410	52040	HVAC Permt	-190,000.00	-190,000.00	-190,000.00	-190,000.00
10015410	52060	MbHm Permt	-2,500.00	-2,500.00	-2,500.00	-2,500.00
10015410	52080	Sign Permt	-10,000.00	-10,000.00	-10,000.00	-10,000.00
10015410	52990	Other Pmt	-1,000.00	-1,000.00	-1,000.00	-1,000.00
10015410	54140	CsCon Fee	-140,000.00	-140,000.00	-140,000.00	-140,000.00
10015410	54470	Insp Fee	-200.00	-200.00	-200.00	-200.00
10015410	54740	PlnRv Fees	-225,000.00	-225,000.00	-225,000.00	-225,000.00
10015410	54750	CtrReg Fee	-46,000.00	-46,000.00	-46,000.00	-46,000.00
10015410	55990	Othr Pnlty	-10,000.00	-10,000.00	-10,000.00	-10,000.00
10015410	57990	Misc Rev	-50.00	-50.00	-50.00	-50.00
10015410	61100	Salary FT	1,326,331.80	1,372,753.41	1,420,799.78	1,470,527.78
10015410	61150	Salary OT	2,070.00	2,142.45	2,217.44	2,295.05
10015410	62100	Dental Enh	5,641.00	5,641.00	5,641.00	5,641.00
10015410	62110	Group Life	1,156.00	1,156.00	1,156.00	1,156.00
10015410	62111	Enh Vision	1,473.00	1,473.00	1,473.00	1,473.00
10015410	62113	BCBS 60/12	135,862.65	142,655.78	149,788.57	157,278.00
10015410	62114	BCBS HSA	32,997.30	34,647.17	36,379.52	38,198.50
10015410	62116	HSA City	10,800.00	10,800.00	10,800.00	10,800.00
10015410	62120	IMRF	98,777.30	102,234.50	105,812.71	109,516.15
10015410	62130	FICA	77,327.96	80,034.43	82,835.64	85,734.89
10015410	62140	Medicare	18,092.84	18,726.08	19,381.50	20,059.85
10015410	62170	UniformAll	5,850.00	5,850.00	5,850.00	5,850.00
10015410	62330	LIUNA Pen	13,104.00	13,104.00	13,104.00	13,104.00
10015410	62990	Othr Ben	10,800.00	10,800.00	10,800.00	10,800.00
10015410	70095	CC Fees	5,000.00	5,000.00	5,000.00	5,000.00
10015410	70430	MFD Lease	2,500.00	2,500.00	2,500.00	2,500.00
10015410	70520	RepMaint V	7,725.00	7,956.75	8,195.45	8,441.32
10015410	70530	RepMaint O	900.00	900.00	900.00	900.00
10015410	70611	PrintBind	2,000.00	2,000.00	2,000.00	2,000.00
10015410	70612	Imaging	10,000.00	10,000.00	10,000.00	10,000.00
10015410	70631	Dues	3,000.00	3,000.00	3,000.00	3,000.00
10015410	70632	Pro Develp	25,000.00	25,000.00	25,000.00	25,000.00
10015410	70649	Car Wash	450.00	450.00	450.00	450.00
10015410	70690	Purch Serv	25,000.00	25,000.00	25,000.00	25,000.00
10015410	70702	WC Prem	8,085.53	8,328.10	8,577.94	8,835.28
10015410	70703	Liab Prem	14,174.19	14,599.41	15,037.40	15,488.52
10015410	70704	Prop Prem	10,716.61	11,038.10	11,369.25	11,710.33
10015410	70712	WC Claim	54,065.76	55,687.73	57,358.36	59,079.11
10015410	70713	Liab Claim	3,794.09	3,907.91	4,025.15	4,145.90
10015410	70714	Prop Claim	3,794.09	3,907.91	4,025.15	4,145.90
10015410	70720	Ins Admin	7,530.45	7,756.36	7,989.05	8,228.73
10015410	71010	Off Supp	6,500.00	6,500.00	6,500.00	6,500.00
10015410	71017	Postage	4,000.00	4,000.00	4,000.00	4,000.00
10015410	71070	Fuel	11,654.45	12,004.08	12,364.21	12,735.13
10015410	71190	Other Supp	900.00	900.00	900.00	900.00

# CITY OF BLOOMINGTON, IL

## PROJECTION 20255 / BUDGET ENTRY FUTURE YRS REPORT

ORG	OBJECT PROJ	DESC	2026	2027	2028	2029
10015410	71340	Telecom	20,000.00	20,000.00	20,000.00	20,000.00
10015410	71420	Periodicls	500.00	500.00	500.00	500.00
10015410	72130	CO Lcn Veh	127,167.00	.00	45,529.00	.00
10015410	79120	Emp Relatn	100.00	100.00	100.00	100.00
TOTAL Building Safety			788,091.02	726,304.17	839,610.12	864,344.44
TOTAL REVENUE			-1,306,750.00	-1,306,750.00	-1,306,750.00	-1,306,750.00
TOTAL EXPENSE			2,094,841.02	2,033,054.17	2,146,360.12	2,171,094.44
GRAND TOTAL			788,091.02	726,304.17	839,610.12	864,344.44

# PLANNING 10015420



## Purpose

The Planning Division of the Economic & Community Development Department is primarily responsible for administering the Zoning, Subdivision, Annexation and Sign Codes, and related short-range and long-range planning activities for the City. This entails Staff support to three land use commissions, coordination with McLean County, review of building permit applications for zoning compliance, and a weekly informational meeting for Developers. This Division also provides representation to McLean County Regional Planning for regional planning activities, including transportation and planning activities within 1½ miles of the City's corporate boundaries; and represents the City on a number of regional committees.

The Division consists of two City Planners and one Assistant Planner, with direction and oversight by the Assistant Director.

### Key Services Provided:

- Oversees Comprehensive, Strategic and Other Area plan creation, implementation, and update.
- Provides customer assistance for general inquiries on zoning and land use matters by current and future residents, owners, and professionals.
- Provides support to building safety and community enhancement staff related to zoning interpretation and compliance. Conducts site plan reviews for accessory structures and commercial development.
- Coordinates a weekly Project Review Group meeting that allows developers an opportunity to meet multiple City Divisions involved in the development approval process, including Building Safety, Fire, Economic Development, Parks, Planning, and Public Works – Engineering.
- Customer assistance for land use applications related to annexation, historic preservation, legislative site plan review, subdivision plans, planned unit developments, site plan review, variations, a special use permit, a zoning or comprehensive plan change or text amendment.
- Provide Staff support to Land Use Commissions:

Historic Preservation Commission – Seven-member appointed Commission with powers and duties to help administer the City's Historic Preservation Program and related Ordinances. This includes survey work, keeping a local historic register, public education, and holding public hearings for designations, alterations, and Eugene D. Funk and Harriet Fuller Rust grant assistance. Bloomington's Commission is a Certified Local Government.

Planning Commission – Ten appointed members, conducts public hearings related to the official Comprehensive Plan, annexation agreements, zoning amendments, planned unit developments, and text modifications to the City's zoning and subdivision codes.

Zoning Board of Appeals - Seven-member appointed Board holds public hearings for Special Use requests and decides requests for variation and appeals related to enforcement of the City's Zoning Code, Chapter 44, and the City's Sign Ordinance, Chapter 3.

## FY 2025 Budget & Program Highlights

- The budget includes funding for the Harriet Fuller Rust and Eugene D Funk Preservation Grants. These grants are incentives for investing in the Historic Downtown and preserving Bloomington's historic resources.

## What We Accomplished in FY 2024

- During FY 2024 the Planning Division implemented a number of improvements that allow for efficiency and an ever-improving high level of customer service for planning and zoning administration. Additionally, the division continues to work on many projects with broader initiatives that benefit the community as a whole.

Significant accomplishments:

- Continued to maintain a high level of customer service with responsiveness to the customer, efficiency in application processing, and continued improvement to the public hearing process. This includes significant changes to application substance, timelines, and method of interaction with customers, as well as internal process management.
- Increased use of mapping and analytic tools to provide a higher level of professional recommendations for land use cases, property development and reuse, and strategy for overall comprehensive and strategic planning.
- Continued to manage and provide staff support to three Land Use Commissions, including the Planning Commission, Zoning Board of Appeals, and Historic Preservation Commission, and added a strong focus on improvements commission guidance; and the overall public hearing and review process.
- Continued to host a weekly informational meeting for developers to discuss upcoming projects with development review staff in various divisions, including Fire, Public Works Engineering, Economic Development, Planning, and Parks.
- Continued to coordinate interdepartmental work-related to subdivision and development, smart cities, annexation strategy, and changing regional needs.
- Provided site development and zoning support to Economic Development.
- Continued implementation of Bloomington's recently updated Historic Preservation Plan, including collection of historic survey information and public education opportunities. Participated in collaborative events with the MCRPC, the County, and Town of Normal to increase awareness and understanding of City Planning
- Presented text amendments to the zoning code adopted in 2019 to provide clarity and resolve gaps that resulted from the comprehensive re-write.
- Made significant Division website improvements for increased customer service.
- Continued to streamline development review process for more efficient government services by capitalizing on the reorganization of Public Works and the improved staffing capacity of Planning. (Could also add something here about transitioning to OpenGov for land use applications – allowing customers to create an account and track their project from start to finish)
- Identified key data layers for mapping initiatives to improve project tracking, reporting, transparency to the public, and efficiency in research for cases and FOIA.

## **Challenges**

Bloomington continues to see growth, which is a rare opportunity for large scale planning for long term benefit. This includes a wide range from environmental sustainability, livability, economic opportunities, business attraction, urban design, infrastructure needs, housing choice, public transportation, pedestrian connectivity, and so much more. The challenge continues to be how to time and implement these items to not miss any great opportunities.

## **Fun Facts**

Staff working in this division offer the City about 75 years of combined professional and related planning experience.

# CITY OF BLOOMINGTON, IL

## NEXT YEAR / CURRENT YEAR BUDGET ANALYSIS

ACCOUNTS FOR:		2023	2024	2024	2024	2024	2025	PCT	
		ACTUAL	ORIG BUD	REVISED BUD	ACTUAL	PROJECTION	ADOPTED	CHANGE	
10015420	54660	Pub Fee	-6,408.74	-6,000.00	-6,000.00	-3,227.22	-6,000.00	-6,000.00	.0%
10015420	54710	BdApplsFee	-16,210.00	-13,800.00	-13,800.00	-13,995.00	-17,000.00	-17,000.00	23.2%
10015420	57985	Cash Shovr	275.00	.00	.00	.00	.00	.00	.0%
10015420	57990	Misc Rev	-98.00	.00	.00	-588.00	-588.00	.00	.0%
10015420	61100	Salary FT	204,165.04	221,842.00	221,842.00	142,623.55	215,000.00	240,014.00	8.2%
10015420	61130	Salary SN	5,509.14	.00	29,000.00	5,370.86	5,370.86	.00	.0%
10015420	62100	Dental Enh	562.15	581.00	581.00	376.71	573.76	581.00	.0%
10015420	62110	Group Life	190.70	204.00	204.00	124.72	191.92	204.00	.0%
10015420	62111	Enh Vision	67.79	68.00	68.00	75.94	121.06	136.00	100.0%
10015420	62113	BCBS 60/12	12,788.14	13,842.00	13,842.00	9,209.55	14,007.94	14,396.00	4.0%
10015420	62114	BCBS HSA	12,415.29	12,521.00	12,521.00	8,654.07	12,670.62	13,021.00	4.0%
10015420	62116	HSA City	1,900.00	1,900.00	1,900.00	-61.58	1,938.52	2,000.00	5.3%
10015420	62117	DentalPPO	.00	.00	.00	39.77	.00	.00	.0%
10015420	62120	IMRF	17,791.16	15,043.00	15,043.00	9,765.25	14,470.19	17,739.00	17.9%
10015420	62130	FICA	12,439.70	13,170.00	13,170.00	8,721.19	12,498.67	14,271.00	8.4%
10015420	62140	Medicare	2,909.44	3,082.00	3,082.00	2,039.69	2,923.21	3,339.00	8.3%
10015420	62990	Othr Ben	1,278.45	1,200.00	1,200.00	1,251.67	1,701.67	1,800.00	50.0%
10015420	70610	Advertise	13,053.00	10,000.00	10,000.00	5,443.16	10,000.00	10,000.00	.0%
10015420	70611	PrintBind	1,055.78	1,250.00	1,250.00	522.06	1,250.00	1,250.00	.0%
10015420	70612	Imaging	.00	.00	.00	.00	.00	2,500.00	.0%
10015420	70631	Dues	1,146.00	2,000.00	2,000.00	.00	2,000.00	2,000.00	.0%
10015420	70632	Pro Develp	3,019.00	10,000.00	10,000.00	404.00	3,000.00	7,000.00	-30.0%
10015420	70642	Recdng Fee	738.00	1,500.00	1,500.00	129.25	750.00	750.00	-50.0%
10015420	70690	Purch Serv	7,737.60	150,000.00	121,000.00	20,148.31	50,000.00	100,000.00	-17.4%
10015420	70702	WC Prem	1,840.57	1,413.60	1,413.60	1,413.60	1,413.60	1,434.49	1.5%
10015420	70703	Liab Prem	2,439.73	2,327.60	2,327.60	2,327.60	2,327.60	2,514.70	8.0%
10015420	70704	Prop Prem	1,996.39	1,648.16	1,648.16	1,648.16	1,648.16	1,901.28	15.4%
10015420	70712	WC Claim	11,419.00	7,997.20	7,997.20	7,997.20	7,997.20	7,785.61	-2.6%
10015420	70713	Liab Claim	761.27	542.18	542.18	542.18	542.18	546.36	.8%
10015420	70714	Prop Claim	856.42	542.18	542.18	542.18	542.18	546.36	.8%
10015420	70720	Ins Admin	1,946.91	1,385.15	1,385.15	1,385.15	1,385.15	1,336.01	-3.5%
10015420	71010	Off Supp	736.89	1,000.00	1,000.00	16.82	750.00	750.00	-25.0%
10015420	71017	Postage	1,140.92	2,500.00	2,500.00	304.53	2,000.00	2,000.00	-20.0%
10015420	71340	Telecom	2,526.50	2,800.00	2,800.00	1,519.08	2,800.00	2,800.00	.0%
10015420	71420	Periodicls	.00	500.00	500.00	.00	.00	.00	.0%
10015420	75025	To RegPln	54,000.00	54,000.00	54,000.00	54,000.00	54,000.00	54,000.00	.0%
10015420	79130	Funk Grant	47,350.02	55,000.00	55,000.00	50,662.50	55,000.00	55,000.00	.0%
10015420	79150	Bad Debt	283.00	.00	.00	.00	.00	.00	.0%
10015420	79985	HRustGrant	120,013.17	125,000.00	125,000.00	124,104.38	126,446.26	125,000.00	.0%
10015420	79990	Othr Exp	.00	.00	100,000.00	100,000.00	100,000.00	.00	.0%
TOTAL Planning			523,635.43	695,059.07	795,059.07	543,491.33	681,732.75	663,615.81	-16.5%
TOTAL REVENUE			-22,441.74	-19,800.00	-19,800.00	-17,810.22	-23,588.00	-23,000.00	16.2%
TOTAL EXPENSE			546,077.17	714,859.07	814,859.07	561,301.55	705,320.75	686,615.81	-15.7%
GRAND TOTAL			523,635.43	695,059.07	795,059.07	543,491.33	681,732.75	663,615.81	-16.5%



# CITY OF BLOOMINGTON, IL

## PROJECTION 20255 / BUDGET ENTRY FUTURE YRS REPORT

ORG	OBJECT PROJ	DESC	2026	2027	2028	2029
10015420	Planning					
10015420	54660	Pub Fee	-6,000.00	-6,100.00	-6,200.00	-6,300.00
10015420	54710	BdApplsFee	-14,200.00	-14,600.00	-15,000.00	-15,400.00
10015420	61100	Salary FT	248,414.49	257,109.00	266,107.81	275,421.59
10015420	62100	Dental Enh	581.00	581.00	581.00	581.00
10015420	62110	Group Life	204.00	204.00	204.00	204.00
10015420	62111	Enh Vision	136.00	136.00	136.00	136.00
10015420	62113	BCBS 60/12	15,115.80	15,871.59	16,665.17	17,498.43
10015420	62114	BCBS HSA	13,672.05	14,355.65	15,073.44	15,827.11
10015420	62116	HSA City	2,000.00	2,000.00	2,000.00	2,000.00
10015420	62120	IMRF	18,359.87	19,002.46	19,667.55	20,355.91
10015420	62130	FICA	14,770.49	15,287.45	15,822.51	16,376.30
10015420	62140	Medicare	3,455.87	3,576.82	3,702.01	3,831.58
10015420	62990	Othr Ben	1,800.00	1,800.00	1,800.00	1,800.00
10015420	70610	Advertise	10,000.00	11,000.00	12,000.00	13,000.00
10015420	70611	PrintBind	1,250.00	1,350.00	1,450.00	1,550.00
10015420	70612	Imaging	1,000.00	1,000.00	1,000.00	1,000.00
10015420	70631	Dues	2,000.00	2,000.00	2,000.00	2,000.00
10015420	70632	Pro Develp	10,000.00	11,000.00	12,000.00	13,000.00
10015420	70642	Recdg Fee	1,500.00	1,600.00	1,700.00	1,800.00
10015420	70690	Purch Serv	150,000.00	155,000.00	160,000.00	165,000.00
10015420	70702	WC Prem	1,477.52	1,521.85	1,567.51	1,614.53
10015420	70703	Liab Prem	2,590.15	2,667.85	2,747.89	2,830.32
10015420	70704	Prop Prem	1,958.32	2,017.07	2,077.58	2,139.91
10015420	70712	WC Claim	8,019.18	8,259.76	8,507.55	8,762.77
10015420	70713	Liab Claim	562.75	579.63	597.02	614.93
10015420	70714	Prop Claim	562.75	579.63	597.02	614.93
10015420	70720	Ins Admin	1,376.09	1,417.37	1,459.89	1,503.69
10015420	71010	Off Supp	1,000.00	1,000.00	1,000.00	1,000.00
10015420	71017	Postage	2,000.00	2,100.00	2,200.00	2,300.00
10015420	71340	Telecom	2,800.00	2,800.00	2,800.00	2,800.00
10015420	71420	Periodicls	500.00	500.00	500.00	500.00
10015420	75025	To RegPln	54,000.00	56,000.00	58,000.00	60,000.00
10015420	79130	Funk Grant	55,000.00	55,000.00	55,000.00	55,000.00
10015420	79985	HRustGrant	125,000.00	125,000.00	125,000.00	125,000.00
TOTAL Planning			730,906.33	751,617.13	772,763.95	794,363.00
TOTAL REVENUE			-20,200.00	-20,700.00	-21,200.00	-21,700.00
TOTAL EXPENSE			751,106.33	772,317.13	793,963.95	816,063.00
GRAND TOTAL			730,906.33	751,617.13	772,763.95	794,363.00

# COMMUNITY ENHANCEMENT

## 10015430



### Purpose

The Community Enhancement Division is primarily responsible for the inspection, maintenance and life-safety of existing homes and commercial buildings throughout the City.

The Grants Management Division Staff of the Economic & Community Development Department is also represented in the Community Enhancement budget. The Grants Management Division is comprised of the Grants Manager, two Grants Specialist, the Lead-Based Paint Hazard Reduction Program Manager, and the Rehabilitation Specialist. Additional information about the Grants Management Division can be found in the narratives for the Community Development, IHDA, and John M. Scott budgets.

The services provided include:

- Complaint-driven code enforcement.
- Proactive rental housing inspection program.
- Neighborhood Preservation Ordinance (NPO).
- Community Development Grant activities are also considered a part of the Community Enhancement Division.
- The Division consists of thirteen full-time positions, including one support staff. The Division also includes one seasonal inspector position, bringing the total to 14 during the summer months.

### Key Services Provided:

- Property Maintenance – The Community Enhancement Division responds to complaints/violations concerning property maintenance issues on residential and commercial properties. This past fiscal year the division responded to 2,236 complaints/violations. These complaints can range from weeds and tall grass to debris and life-safety issues. Staff take the complaints, validate them and work with property owners to resolve any problems in a timely manner. If unsuccessful, staff will issue a compliance order and follow-up with court action as necessary to achieve compliance. The Community Enhancement Division coordinates with the Building Safety Division to process over 200 additional property maintenance cases annually. The cases typically relate to specific mechanical or commercial building complaints. Three full-time Property Maintenance Inspectors and one seasonal Miscellaneous Technical Assistant routinely handle the large caseload.
- Neighborhood Preservation Ordinance (NPO) – The Community Enhancement Division administers and manages the NPO, including inspection of abandoned properties and maintains all registered properties on the current list.
- Rental Inspection Program - The City of Bloomington's rental inspection program addresses approximately 3,000 rental buildings containing approximately 12,000 units. Through this proactive program, the City strives to ensure safe and decent living conditions for its residents and works to keep blighted conditions from creeping through our neighborhoods. During the annual re-inspection period, two Residential Inspectors are busy with rental unit reviews.
- Grant Administration – Grant Administration responsibilities within the Community Enhancement Division relate to addressing neighborhood blight and enhancing the quality of housing in the community. Its

location within the Community Enhancement Division relates largely to identification of nuisance properties. Programs include but are not limited to the Community Development Block Grant Program (CDBG), Single Family Rehabilitation (SFR), Abandoned Property Program (APP), HAP Program and Lead Reduction Program. Details of these activities can be found under the section for special revenue funds.

- Property Maintenance Review Board (PMRB) – The Community Enhancement Division provides staff support to the PMRB. The PMRB manages amendments to the Property Maintenance Ordinance of the City Code and is available for certain appeals to that code.

## **FY 2025 Budget & Program Highlights**

- Continue efforts to provide funding to address court ordered abatements of property maintenance violations.
- Continue efforts to regularly monitor major corridors to identify and address code violations related to tall grass and weeds, signage, and snow removal.
- Continued partnership with the City Legal Department to improve the Administrative Court process related to property maintenance violations.

## **What we accomplished in FY 2024**

- Routinely monitor major corridors to identify and address code violations related to tall grass and weeds, signage, and snow removal.
- Hired two additional Community Enhancement Inspectors to increase the number of rental property inspections completed each year.

## **Funding Source**

General Fund, Rental Registration Fees, and Administrative funding from some Grants.

## **Challenges**

- To keep residential NPO properties moving toward effective and timely property maintenance violation compliance.
- The Division continues to address the high volume of complaints and time spent in court for non-compliance.
- The Division works to educate and improve citizen understanding of our community property maintenance standards.

# CITY OF BLOOMINGTON, IL

## NEXT YEAR / CURRENT YEAR BUDGET ANALYSIS

ACCOUNTS FOR:		2023	2024	2024	2024	2024	2025	PCT
Community Enhancement		ACTUAL	ORIG BUD	REVISED BUD	ACTUAL	PROJECTION	ADOPTED	CHANGE
10015430 54050	wd Mowing	-13,780.00	-12,000.00	-12,000.00	-1,680.00	-3,500.00	-12,000.00	.0%
10015430 54472	RRnt Reg	-242,445.00	-250,000.00	-250,000.00	-37,465.00	-250,000.00	-250,000.00	.0%
10015430 54475	RRnt Insp	-4,525.00	-1,000.00	-1,000.00	75.00	-2,500.00	-2,500.00	150.0%
10015430 55990	Othr Pnlty	-3,300.00	-5,000.00	-5,000.00	.00	-5,000.00	-5,000.00	.0%
10015430 56030	Int Fm Lns	-12.86	-50.00	-50.00	.00	.00	.00	.0%
10015430 56090	Othr Int	-2,048.00	-2,000.00	-2,000.00	-286.70	-1,000.00	-1,000.00	-50.0%
10015430 57114	Equip Sale	.00	.00	.00	-1,626.00	-1,626.00	.00	.0%
10015430 57581	Loan Repay	-42,755.19	-2,500.00	-2,500.00	-22,804.00	-4,814.00	-6,270.69	150.8%
10015430 57990	Misc Rev	-9,906.81	-8,000.00	-8,000.00	-160.00	-2,000.00	-2,000.00	-75.0%
10015430 61100	Salary FT	650,171.43	793,697.00	781,697.00	474,377.83	710,000.00	835,519.00	6.9%
10015430 61130	Salary SN	23,025.00	78,180.00	78,180.00	.00	.00	13,500.00	-82.7%
10015430 61150	Salary OT	580.03	4,000.00	16,000.00	8,156.74	8,000.00	4,000.00	-75.0%
10015430 61190	Othr Salry	6,062.29	.00	.00	12,048.86	10,000.00	.00	.0%
10015430 62100	Dental Enh	2,591.00	3,685.00	3,685.00	1,579.10	2,503.70	3,297.00	-10.5%
10015430 62109	ENH HMO	6,380.82	6,420.00	6,420.00	5,855.89	10,752.01	13,799.00	114.9%
10015430 62110	Group Life	732.70	884.00	884.00	496.48	737.28	884.00	.0%
10015430 62111	Enh Vision	810.01	1,103.00	1,103.00	572.78	860.38	1,070.00	-3.0%
10015430 62113	BCBS 60/12	43,327.96	87,732.00	87,732.00	44,650.77	65,050.10	93,748.00	6.9%
10015430 62114	BCBS HSA	37,892.25	25,105.00	25,105.00	16,248.91	25,873.99	25,700.00	2.4%
10015430 62116	HSA City	6,383.33	3,600.00	3,600.00	-2,452.66	747.34	3,200.00	-11.1%
10015430 62117	DentalPPO	.00	.00	.00	103.01	.00	.00	.0%
10015430 62120	IMRF	57,798.64	58,721.00	58,721.00	33,678.87	51,786.52	62,247.00	6.0%
10015430 62130	FICA	39,993.27	51,445.00	51,445.00	28,894.43	43,149.52	48,351.00	-6.0%
10015430 62140	Medicare	9,353.47	12,036.00	12,036.00	6,757.60	10,091.45	11,313.00	-6.0%
10015430 62170	UniformAll	.00	3,600.00	3,600.00	3,150.00	3,150.00	2,700.00	-25.0%
10015430 62200	Hlth Fac	300.00	150.00	150.00	.00	.00	.00	.0%
10015430 62330	LIUNA Pen	6,568.03	8,424.00	8,424.00	4,700.97	7,148.97	9,360.00	11.1%
10015430 62990	Othr Ben	7,445.55	6,600.00	6,600.00	5,064.13	6,781.26	8,400.00	27.3%
10015430 70430	MFD LEASE	2,850.47	3,500.00	3,500.00	1,774.98	3,500.00	3,500.00	.0%
10015430 70520	RepMaint V	4,660.81	4,200.00	4,200.00	1,249.77	2,500.00	4,000.00	-4.8%
10015430 70611	PrintBind	1,277.85	1,250.00	1,250.00	652.06	1,250.00	2,000.00	60.0%
10015430 70632	Pro Develp	5,251.30	4,500.00	4,500.00	565.00	4,500.00	5,000.00	11.1%
10015430 70642	Recdg Fee	1,031.25	1,000.00	1,000.00	106.75	1,000.00	1,000.00	.0%
10015430 70649	Car wash	64.00	100.00	100.00	108.00	100.00	250.00	150.0%
10015430 70690	Purch Serv	30,135.77	25,000.00	124,600.00	125,597.70	125,309.44	125,000.00	.3%
10015430 70702	WC Prem	4,254.02	5,729.13	5,729.13	5,729.13	5,729.13	5,304.51	-7.4%
10015430 70703	Liab Prem	5,638.85	9,433.45	9,433.45	9,433.45	9,433.45	9,298.96	-1.4%
10015430 70704	Prop Prem	4,614.17	6,679.75	6,679.75	6,679.75	6,679.75	7,030.62	5.3%
10015430 70712	WC Claim	31,091.72	35,871.57	35,871.57	35,871.57	35,871.57	28,789.91	-19.7%
10015430 70713	Liab Claim	2,072.78	2,431.97	2,431.97	2,431.97	2,431.97	2,020.34	-16.9%
10015430 70714	Prop Claim	2,331.88	2,431.97	2,431.97	2,431.97	2,431.97	2,020.34	-16.9%
10015430 70720	Ins Admin	4,499.81	5,613.83	5,613.83	5,613.83	5,613.83	4,940.34	-12.0%
10015430 71010	Off Supp	1,286.73	3,500.00	3,500.00	2,655.24	3,500.00	5,000.00	42.9%
10015430 71017	Postage	3,099.36	3,000.00	3,000.00	881.34	3,000.00	3,000.00	.0%

# CITY OF BLOOMINGTON, IL

## NEXT YEAR / CURRENT YEAR BUDGET ANALYSIS

ACCOUNTS FOR:			PROJECTION: 20255 FY 2025 BUDGET MASTER LEVEL 5					FOR PERIOD 12	
			2023	2024	2024	2024	2024	2025	PCT
			ACTUAL	ORIG BUD	REVISED BUD	ACTUAL	PROJECTION	ADOPTED	CHANGE
10015430	71070	Fuel	4,410.79	5,895.00	5,895.00	2,630.88	4,500.00	5,000.00	-15.2%
10015430	71190	Other Supp	31.47	1,000.00	1,000.00	422.33	500.00	500.00	-50.0%
10015430	71340	Telecom	11,591.62	10,000.00	10,000.00	8,297.33	12,000.00	15,000.00	50.0%
10015430	72130	CO Lcn Veh	36,918.88	166,407.88	104,965.11	94,356.95	94,356.95	84,903.52	-19.1%
10015430	73401	Lease Prin	4,664.33	4,779.89	4,779.89	3,975.09	4,779.89	4,073.59	-14.8%
10015430	73701	Lease Int	279.05	163.49	163.49	144.39	163.49	45.89	-71.9%
10015430	79130	Grants	.00	7,500.00	7,500.00	.00	.00	.00	.0%
10015430	79150	Bad Debt	5,794.60	.00	.00	.00	.00	.00	.0%
10015430	79990	Othr Exp	2,021.93	.00	.00	.00	.00	.00	.0%
10015430	79990	75100 CMEHNONPFT	.00	.00	1,021,731.00	1,021,731.00	1,021,731.00	.00	.0%
10015430	79990	75101 CMEHAFFHSG	.00	.00	1,021,731.00	396,011.86	500,000.00	521,731.00	-48.9%
10015430	85224	Fm CD COC	-40,424.15	-124,754.20	-124,754.20	.00	-74,400.00	-133,300.00	6.9%
10015430	85225	Fm IHDA	-14,115.43	-13,375.00	-13,375.00	-4,422.67	-12,000.00	-11,000.00	-17.8%
10015430	85721	Fm JMS	-26,246.25	-37,440.00	-37,440.00	-12,183.75	-32,000.00	-31,000.00	-17.2%
TOTAL Community Enhancement			669,730.53	999,250.73	3,080,869.96	2,292,682.93	2,418,674.96	1,522,426.33	-50.6%
TOTAL REVENUE			-399,558.69	-456,119.20	-456,119.20	-80,553.12	-388,840.00	-454,070.69	-.4%
TOTAL EXPENSE			1,069,289.22	1,455,369.93	3,536,989.16	2,373,236.05	2,807,514.96	1,976,497.02	-44.1%
GRAND TOTAL			669,730.53	999,250.73	3,080,869.96	2,292,682.93	2,418,674.96	1,522,426.33	-50.6%

# CITY OF BLOOMINGTON, IL

## PROJECTION 20255 / BUDGET ENTRY FUTURE YRS REPORT

ORG	OBJECT PROJ	DESC	2026	2027	2028	2029
10015430		Community Enhancement				
10015430	54050	Wd Mowing	-12,000.00	-12,000.00	-12,000.00	-12,000.00
10015430	54472	RRnt Reg	-250,000.00	-250,000.00	-250,000.00	-250,000.00
10015430	54475	RRnt Insp	-2,500.00	-2,500.00	-2,500.00	-2,500.00
10015430	55990	Othr Pnlty	-5,000.00	-5,000.00	-5,000.00	-5,000.00
10015430	56090	Othr Int	-2,000.00	-2,000.00	-2,000.00	-2,000.00
10015430	57114	Equip Sale	-1,500.00	-1,500.00	-1,500.00	-1,500.00
10015430	57581	Loan Repay	.00	.00	.00	.00
10015430	57990	Misc Rev	-8,000.00	-8,000.00	-8,000.00	-8,000.00
10015430	61100	Salary FT	864,762.17	895,028.84	926,354.85	958,777.27
10015430	61130	Salary SN	13,972.50	14,461.54	14,967.69	15,491.56
10015430	61150	Salary OT	4,140.00	4,284.90	4,434.87	4,590.09
10015430	62100	Dental Enh	3,297.00	3,297.00	3,297.00	3,297.00
10015430	62109	ENH HMO	14,488.95	15,213.40	15,974.07	16,772.77
10015430	62110	Group Life	884.00	884.00	884.00	884.00
10015430	62111	Enh Vision	1,070.00	1,070.00	1,070.00	1,070.00
10015430	62113	BCBS 60/12	98,435.40	103,357.17	108,525.03	113,951.28
10015430	62114	BCBS HSA	26,985.00	28,334.25	29,750.96	31,238.51
10015430	62116	HSA City	3,200.00	3,200.00	3,200.00	3,200.00
10015430	62120	IMRF	64,425.65	66,680.54	69,014.36	71,429.86
10015430	62130	FICA	50,043.29	51,794.80	53,607.62	55,483.88
10015430	62140	Medicare	11,708.96	12,118.77	12,542.93	12,981.93
10015430	62170	UniformAll	2,700.00	2,700.00	2,700.00	2,700.00
10015430	62330	LIUNA Pen	9,360.00	9,360.00	9,360.00	9,360.00
10015430	62990	Othr Ben	8,400.00	8,400.00	8,400.00	8,400.00
10015430	70430	MFD LEASE	3,500.00	3,500.00	3,500.00	3,500.00
10015430	70520	RepMaint V	5,150.00	5,304.50	5,463.64	5,627.54
10015430	70611	PrintBind	3,000.00	3,000.00	3,000.00	3,000.00
10015430	70632	Pro Develp	5,000.00	5,000.00	5,000.00	5,000.00
10015430	70642	Recdg Fee	1,000.00	1,000.00	1,000.00	1,000.00
10015430	70649	Car Wash	500.00	500.00	500.00	500.00
10015430	70690	Purch Serv	150,000.00	200,000.00	250,000.00	250,000.00
10015430	70702	WC Prem	5,463.64	5,627.55	5,796.38	5,970.27
10015430	70703	Liab Prem	9,577.93	9,865.27	10,161.23	10,466.06
10015430	70704	Prop Prem	7,241.54	7,458.78	7,682.55	7,913.02
10015430	70712	WC Claim	29,653.61	30,543.21	31,459.51	32,403.30
10015430	70713	Liab Claim	2,080.95	2,143.38	2,207.68	2,273.92
10015430	70714	Prop Claim	2,080.95	2,143.38	2,207.68	2,273.92
10015430	70720	Ins Admin	5,088.55	5,241.21	5,398.45	5,560.40
10015430	71010	Off Supp	5,000.00	5,000.00	5,000.00	5,000.00
10015430	71017	Postage	3,000.00	3,000.00	3,000.00	3,000.00
10015430	71070	Fuel	9,398.75	9,680.71	9,971.13	10,270.27
10015430	71190	Other Supp	1,000.00	1,000.00	1,000.00	1,000.00
10015430	71340	Telecom	15,000.00	15,000.00	15,000.00	15,000.00
10015430	72130	CO Lcn Veh	.00	.00	.00	47,099.00
10015430	73401	Lease Prin	.00	.00	.00	.00
10015430	73701	Lease Int	.00	.00	.00	.00
10015430	79130	Grants	10,000.00	12,000.00	14,000.00	16,000.00
10015430	79990	75101 CMEHAFHSG	.00	.00	.00	.00
10015430	85224	Fm CD COC	-77,500.00	-21,000.00	-21,000.00	-21,000.00

# CITY OF BLOOMINGTON, IL

## PROJECTION 20255 / BUDGET ENTRY FUTURE YRS REPORT

ORG	OBJECT	PROJ	DESC	2026	2027	2028	2029
10015430	85225		Fm IHDA	-15,000.00	-15,000.00	-15,000.00	-15,000.00
10015430	85721		Fm JMS	-31,000.00	-32,550.00	-32,550.00	-32,550.00
TOTAL Community Enhancement				1,046,108.84	1,197,643.20	1,295,881.63	1,392,935.85
TOTAL REVENUE				-404,500.00	-349,550.00	-349,550.00	-349,550.00
TOTAL EXPENSE				1,450,608.84	1,547,193.20	1,645,431.63	1,742,485.85
GRAND TOTAL				1,046,108.84	1,197,643.20	1,295,881.63	1,392,935.85

# ECONOMIC DEVELOPMENT

## 10019170



### Purpose

The Economic Development Division of the Economic & Community Development Department seeks to enhance the economic vitality of our community through the attraction, retention, and expansion of high-quality commercial and residential development. The Division concentrates special effort on the growth and development of the Downtown with the goal of creating a place where people want to live, work and visit.

In addition, the Economic Development Division makes use of economic development tools and collaborates with other economic development organizations at the local, state, and national levels with the goal of improving the City's economic future and quality of life for its residents.

### Authorization

The Economic & Community Development Department was established in 2020 (Ordinance No. 2020-53 – August 10, 2020). The department's activities are part of the City Council's Strategic Plan. The department implements the City's Economic Development Strategic Plan (Resolution No. 2012-33 – October 22, 2012) guided by the Economic Development Incentive Guidelines (Resolution No. 2012-34 – October 22, 2012, amended by Resolution 2018-38 – June 25, 2018). The department also implements the City's Comprehensive Plan 2035 (Resolution No. 2015-31 – August 24, 2015), Downtown Bloomington Strategy (Resolution No. 2013-17 – December 9, 2013), and the Bloomington Community Preservation Plan (Approved September 27, 2021).

### FY 2025 Budget & Program Highlights

The Economic Development Division will continue to:

- Work with city-wide stakeholders to attract and retain commercial, industrial, and retail businesses to the City of Bloomington.
- Identify underutilized commercial spaces and work with various stakeholders to fill those vacant spaces.
- Maintain in-depth knowledge of economic indicators in the region and the State, which affect the City of Bloomington.
- Promote and monitor investment in the City's Tax Increment Financing (TIF) Districts (see <https://www.bloomingtonil.gov/TIF>).
- Promote successes of the department's Economic Development efforts throughout the City of Bloomington.
- Strengthen relationships with other Economic, Business, and Workforce Development organizations in the region that affect the City of Bloomington.
- Strengthen connections between the Downtown and surrounding neighborhoods.
- Collaborate with Downtown business owners and residents to improve cleanliness and safety.
- Coordinate and promote special events in the Downtown.
- Continue to coordinate, promote, and host the Downtown Bloomington Farmers' Market.



## What We Accomplished in FY 2024

The Economic Development Division promotes the sustainable economic development of the City of Bloomington by employing various municipal economic development tools to encourage private sector investment within the City and the greater the McLean County area. These efforts have resulted in capital investment, job creation, an expanded tax base, creative and niche development, recreation and entertainment venues and other developments.

*A few highlights of those efforts during FY 2024 include:*

- Continued to market the City-owned properties at 800 N. Main Street and 408 E. Washington Street.
- Managed rebate payments to several entities per 8 existing Redevelopment Agreements:
- Green Top Grocery – Total Project Cost: \$1,950,000
- Colonial Plaza - Total Project Cost: \$10,000,000
- Best Western Plus Hotel - Total Project Cost: \$5,875,000
- Commercial Packaging Co. - Total Project Cost: \$40,000
- Washington Sr. Apartments – Total Project Cost: \$17,000,000
- Egg Republic – Total Project Cost: \$792,500
- Red Raccoon Games – Expected Total Project Cost: \$1,589,000
- 102 S East, LLC – Expected Total Project Cost: \$4,000,000
- Partnered with the Bloomington-Normal Economic Development Council to promote the Enterprise Zone to support the retention, expansion, and attraction of businesses.
- Actively managed ongoing projects related to existing business expansions, relocations, and new business attraction in the industrial, office, and retail sectors.
- Supported potential developers via the Project Review Group, providing general feedback on proposals along with other key Departmental contacts on a weekly basis.
- Continued marketing the city as a destination for doing business through print and digital advertising.
- Grew the department's economic development LinkedIn to 600+ followers and continue to promote our efforts and position the city as a source for local development news and resources.
- Facilitated the implementation and rollout of the new 24/7 registration and permitting platform through OpenGov with Information Technology.
- Launched the ARPA Small Business Rehabilitation Grant program and assisted more than 20 small businesses in funding their projects.
- Will work with the Central Illinois Regional Airport (CIRA) to execute the DCEO Megasites Grant for the development of key sites.
- Continued to improve Downtown amenities, such as new planters, new cigarette receptacles, and new banners.
- Partnered with the Parks and Recreation Department to decorate Downtown for each season including the Holiday season for the annual tree lighting and Once Upon a Holiday celebration.
- Held 26 outdoor Farmers' Markets. The outdoor market averaged 2,000 attendees with 79 vendors throughout the season, and provided a platform for 26 different local musicians, 66 community organizations.
- Processed and issued 66 special events permits to community organizers.

- Downtown Bloomington was recognized for community event excellence through three Pantagraph Readers' Choice Awards and a Best of BOB Bloomington-Normal Award.
- Partnered with Lifelong Access (formerly Marcfirst) to conduct Downtown litter clean-up efforts. New this year, the department also coordinated with the Bloomington-Normal Revivalists to bring four volunteer community clean-ups to downtown. This program ties directly with both the Strategic Plan and Comprehensive plan, which identifies cleanliness as a top Downtown priority.
- Provided promotional support to downtown businesses through marketing and activities, including 12 "First Friday" retail and art promotions, Small Business Saturday where 30 participating businesses offered individual giveaways and extended hours, and the continuation of Saturdays on the Square concert series, bringing an estimated average attendance of 2,700 visitors.



## Challenges

The Economic Development Division Staff are continually looking at ways to leverage limited resources and promote community assets to make Bloomington the city of choice for developers and residents, and to spark further revitalization of the key City corridors, including the downtown.

## What else do we do?

The Economic Development Division serves the community by improving the economic future and quality of life for everyone in Bloomington. In accordance with City Council adopted guidelines, the division also contributes to the effort to create a diverse local economy with choices for entertainment and a vital Downtown through the following activities:

- Providing the business community with access to information and resources.
- Offering technical assistance to first-time developers.
- Helping to attract new business ventures and job opportunities.
- Diversifying the tax base to relieve the burden on residents.
- Promoting positive working relationships with local businesses and organizations.

## Fun Facts

The Division works with property owners, commercial brokers, developers, and others to expand and enhance the tax base for Bloomington; retain and attract new retailers and service providers to the community; and to increase employment opportunities for current and future residents of the area. It does so in cooperation with local, county, state and federal officials, regional associations, area units of government and other non-governmental partners. The Division also helps to coordinate and/or host 80+ community events in the Downtown district bringing the community together.

# CITY OF BLOOMINGTON, IL

## NEXT YEAR / CURRENT YEAR BUDGET ANALYSIS

ACCOUNTS FOR:			PROJECTION: 20255 FY 2025 BUDGET MASTER LEVEL 5					FOR PERIOD 12	
Economic	Development		2023 ACTUAL	2024 ORIG BUD	2024 REVISED BUD	2024 ACTUAL	2024 PROJECTION	2025 ADOPTED	PCT CHANGE
10019170	53110	FedGNTLINK	-25,000.00	-5,000.00	-5,000.00	-10,000.00	-10,000.00	-10,000.00	100.0%
10019170	54910	ActPgm Inc	-20,786.38	-15,000.00	-15,000.00	-24,982.50	-24,069.44	-15,000.00	.0%
10019170	57985	Cash ShOvr	11.00	.00	.00	.00	.00	.00	.0%
10019170	57990	Misc Rev	9,533.47	.00	.00	6,907.55	6,813.54	.00	.0%
10019170	61100	Salary FT	354,287.98	368,221.00	368,221.00	267,600.65	400,000.00	439,084.00	19.2%
10019170	61130	Salary SN	10,680.68	7,500.00	7,500.00	42,442.77	63,327.27	10,000.00	33.3%
10019170	61150	Salary OT	.00	.00	.00	21.00	21.00	.00	.0%
10019170	61190	Othr Salry	.00	.00	.00	2,100.00	2,100.00	.00	.0%
10019170	62100	Dental Enh	733.04	774.00	774.00	360.67	573.76	581.00	-24.9%
10019170	62110	Group Life	331.63	340.00	340.00	216.80	328.80	340.00	.0%
10019170	62111	Enh Vision	255.66	237.00	237.00	156.26	234.74	237.00	.0%
10019170	62113	BCBS 60/12	.00	.00	.00	4,086.06	6,346.44	.00	.0%
10019170	62114	BCBS HSA	23,638.90	24,319.00	24,319.00	12,254.75	18,639.77	19,156.00	-21.2%
10019170	62116	HSA City	3,100.00	4,300.00	4,300.00	.00	3,200.00	3,200.00	-25.6%
10019170	62117	DentalPPO	.00	.00	.00	23.74	.00	.00	.0%
10019170	62120	IMRF	30,785.48	24,968.00	24,968.00	20,775.96	30,233.21	32,451.00	30.0%
10019170	62130	FICA	22,010.56	22,645.00	22,645.00	18,834.54	26,502.08	26,618.00	17.5%
10019170	62140	Medicare	5,147.73	5,298.00	5,298.00	4,404.84	6,198.09	6,227.00	17.5%
10019170	62990	Othr Ben	4,833.50	6,000.00	6,000.00	3,679.37	5,377.76	6,000.00	.0%
10019170	70220	Oth PT Sv	126,220.30	346,110.00	346,110.00	4,967.50	100,000.00	215,000.00	-37.9%
10019170	70410	Janitor Sv	43,820.73	80,000.00	80,000.00	32,820.86	60,000.00	70,000.00	-12.5%
10019170	70430	MFD LEASE	2,565.75	2,500.00	2,500.00	1,951.04	2,500.00	2,500.00	.0%
10019170	70609	MktngExp	72,318.94	64,750.00	64,750.00	21,363.05	60,500.00	74,750.00	15.4%
10019170	70611	PrintBind	401.00	1,500.00	1,500.00	773.12	1,500.00	1,500.00	.0%
10019170	70615	SponsrshPE	29,263.54	29,815.00	29,815.00	27,430.45	29,815.00	31,315.00	5.0%
10019170	70631	Dues	5,481.15	7,870.00	7,870.00	1,624.90	6,370.00	6,080.00	-22.7%
10019170	70632	Pro Develp	11,991.21	22,350.00	22,350.00	8,949.59	14,850.00	22,350.00	.0%
10019170	70690	Purch Serv	49,057.70	38,000.00	38,000.00	33,063.63	38,000.00	40,000.00	5.3%
10019170	70702	WC Prem	2,436.07	2,296.74	2,296.74	2,296.74	2,296.74	2,537.26	10.5%
10019170	70703	Liab Prem	3,229.10	3,781.76	3,781.76	3,781.76	3,781.76	4,447.90	17.6%
10019170	70704	Prop Prem	2,642.31	2,677.83	2,677.83	2,677.83	2,677.83	3,362.90	25.6%
10019170	70712	WC Claim	15,113.56	12,993.41	12,993.41	12,993.41	12,993.41	13,770.84	6.0%
10019170	70713	Liab Claim	1,007.57	880.91	880.91	880.91	880.91	966.37	9.7%
10019170	70714	Prop Claim	1,007.57	880.91	880.91	880.91	880.91	966.37	9.7%
10019170	70720	Ins Admin	2,576.82	2,250.52	2,250.52	2,250.52	2,250.52	2,363.07	5.0%
10019170	71010	Off Supp	714.29	1,200.00	1,200.00	514.21	1,200.00	1,200.00	.0%
10019170	71017	Postage	675.20	500.00	500.00	2,690.55	3,000.00	1,000.00	100.0%
10019170	71330	Water	948.52	1,000.00	1,000.00	739.34	1,000.00	1,330.00	33.0%
10019170	71340	Telecom	5,773.46	5,000.00	5,000.00	3,807.57	6,000.00	6,000.00	20.0%
10019170	75010	To CVB	350,000.04	327,000.00	327,000.00	175,000.02	327,000.00	327,000.00	.0%
10019170	75015	To EDC	100,000.02	100,000.00	100,000.00	100,000.02	100,000.00	100,000.00	.0%
10019170	75028	To MCLMHA	45,000.00	45,000.00	45,000.00	33,750.00	45,000.00	45,000.00	.0%
10019170	75031	WES SBDC	85,268.00	85,268.00	85,268.00	42,814.00	85,268.00	85,268.00	.0%
10019170	75032	BN Adv	-1,643.32	50,000.00	50,000.00	.00	50,000.00	50,000.00	.0%

# CITY OF BLOOMINGTON, IL

## NEXT YEAR / CURRENT YEAR BUDGET ANALYSIS

PROJECTION: 20255 FY 2025 BUDGET MASTER LEVEL 5							FOR PERIOD 12		
ACCOUNTS FOR:			2023	2024	2024	2024	2024	2025	PCT
Economic Development			ACTUAL	ORIG BUD	REVISED BUD	ACTUAL	PROJECTION	ADOPTED	CHANGE
10019170	75070	To Townshp	.00	5,000.00	5,000.00	.00	.00	.00	.0%
10019170	79010	Prop TX	2,032.80	.00	.00	.00	.00	.00	.0%
10019170	79070	Rebates	390,108.43	486,801.54	486,801.54	94,493.47	408,284.87	523,310.00	7.5%
10019170	79071	RentAsst	10,444.00	22,872.00	22,872.00	.00	10,444.00	22,872.00	.0%
10019170	79130	Grants	191.40	.00	.00	191.40	.00	.00	.0%
10019170	79986	75200 ARPASBRHB	.00	.00	1,443,462.00	1,430,265.30	1,443,462.00	.00	.0%
10019170	79990	Othr Exp	515.00	.00	.00	2,303.00	2,303.00	.00	.0%
TOTAL Economic Development			1,778,724.41	2,192,900.62	3,636,362.62	2,394,157.56	3,358,085.97	2,173,783.71	-40.2%
TOTAL REVENUE			-36,241.91	-20,000.00	-20,000.00	-28,074.95	-27,255.90	-25,000.00	25.0%
TOTAL EXPENSE			1,814,966.32	2,212,900.62	3,656,362.62	2,422,232.51	3,385,341.87	2,198,783.71	-39.9%
GRAND TOTAL			1,778,724.41	2,192,900.62	3,636,362.62	2,394,157.56	3,358,085.97	2,173,783.71	-40.2%

# CITY OF BLOOMINGTON, IL

## PROJECTION 20255 / BUDGET ENTRY FUTURE YRS REPORT

ORG	OBJECT PROJ	DESC	2026	2027	2028	2029
10019170	Economic Development					
10019170	53110	FedGNTLINK	-5,000.00	-5,000.00	-5,000.00	-5,000.00
10019170	54910	ActPgm Inc	-15,000.00	-15,000.00	-15,000.00	-15,000.00
10019170	61100	Salary FT	454,451.94	470,357.76	486,820.28	503,858.99
10019170	61130	Salary SN	10,350.00	10,712.25	11,087.18	11,475.23
10019170	62100	Dental Enh	581.00	581.00	581.00	581.00
10019170	62110	Group Life	340.00	340.00	340.00	340.00
10019170	62111	Enh Vision	237.00	237.00	237.00	237.00
10019170	62114	BCBS HSA	20,113.80	21,119.49	22,175.46	23,284.24
10019170	62116	HSA City	3,200.00	3,200.00	3,200.00	3,200.00
10019170	62120	IMRF	33,586.79	34,762.32	35,979.00	37,238.27
10019170	62130	FICA	27,549.63	28,513.87	29,511.85	30,544.77
10019170	62140	Medicare	6,444.95	6,670.52	6,903.99	7,145.63
10019170	62990	Othr Ben	6,000.00	6,000.00	6,000.00	6,000.00
10019170	70220	Oth PT Sv	216,000.00	216,000.00	216,000.00	216,000.00
10019170	70410	Janitor Sv	85,000.00	85,000.00	85,000.00	85,000.00
10019170	70430	MFD LEASE	2,500.00	2,500.00	2,500.00	2,500.00
10019170	70609	MktngExp	75,750.00	75,750.00	75,750.00	75,750.00
10019170	70611	PrintBind	1,500.00	1,500.00	1,500.00	1,500.00
10019170	70615	SponsrshPE	31,315.00	31,315.00	31,315.00	31,315.00
10019170	70631	Dues	6,080.00	6,080.00	6,080.00	6,080.00
10019170	70632	Pro Develp	22,350.00	22,350.00	22,350.00	22,350.00
10019170	70690	Purch Serv	40,000.00	40,000.00	40,000.00	40,000.00
10019170	70702	WC Prem	2,613.38	2,691.78	2,772.53	2,855.71
10019170	70703	Liab Prem	4,581.33	4,718.77	4,860.34	5,006.15
10019170	70704	Prop Prem	3,463.78	3,567.70	3,674.73	3,784.97
10019170	70712	WC Claim	14,183.97	14,609.49	15,047.77	15,499.20
10019170	70713	Liab Claim	995.37	1,025.23	1,055.98	1,087.66
10019170	70714	Prop Claim	995.37	1,025.23	1,055.98	1,087.66
10019170	70720	Ins Admin	2,433.97	2,506.99	2,582.19	2,659.66
10019170	71010	Off Supp	1,200.00	1,200.00	1,200.00	1,200.00
10019170	71017	Postage	500.00	500.00	500.00	500.00
10019170	71330	Water	1,768.90	2,352.64	2,446.74	2,544.61
10019170	71340	Telecom	5,200.00	5,200.00	5,200.00	5,200.00
10019170	75010	To CVB	327,000.00	327,000.00	327,000.00	327,000.00
10019170	75015	To EDC	100,000.00	100,000.00	100,000.00	100,000.00
10019170	75028	To MCLCMHA	45,000.00	45,000.00	45,000.00	45,000.00
10019170	75031	WES SBDC	85,268.00	85,268.00	85,268.00	85,268.00
10019170	75032	BN Adv	50,000.00	50,000.00	50,000.00	50,000.00
10019170	79070	Rebates	523,336.67	466,836.67	158,336.67	153,336.67
10019170	79071	RentAsst	22,872.00	22,872.00	22,872.00	22,872.00
TOTAL Economic Development			2,214,762.85	2,179,363.71	1,892,203.69	1,909,302.42
TOTAL REVENUE			-20,000.00	-20,000.00	-20,000.00	-20,000.00
TOTAL EXPENSE			2,234,762.85	2,199,363.71	1,912,203.69	1,929,302.42
GRAND TOTAL			2,214,762.85	2,179,363.71	1,892,203.69	1,909,302.42

# FACILITIES MAINTENANCE

## 10015480



### Purpose

- The Facility Management Division of the Department of Operations and Engineering Services manages building operations, maintenance, and energy consumption for various City-owned buildings, including: Operations Building (109 E. Olive Street), Police Administration (305 S. East Street), Public Works Garage (401 S. East Street), Public Works Fleet (336 S. Main Street), Facility Maintenance (301 E. Jackson), Old Engineering Building (401-1/2 S. East Street), Salt Dome (502 S. Main Street), Downtown Parking Facilities (budgeted separately), and Grossinger Motors Arena (maintenance only - budgeted separately).
- The Division (1) provides support to other departmental buildings and operations that are not necessarily under its direct control, including fire stations, parks facilities, water treatment facilities, the Bloomington Center for the Performing Arts, and police training and storage facilities; (2) administers energy supply contracts for Municipal Aggregation and all City facilities; (3) reviews and pays utility bills for all City facilities, traffic lights, and some street lighting; (4) monitors maintenance of City buildings listed above to ensure regular maintenance is done in a timely manner; (5) ensures that fire alarm, fire suppression, elevator, and other life safety inspections of City buildings listed above are performed as required by State and Federal requirement; (6) provides technical assistance to other departments on building maintenance; (7) provides oversight for third-party cleaning contractors; (8) oversees the bidding process for major City facility maintenance projects; (9) provides project management for major City facility maintenance and repair projects.

### FY 2025 Budget & Program Highlights

Facility Management will be actively involved in overseeing and helping to facilitate many projects throughout the City. A few of the larger projects are listed below.

- Plan, design and construct general, security, and life safety improvements at various City facilities.
- Replace the rooftop units at Grossinger Motors Arena.
- Additional drainage and sealant improvements to the Abraham Lincoln Garage.
- Construct a new elevator for the Operations Building.
- Evaluate emergency facility repairs as needed.
- Continue working on the Lincoln Garage Rehabilitation project, which is anticipated to be bid in early 2024 and completed in the summers of 2024 and 2025.
- Continue working on the solar evaluation.

### What We Accomplished in FY 2024

- Completed structural and safety improvements to the Market Street Garage.
- Completed structural, safety, and drainage improvements to the Abraham Lincoln Parking Garage.
- Replaced the emergency backup generator at Operations Building (109 E. Olive Street).
- Hired a consultant to design a new elevator at Operations Building (109 E. Olive Street).
- Constructed improvements to the Police Administration (305 S. East Street) Building Automation System.

- Completed department office relocations.
- Remodeled the Economic & Community Development Department offices in the Government Center, including installing new mechanical, electrical, plumbing, and life safety upgrades, carpeting, paint, window treatments, reconfiguring existing cubicles and workstations and constructing a new conference room, reception area, and breakroom.
- Constructed a permanent dais in the Government Center Boardroom, which involved structural, electrical, and technological modifications and compliance with the Americans with Disabilities Act.
- Began work on a solar evaluation, which will involve evaluating City facilities to determine those most suited for solar installations, preparing preliminary sizes and configurations, and providing construction cost estimates for use in future budgets.
- Extended an energy brokerage services agreement for an additional three years so that the consultant can continue to procure energy supply for all City facilities and the community at large via the Municipal Aggregation Program.
- Began work on the Lincoln Garage Rehabilitation project, which is anticipated to include replacement of joint sealants on lower levels, application of traffic-bearing membrane, typical concrete repairs, and replacement of floor drains and piping.
- Replaced the existing uninterruptable power supply with a new internal redundant system at the Police Administration Building (305 S. East Street).

## Challenges

The largest challenge for the Facilities Management Division is trying to reduce the backlog of deferred facility repair issues identified in the facility condition assessment while also keeping up with ongoing, routine maintenance. Addressing these issues is difficult because of current staffing levels. The International Facility Management Association tracks industry standards and other records regarding facility maintenance. According to these standards, for every 40,000 square feet of building space, a full-time employee is required to ensure adequate maintenance. The current Facilities Maintenance staff of five are responsible for maintaining nearly 1,000,000 square feet. The industry standard suggests that about 22 full-time staff members are needed to provide adequate maintenance. Additional staff members, especially those who actually perform maintenance and repairs, are still needed to address deferred repairs, perform ongoing maintenance, and allow the manager and facilities maintenance supervisor to focus their attention on long-term projects, energy management, and facility planning.



# CITY OF BLOOMINGTON, IL

## NEXT YEAR / CURRENT YEAR BUDGET ANALYSIS

ACCOUNTS FOR:		2023	2024	2024	2024	2024	2025	PCT
Facilities Maintenance		ACTUAL	ORIG BUD	REVISED BUD	ACTUAL	PROJECTION	ADOPTED	CHANGE
10015480	57990							
	Misc Rev	.00	-500.00	-500.00	-5.20	.00	.00	.0%
10015480	61100							
	Salary FT	413,769.80	426,087.00	426,087.00	295,112.60	432,081.24	510,781.00	19.9%
10015480	61130							
	Salary SN	.00	41,440.00	18,440.00	18,500.00	17,028.00	46,240.00	150.8%
10015480	61150							
	Salary OT	508.67	11,264.00	11,264.00	978.08	1,000.00	12,320.00	9.4%
10015480	61190							
	Othr Salry	2,250.00	.00	.00	12,528.95	.00	.00	.0%
10015480	62100							
	Dental Enh	1,552.85	1,550.00	1,550.00	1,126.00	1,727.71	1,725.00	11.3%
10015480	62109							
	ENH HMO	6,380.82	6,420.00	6,420.00	3,993.09	6,496.70	6,677.00	4.0%
10015480	62110							
	Group Life	405.43	408.00	408.00	266.40	400.80	476.00	16.7%
10015480	62111							
	Enh Vision	336.44	338.00	338.00	219.86	334.52	338.00	.0%
10015480	62113							
	BCBS 60/12	29,234.37	27,319.00	27,319.00	23,671.79	36,005.37	58,175.00	112.9%
10015480	62114							
	BCBS HSA	12,444.30	12,521.00	12,521.00	8,330.32	12,670.62	13,021.00	4.0%
10015480	62115							
	RHS Contrb	3,553.07	3,000.00	3,000.00	2,911.55	4,061.18	5,000.00	66.7%
10015480	62116							
	HSA City	1,900.00	1,900.00	1,900.00	.00	2,000.00	2,000.00	5.3%
10015480	62117							
	DentalPPO	.00	.00	.00	23.74	.00	.00	.0%
10015480	62120							
	IMRF	35,947.62	31,771.00	31,771.00	21,022.02	30,215.31	41,273.00	29.9%
10015480	62130							
	FICA	24,706.45	28,666.00	28,666.00	19,279.12	26,278.83	33,541.00	17.0%
10015480	62140							
	Medicare	5,778.09	6,707.00	6,707.00	4,508.85	6,145.87	7,848.00	17.0%
10015480	62170							
	UniformAll	2,700.00	2,700.00	2,700.00	2,700.00	2,700.00	2,400.00	-11.1%
10015480	62330							
	LIUNA Pen	938.57	936.00	936.00	661.77	931.77	936.00	.0%
10015480	62990							
	Othr Ben	1,790.72	3,000.00	3,000.00	727.50	1,017.50	1,020.00	-66.0%
10015480	70050							
	Eng Sv	34,500.00	25,000.00	25,000.00	28,500.00	28,500.00	25,000.00	.0%
10015480	70410							
	Janitor Sv	.00	5,000.00	.00	1,248.00	.00	.00	.0%
10015480	70430							
	MFD LEASE	1,015.69	1,000.00	1,000.00	585.52	1,000.00	1,000.00	.0%
10015480	70510							
	RepMaint B	58,090.14	70,000.00	70,000.00	31,889.00	70,000.00	70,000.00	.0%
10015480	70510	15000						
	RepMaint B	5,461.32	.00	.00	15,451.26	14,769.58	.00	.0%
10015480	70520							
	RepMaint V	776.94	3,000.00	3,000.00	2,691.47	3,500.00	4,000.00	33.3%
10015480	70530							
	RepMaint O	.00	.00	.00	85.75	85.75	.00	.0%
10015480	70540							
	RepMt Othr	46,103.87	50,000.00	50,000.00	38,886.52	50,000.00	50,000.00	.0%
10015480	70611							
	PrintBind	101.54	50.00	50.00	.00	50.00	50.00	.0%
10015480	70631							
	Dues	1,129.88	1,000.00	1,000.00	400.00	1,000.00	1,000.00	.0%
10015480	70632							
	Pro Develp	929.11	2,000.00	2,000.00	230.00	1,000.00	1,000.00	-50.0%
10015480	70641							
	Temp Sv	.00	10,000.00	.00	3,840.00	10,000.00	10,000.00	.0%
10015480	70649							
	Car Wash	.00	42.00	42.00	.00	42.00	42.00	.0%
10015480	70690							
	Purch Serv	90,944.27	90,000.00	90,000.00	68,274.92	90,000.00	90,000.00	.0%
10015480	70702							
	WC Prem	3,187.82	3,008.32	3,008.32	3,008.32	3,008.32	3,469.69	15.3%
10015480	70703							
	Liab Prem	4,225.57	4,953.44	4,953.44	4,953.44	4,953.44	6,082.46	22.8%
10015480	70704							
	Prop In Pr	3,457.71	3,507.49	3,507.49	3,507.49	3,507.49	4,598.74	31.1%
10015480	70712							
	WC Claim	20,989.46	17,503.75	17,503.75	17,503.75	17,503.75	21,429.64	22.4%
10015480	70713							
	Liab Claim	1,399.30	1,186.69	1,186.69	1,186.69	1,186.69	1,503.83	26.7%
10015480	70714							
	Prop Claim	1,574.21	1,186.69	1,186.69	1,186.69	1,186.69	1,503.83	26.7%
10015480	70720							
	Ins Admin	3,372.01	2,947.78	2,947.78	2,947.78	2,947.78	3,231.49	9.6%
10015480	71010							
	Off Supp	1,555.91	1,500.00	1,500.00	386.72	1,500.00	1,500.00	.0%
10015480	71017							
	Postage	170.61	300.00	300.00	4.17	200.00	200.00	-33.3%
10015480	71024							
	Janit Supp	6,216.36	4,000.00	4,000.00	4,601.32	6,500.00	6,500.00	62.5%



# CITY OF BLOOMINGTON, IL

## NEXT YEAR / CURRENT YEAR BUDGET ANALYSIS

ACCOUNTS FOR:		2023	2024	2024	2024	2024	2025	PCT
		ACTUAL	ORIG BUD	REVISED BUD	ACTUAL	PROJECTION	ADOPTED	CHANGE
10015480	71030 UniformSup	114.95	500.00	500.00	.00	500.00	500.00	.0%
10015480	71035 SafeEquip	.00	8,000.00	8,000.00	7,759.20	8,000.00	800.00	-90.0%
10015480	71070 Fuel	3,853.22	4,323.00	4,323.00	3,038.70	5,000.00	5,500.00	27.2%
10015480	71080 Maint Supp	4,673.94	3,000.00	3,000.00	6,906.62	10,000.00	7,500.00	150.0%
10015480	71085 Rock Salt	.00	500.00	-7,500.00	.00	500.00	500.00	-106.7%
10015480	71310 Natural Gs	9,640.67	12,000.00	12,000.00	2,125.74	7,500.00	10,000.00	-16.7%
10015480	71320 Electricity	190,238.84	180,000.00	180,000.00	169,761.64	264,000.00	275,000.00	52.8%
10015480	71330 Water	39,765.42	40,000.00	40,000.00	31,469.43	40,000.00	53,200.00	33.0%
10015480	71340 Telecom	1,965.28	1,800.00	1,800.00	1,815.29	2,000.00	2,000.00	11.1%
10015480	71420 Periodicls	824.65	.00	.00	.00	.00	.00	.0%
10015480	72130 CO Lcn Veh	.00	.00	65,370.00	65,370.00	65,370.00	.00	.0%
10015480	72140 CO Other	.00	.00	.00	.00	.00	26,520.00	.0%
10015480	73401 Lease Prin	10,272.95	.00	.00	.00	.00	.00	.0%
10015480	73701 Lease Int	66.64	.00	.00	.00	.00	.00	.0%
TOTAL Facilities Maintenance		1,090,815.48	1,152,836.16	1,172,206.16	936,171.87	1,296,406.91	1,427,402.68	21.8%
TOTAL REVENUE		.00	-500.00	-500.00	-5.20	.00	.00	-100.0%
TOTAL EXPENSE		1,090,815.48	1,153,336.16	1,172,706.16	936,177.07	1,296,406.91	1,427,402.68	21.7%
GRAND TOTAL		1,090,815.48	1,152,836.16	1,172,206.16	936,171.87	1,296,406.91	1,427,402.68	21.8%

# CITY OF BLOOMINGTON, IL

## PROJECTION 20255 / BUDGET ENTRY FUTURE YRS REPORT

ORG	OBJECT PROJ	DESC	2026	2027	2028	2029
10015480		Facilities Maintenance				
10015480	57990	Misc Rev	-500.00	-500.00	-500.00	-500.00
10015480	61100	Salary FT	528,658.34	547,161.38	566,312.03	586,132.95
10015480	61130	Salary SN	47,858.40	49,533.44	51,267.11	53,061.46
10015480	61150	Salary OT	12,751.20	13,197.49	13,659.40	14,137.48
10015480	62100	Dental Enh	1,725.00	1,725.00	1,725.00	1,725.00
10015480	62109	ENH HMO	7,010.85	7,361.39	7,729.46	8,115.94
10015480	62110	Group Life	476.00	476.00	476.00	476.00
10015480	62111	Enh Vision	338.00	338.00	338.00	338.00
10015480	62113	BCBS 60/12	61,083.75	64,137.94	67,344.83	70,712.08
10015480	62114	BCBS HSA	13,672.05	14,355.65	15,073.44	15,827.11
10015480	62115	RHS Contrb	5,000.00	5,000.00	5,000.00	5,000.00
10015480	62116	HSA City	2,000.00	2,000.00	2,000.00	2,000.00
10015480	62120	IMRF	42,717.56	44,212.67	45,760.11	47,361.72
10015480	62130	FICA	34,714.94	35,929.96	37,187.51	38,489.07
10015480	62140	Medicare	8,122.68	8,406.97	8,701.22	9,005.76
10015480	62170	UniformAll	2,400.00	2,400.00	2,400.00	2,400.00
10015480	62330	LIUNA Pen	936.00	936.00	936.00	936.00
10015480	62990	Othr Ben	1,020.00	1,020.00	1,020.00	1,020.00
10015480	70050	Eng Sv	26,250.00	27,562.50	28,940.63	30,387.66
10015480	70430	MFD LEASE	1,050.00	1,102.50	1,157.63	1,215.51
10015480	70510	RepMaint B	73,500.00	77,175.00	81,033.75	85,085.44
10015480	70520	RepMaint V	5,253.00	5,410.59	5,572.91	5,740.09
10015480	70540	RepMt Othr	52,500.00	55,125.00	57,881.25	60,775.31
10015480	70611	PrintBind	52.50	55.13	57.88	60.78
10015480	70631	Dues	1,050.00	1,102.50	1,157.63	1,215.51
10015480	70632	Pro Develp	1,050.00	1,102.50	1,157.63	1,215.51
10015480	70641	Temp Sv	10,500.00	11,025.00	11,576.25	12,155.06
10015480	70649	Car Wash	44.10	46.31	48.62	51.05
10015480	70690	Purch Serv	94,500.00	99,225.00	104,186.25	109,395.56
10015480	70702	WC Prem	3,573.78	3,680.99	3,791.42	3,905.16
10015480	70703	Liab Prem	6,264.94	6,452.89	6,646.47	6,845.87
10015480	70704	Prop In Pr	4,736.70	4,878.80	5,025.17	5,175.92
10015480	70712	WC Claim	22,072.53	22,734.70	23,416.74	24,119.25
10015480	70713	Liab Claim	1,548.95	1,595.42	1,643.28	1,692.58
10015480	70714	Prop Claim	1,548.95	1,595.42	1,643.28	1,692.58
10015480	70720	Ins Admin	3,328.43	3,428.28	3,531.13	3,637.07
10015480	71010	Off Supp	1,575.00	1,653.75	1,736.44	1,823.26
10015480	71017	Postage	210.00	220.50	231.53	243.10
10015480	71024	Janit Supp	6,825.00	7,166.25	7,524.56	7,900.79
10015480	71030	UniformSup	525.00	551.25	578.81	607.75
10015480	71035	SafeEquip	800.00	800.00	800.00	800.00
10015480	71070	Fuel	7,894.95	8,131.80	8,375.75	8,627.03
10015480	71080	Maint Supp	7,875.00	8,268.75	8,682.19	9,116.30
10015480	71085	Rock Salt	525.00	551.25	578.81	607.75
10015480	71310	Natural Gs	10,500.00	11,025.00	11,576.25	12,155.06
10015480	71320	Electricity	288,750.00	303,187.50	318,346.88	334,264.22
10015480	71330	Water	70,756.00	94,105.48	97,869.70	101,784.49
10015480	71340	Telecom	2,100.00	2,205.00	2,315.25	2,431.01
10015480	72130	CO Lcn Veh	70,600.00	113,450.00	75,829.00	.00

# CITY OF BLOOMINGTON, IL

## PROJECTION 20255 / BUDGET ENTRY FUTURE YRS REPORT

ORG	OBJECT PROJ	DESC	2026	2027	2028	2029
10015480	72140	CO other	.00	.00	52,896.00	.00
TOTAL 10015480 Facilities Maint			1,547,744.60	1,672,306.95	1,752,239.20	1,690,965.24
TOTAL REVENUE			-500.00	-500.00	-500.00	-500.00
TOTAL EXPENSE			1,548,244.60	1,672,806.95	1,752,739.20	1,691,465.24
GRAND TOTAL			1,547,744.60	1,672,306.95	1,752,239.20	1,690,965.24

# GOVERNMENT CENTER 10015485



## Purpose

- Located at 115 E. Washington, the Government Center building is shared by both the City and McLean County. The City Clerk and the new “HUB” (Floor 1), Community Development (Floor 2), Human Resources, Finance and Information Services (Floor 3), Administration and Legal (Floor 4) offices are located in this building. The Government Center is a 126,300 square-foot building. The City occupies 63,150 square feet of space.
- The Government Center is a leased building. The lease runs until December 31, 2034 and is split equally with McLean County who shares the building. The City does not have any direct ownership in the building. The owner is the McLean County Public Building Commission. The lease with McLean County Public Building Commission was entered into on November 20, 2001 and amended on December 12, 2003, October 4, 2005, January 9, 2012, November 1, 2013 and July 27, 2015. The lease calls for both a rent payment and a maintenance and operations payments to be made to the McLean County Public Building Commission each year.

## FY 2025 Budget & Program Highlights

- The maintenance and operations payment varies annually. The County operates and maintains the building for the McLean County Public Building Commission. The County determines a budget each year around November or December. The Commission approves this budget and distributes the cost evenly between the County and the City. For FY 2025, the maintenance and operations portion of the lease is budgeted at \$1,518,199. Maintenance and operation expenses include janitorial service, repairs, and utility services in the Government Center.
- In FY 2024, the City's portion of the annual lease, maintenance, and operations payments equates to a cost of \$12.02 per square foot.
- The County has included the following items in their 2024 Budget. Some items were at the City's request.
  - Cooling units for COB IT rooms - \$80,000
  - Modernization of center elevator - \$400,000
  - Boiler replacements - \$260,000
  - Engineering study of water pipes - \$125,000
  - Water pipe repairs/upgrades - \$500,000
  - Expenses related to the spatial study - \$287,500
  - Ductwork cleaning and sealing - \$150,000
  - LED lighting upgrades - \$35,000
  - Security cameras and upgrades - \$200,000

## **What We Accomplished in FY 2024**

Continued the relocation of multiple department offices among existing City facilities, which includes reconfiguration and better utilization of existing City space to avoid the need to construct new facilities or purchase new property. Updated the City Council Dias to better configure to Council/Other Meetings including an update to technology for video streaming meetings.

# CITY OF BLOOMINGTON, IL

## NEXT YEAR / CURRENT YEAR BUDGET ANALYSIS

PROJECTION: 20255 FY 2025 BUDGET MASTER LEVEL 5									
ACCOUNTS FOR:									
			2023 ACTUAL	2024 ORIG BUD	2024 REVISED BUD	2024 ACTUAL	2024 PROJECTION	2025 ADOPTED	PCT CHANGE
Gov Center Bldg Maint									
10015485 70425	RepMaint B		12,300.00	.00	.00	.00	.00	.00	.0%
10015485 70510	RepMaint B		519,647.00	1,077,945.00	1,077,945.00	1,077,945.00	1,077,945.00	1,518,199.00	40.8%
TOTAL Gov Center Bldg Maint			531,947.00	1,077,945.00	1,077,945.00	1,077,945.00	1,077,945.00	1,518,199.00	40.8%
	TOTAL REVENUE		.00	.00	.00	.00	.00	.00	.0%
	TOTAL EXPENSE		531,947.00	1,077,945.00	1,077,945.00	1,077,945.00	1,077,945.00	1,518,199.00	40.8%
	GRAND TOTAL		531,947.00	1,077,945.00	1,077,945.00	1,077,945.00	1,077,945.00	1,518,199.00	40.8%

# CITY OF BLOOMINGTON, IL

## PROJECTION 20255 / BUDGET ENTRY FUTURE YRS REPORT

ORG	OBJECT PROJ	DESC	2026	2027	2028	2029
10015485	Gov Center					
10015485	70510	RepMaint B	1,012,250.00	1,100,000.00	600,000.00	625,000.00
TOTAL	10015485	Gov Center	1,012,250.00	1,100,000.00	600,000.00	625,000.00
TOTAL	REVENUE		.00	.00	.00	.00
TOTAL	EXPENSE		1,012,250.00	1,100,000.00	600,000.00	625,000.00
GRAND	TOTAL		1,012,250.00	1,100,000.00	600,000.00	625,000.00

# PARKING DEPARTMENT

## 10015490



### Purpose

The City currently owns two parking decks and four surface lots. We also manage the Abraham Lincoln Parking Deck and Government Center surface lot for the Public Building Commission.

The Parking budget accounts for operations and maintenance of the Market Street Parking Deck, Arena Parking Deck, Major Butler surface lot, Douglas Surface Lots A, B & C and Government Center surface lot. This budget accounts for all parking and enforcement operations.

- Market Street Parking Deck – Built in 1974, this facility has 550 parking spaces. Repairs completed in 2013 were expected to extend the useful life of the garage about 10 years. Since 2013, a few minor maintenance projects have been completed, but no additional structural repairs have been done. Some structural repairs of the garage are expected to be finished during the beginning of calendar year 2023. A replacement plan for the garage is in process.
- Arena Parking Deck – Built in 2005 in conjunction with the Bloomington Arena, this facility has 260 parking spaces. Serious structural defects were discovered during the City's facility study. The defects were addressed in 2014 and the facility is currently rated in good condition.
- Major Butler Surface Lot – There are 71 parking spaces within the lot. Monthly parking was eliminated in January 2011 and brought back in July 2015. The lot was also converted to free four-hour parking in all areas except the rental spaces at that time.
- Douglas Surface Lots A, B & C – The City acquired these three lots from Frontier Communications during FY 2019. Lot A has 34 parking spaces and is still being used by Frontier Communication employees in accordance with the purchase agreement. There are 40 spaces in Lot B, which are primarily used by tenants of the Douglas Apartments. Lot C has 58 parking spaces and is primarily used by BCPA patrons.
- Government Center Surface Lot – There are 96 parking spaces within the lot. The lot is primarily used for customers doing business in the Government Center as well as City and County employees who are attending meetings in the downtown area. Eight spaces are reserved for M-Plate vehicles and the remaining spaces are for general parking with a 2-hour time limit.
- Parking Enforcement – Enforcement of time limits, handicap parking and other City parking codes are performed by the four parking enforcement staff.

### FY 2025 Budget & Program Highlights

- Perform routine, general maintenance of parking facilities to ensure safe and efficient operations.
- Continue the evaluation of T2 Collection Services to determine if other methods are needed to collect the outstanding parking citation revenues owed to the City.
- Operate the parking decks and lots to provide Downtown residents and facilities a clean and safe place to park their vehicles.



## What We Accomplished in FY 2024

- Performed routine, general maintenance of parking facilities to ensure safe and efficient operations.
- Continued the evaluation of T2 Collection Services to determine if other methods are needed to collect the outstanding parking citation revenues owed to the City.
- Completed structural and safety improvements to the Market Street Garage.

## Authorization

The Parking Division and its related activities have been codified in Chapter 29 of the City Code.

## Funding Source

- Fees are collected for parking in the parking deck, and fines are assessed for parking violations issued in Downtown Bloomington. Collection of fees and many parking violations continue to be an ongoing problem.
- The City offers a portion of the Market Street Parking Deck, Arena Parking Deck, Major Butler Surface Lot, and Douglas Lots A, B, and C for timed general public parking as well as reserved monthly parking. Monthly parking passes are available to the general public at a current rate of \$50 per month. All facilities are open for free general parking on Saturdays, Sundays, and holidays and after 6:00 PM on weekdays.
- Multiple parking spaces in Downtown Bloomington have time limits. Four parking enforcement staff patrol Downtown Bloomington to monitor compliance with regulations. The City issues parking violations for vehicles which exceed the time limits. The fines for these infractions range from \$10 to \$25 per violation.

### Parking Facilities

Parking Facility	Total Spaces	Lease Spaces	Currently Leased	Available for Lease
Market Street Garage	550	492	0	0
Arena Garage	260	122	11	111
Major Butler Lot	71	18	6	12
Douglas Lot A	34	0	N/A	N/A
Douglas Lot B	40	38	1	37
Douglas Lot C	58	0	N/A	N/A

## Challenges

- Aging Infrastructure – The Market Street Parking facility underwent major repairs in 2010 and 2013. Current repairs are estimated to extend the useful life of the facility another 3-5 years. A replacement plan for this garage in Downtown Bloomington is underway.
- Encouraging customers to purchase monthly passes for the parking facilities instead of parking on the street and risk citations continues to be a challenge. This is shown by the large quantity of outstanding citations. Since there doesn't appear to be a consequence for not paying parking citations, customers choose to park in the street and ignore the citations. The T2 Collections agreement may resolve some of these issues.

## **Downtown Parking Policy**

Over the years, parking in downtown (street and parking facilities) has been handled as the perceived need dictated at the time. Length of time on the streets, parking meters and public parking facilities are in a constant state of flux. In early 2010, Farr Associates, as part of their proposed strategic plan for Downtown, provided the City with a parking policy framework (<https://www.bloomingtonil.gov/Home/ShowDocument?id=9105>) to guide an overall plan for parking in the downtown. The plan has three major parts:

1. Shift to an emphasis on public, rather than private, parking in support of a vibrant Downtown
2. Use performance-targets to manage existing parking spaces
3. Convert excess parking revenues into Downtown improvements

Implementation of the plan requires some evaluation and potential City Code changes, which require Council approval.

# CITY OF BLOOMINGTON, IL

## NEXT YEAR / CURRENT YEAR BUDGET ANALYSIS

ACCOUNTS FOR:			PROJECTION: 20255 FY 2025 BUDGET MASTER LEVEL 5					FOR PERIOD 12	
			2023	2024	2024	2024	2024	2025	PCT
Parking Operations			ACTUAL	ORIG BUD	REVISED BUD	ACTUAL	PROJECTION	ADOPTED	CHANGE
10015490 54430	Fac Rntl	-26,218.07	-15,316.65	-15,316.65	-10,211.12	-15,316.65	-10,211.10	-33.3%	
10015490 54520	MPkg Fee	-7,273.25	-7,200.00	-7,200.00	-84,619.53	-100,000.00	-100,000.00	1288.9%	
10015490 54530	OPkg Fee	-7,430.21	-7,000.00	-7,000.00	-4,765.73	-6,633.00	-7,000.00	.0%	
10015490 55010	PkgViolate	-111,244.07	-120,000.00	-120,000.00	-93,103.78	-122,043.33	-120,000.00	.0%	
10015490 57114	Equip Sale	.00	.00	.00	-8,203.00	-8,203.00	.00	.0%	
10015490 57420	PropDamClm	-873.10	.00	.00	-825.90	-825.90	.00	.0%	
10015490 57990	Misc Rev	-188.52	.00	.00	.00	.00	.00	.0%	
10015490 61100	Salary FT	167,774.95	182,542.00	182,542.00	144,046.80	205,000.00	251,693.00	37.9%	
10015490 61130	Salary SN	.00	10,240.00	.00	.00	.00	.00	.0%	
10015490 61150	Salary OT	185.63	11,008.00	11,008.00	274.49	500.00	1,000.00	-90.9%	
10015490 61190	Othr Salry	5,441.89	.00	.00	5,393.76	5,393.76	.00	.0%	
10015490 62100	Dental Enh	626.29	579.00	579.00	548.02	894.23	772.00	33.3%	
10015490 62109	ENH HMO	.00	.00	.00	278.18	.00	.00	.0%	
10015490 62110	Group Life	253.60	272.00	272.00	201.22	325.54	340.00	25.0%	
10015490 62111	Enh Vision	200.82	204.00	204.00	158.10	250.05	204.00	.0%	
10015490 62113	BCBS 60/12	13,525.56	13,912.00	13,912.00	12,810.44	20,172.67	36,098.00	159.5%	
10015490 62117	DentalPPO	.00	.00	.00	20.88	.00	.00	.0%	
10015490 62120	IMRF	14,899.61	13,125.00	13,125.00	10,199.40	15,952.53	19,493.00	48.5%	
10015490 62130	FICA	10,578.49	12,441.00	12,441.00	8,945.84	13,029.10	16,363.00	31.5%	
10015490 62140	Medicare	2,473.91	2,912.00	2,912.00	2,092.15	3,035.93	3,829.00	31.5%	
10015490 62170	UniformAll	2,400.00	1,400.00	1,400.00	2,400.00	2,400.00	2,400.00	71.4%	
10015490 62330	LIUNA Pen	2,567.31	2,808.00	2,808.00	1,868.71	2,736.37	2,808.00	.0%	
10015490 62990	Othr Ben	7,327.57	4,080.00	4,080.00	2,223.91	3,046.35	2,820.00	-30.9%	
10015490 70050	Eng Sv	.00	25,000.00	25,000.00	4,794.34	20,000.00	20,000.00	-20.0%	
10015490 70095	CC Fees	5,337.52	5,000.00	5,000.00	3,610.99	6,500.00	6,500.00	30.0%	
10015490 70220	Oth PT sv	28,230.00	40,000.00	40,000.00	29,975.00	35,000.00	35,000.00	-12.5%	
10015490 70510	RepMaint B	12,112.00	50,000.00	40,870.00	9,646.03	25,000.00	25,000.00	-38.8%	
10015490 70520	RepMaint V	6,368.30	5,500.00	5,500.00	4,179.53	5,000.00	6,200.00	12.7%	
10015490 70540	RepMt Othr	2,445.06	2,500.00	2,500.00	964.94	2,500.00	2,500.00	.0%	
10015490 70611	PrintBind	2,608.28	1,500.00	1,500.00	1,711.18	2,500.00	2,500.00	66.7%	
10015490 70632	Pro Develp	.00	.00	.00	.00	.00	5,000.00	.0%	
10015490 70649	Car Wash	151.00	112.00	112.00	45.00	112.00	112.00	.0%	
10015490 70690	Purch Serv	17,558.94	15,000.00	15,000.00	15,387.70	17,500.00	17,500.00	16.7%	
10015490 70702	WC Prem	1,601.73	1,276.30	1,276.30	1,276.30	1,276.30	1,678.18	31.5%	
10015490 70703	Liab Prem	2,123.15	2,101.53	2,101.53	2,101.53	2,101.53	2,941.91	40.0%	
10015490 70704	Prop Prem	1,737.33	1,488.08	1,488.08	1,488.08	1,488.08	2,224.27	49.5%	
10015490 70712	WC Claim	27,082.14	11,524.33	11,524.33	11,524.33	11,524.33	9,840.07	-14.6%	
10015490 70713	Liab Claim	1,805.48	781.31	781.31	781.31	781.31	690.53	-11.6%	
10015490 70714	Prop Claim	2,031.16	781.31	781.31	781.31	781.31	690.53	-11.6%	
10015490 70720	Ins Admin	1,694.28	1,250.62	1,250.62	1,250.62	1,250.62	1,562.97	25.0%	
10015490 71010	Off Supp	2,473.17	1,000.00	1,000.00	1,957.53	2,500.00	6,000.00	500.0%	
10015490 71017	Postage	3,359.17	3,500.00	3,500.00	3,224.88	3,500.00	3,500.00	.0%	
10015490 71024	Janit Supp	283.02	1,000.00	1,000.00	395.17	1,000.00	1,000.00	.0%	
10015490 71030	UniformSup	329.98	500.00	500.00	.00	500.00	500.00	.0%	

# CITY OF BLOOMINGTON, IL

## NEXT YEAR / CURRENT YEAR BUDGET ANALYSIS

PROJECTION: 20255 FY 2025 BUDGET MASTER LEVEL 5							FOR PERIOD 12		
ACCOUNTS FOR:			2023	2024	2024	2024	2024	2025	PCT
			ACTUAL	ORIG BUD	REVISED BUD	ACTUAL	PROJECTION	ADOPTED	CHANGE
Parking Operations									
10015490	71035	SafeEquip	.00	2,000.00	2,000.00	1,939.80	2,000.00	2,000.00	.0%
10015490	71070	Fuel	5,936.25	8,253.00	8,253.00	3,909.72	6,312.00	7,665.00	-7.1%
10015490	71080	Maint Supp	1,263.00	3,000.00	3,000.00	860.74	1,500.00	3,000.00	.0%
10015490	71085	Rock Salt	.00	30,000.00	30,000.00	.00	10,000.00	30,000.00	.0%
10015490	71190	Other Supp	.00	.00	.00	.00	.00	3,000.00	.0%
10015490	71320	Electricity	50,269.24	50,000.00	50,000.00	36,590.65	55,000.00	55,000.00	10.0%
10015490	71330	Water	5,551.00	6,000.00	6,000.00	4,273.43	6,000.00	7,980.00	33.0%
10015490	71340	Telecom	12,076.20	12,000.00	12,000.00	8,874.61	13,000.00	13,000.00	8.3%
10015490	72130	CO Lcn Veh	36,918.88	.00	22,985.54	22,985.54	22,985.54	.00	.0%
10015490	73401	Lease Prin	51,490.87	49,996.80	49,996.80	34,838.98	49,996.80	46,837.30	-6.3%
10015490	73701	Lease Int	13,719.99	11,461.48	11,461.48	7,884.39	11,461.48	9,367.37	-18.3%
10015490	79150	Bad Debt	-50.00	.00	.00	.00	.00	.00	.0%
10015490	79990	Othr Exp	13.00	.00	.00	.00	.00	.00	.0%
10015490	89307	To 04 MPBd	313,404.73	307,785.54	307,785.54	307,785.54	307,785.54	.00	.0%
TOTAL Parking Operations			684,953.28	756,318.65	759,934.19	514,772.01	646,571.49	429,399.03	-43.5%
TOTAL REVENUE			-153,227.22	-149,516.65	-149,516.65	-201,729.06	-253,021.88	-237,211.10	58.7%
TOTAL EXPENSE			838,180.50	905,835.30	909,450.84	716,501.07	899,593.37	666,610.13	-26.7%
GRAND TOTAL			684,953.28	756,318.65	759,934.19	514,772.01	646,571.49	429,399.03	-43.5%

# CITY OF BLOOMINGTON, IL

## PROJECTION 20255 / BUDGET ENTRY FUTURE YRS REPORT

ORG	OBJECT PROJ	DESC	2026	2027	2028	2029
10015490	Parking Operations					
10015490	54430	Fac Rntl	.00	.00	.00	.00
10015490	54520	MPkg Fee	-105,000.00	-110,250.00	-115,762.50	-121,550.63
10015490	54530	OPkg Fee	-7,350.00	-7,717.50	-8,103.38	-8,508.54
10015490	55010	PkgViolate	-132,000.00	-145,200.00	-159,720.00	-175,692.00
10015490	61100	Salary FT	260,502.26	269,619.83	279,056.53	288,823.51
10015490	61150	Salary OT	1,035.00	1,071.23	1,108.72	1,147.52
10015490	62100	Dental Enh	772.00	772.00	772.00	772.00
10015490	62110	Group Life	340.00	340.00	340.00	340.00
10015490	62111	Enh Vision	204.00	204.00	204.00	204.00
10015490	62113	BCBS 60/12	37,902.90	39,798.05	41,787.95	43,877.34
10015490	62120	IMRF	20,175.26	20,881.39	21,612.24	22,368.67
10015490	62130	FICA	16,935.71	17,528.45	18,141.95	18,776.92
10015490	62140	Medicare	3,963.02	4,101.72	4,245.28	4,393.87
10015490	62170	UniformAll	2,400.00	2,400.00	2,400.00	2,400.00
10015490	62330	LIUNA Pen	2,808.00	2,808.00	2,808.00	2,808.00
10015490	62990	Othr Ben	2,820.00	2,820.00	2,820.00	2,820.00
10015490	70050	Eng Sv	21,000.00	22,050.00	23,152.50	24,310.13
10015490	70095	CC Fees	6,825.00	7,166.25	7,524.56	7,900.79
10015490	70220	Oth PT Sv	36,750.00	38,587.50	40,516.88	42,542.72
10015490	70510	RepMaint B	26,250.00	27,562.50	28,940.63	30,387.66
10015490	70520	RepMaint V	6,386.00	6,577.58	6,774.91	6,978.15
10015490	70540	RepMt Othr	2,625.00	2,756.25	2,894.06	3,038.77
10015490	70611	PrintBind	2,625.00	2,756.25	2,894.06	3,038.77
10015490	70632	Pro Develp	5,250.00	5,512.50	5,788.13	6,077.53
10015490	70649	Car Wash	117.60	123.48	129.65	136.14
10015490	70690	Purch Serv	18,375.00	19,293.75	20,258.44	21,271.36
10015490	70702	WC Prem	1,728.53	1,780.39	1,833.80	1,888.81
10015490	70703	Liab Prem	3,030.17	3,121.07	3,214.70	3,311.14
10015490	70704	Prop Prem	2,291.00	2,359.73	2,430.52	2,503.44
10015490	70712	WC Claim	10,135.27	10,439.33	10,752.51	11,075.09
10015490	70713	Liab Claim	711.25	732.58	754.56	777.20
10015490	70714	Prop Claim	711.25	732.58	754.56	777.20
10015490	70720	Ins Admin	1,609.86	1,658.16	1,707.90	1,759.14
10015490	71010	Off Supp	2,100.00	2,205.00	2,315.25	2,431.01
10015490	71017	Postage	3,675.00	3,858.75	4,051.69	4,254.27
10015490	71024	Janit Supp	1,050.00	1,102.50	1,157.63	1,215.51
10015490	71030	UniformSup	525.00	551.25	578.81	607.75
10015490	71035	SafeEquip	2,100.00	2,205.00	2,315.25	2,431.01
10015490	71070	Fuel	7,894.95	8,131.80	8,375.75	8,627.03
10015490	71080	Maint Supp	3,150.00	3,307.50	3,472.88	3,646.52
10015490	71085	Rock Salt	31,500.00	33,075.00	34,728.75	36,465.19
10015490	71190	Other Supp	3,150.00	3,307.50	3,472.88	3,646.52
10015490	71320	Electricity	57,750.00	60,637.50	63,669.38	66,852.84
10015490	71330	Water	10,613.40	14,115.82	14,680.45	15,267.67
10015490	71340	Telecom	13,650.00	14,332.50	15,049.13	15,801.58
10015490	72130	CO Lcn Veh	41,467.00	68,544.00	56,753.00	.00
10015490	73401	Lease Prin	48,954.86	51,168.16	53,481.51	32,307.24
10015490	73701	Lease Int	7,249.83	5,036.57	2,723.20	478.84

# CITY OF BLOOMINGTON, IL

## PROJECTION 20255 / BUDGET ENTRY FUTURE YRS REPORT

ORG	OBJECT PROJ	DESC	2026	2027	2028	2029
TOTAL	10015490	Parking Operations	486,759.12	523,965.92	518,858.72	444,787.68
TOTAL	REVENUE		-244,350.00	-263,167.50	-283,585.88	-305,751.17
TOTAL	EXPENSE		731,109.12	787,133.42	802,444.60	750,538.85
GRAND	TOTAL		486,759.12	523,965.92	518,858.72	444,787.68

# PUBLIC WORKS GENERAL FUND DIVISIONS

## Purpose

Public Works is a diverse department in the City of Bloomington. Within the General Fund, the department provides street maintenance and snow/ice removal which are all supported by public works administration.

**Public Works Administration (10016110)** includes managing employees, providing customer service, performing office tasks, researching, establishing policies and procedures, and recordkeeping in order to support the efforts of the Public Works Division.

**Street Maintenance (10016120)** funds are used to provide general street upkeep, which includes major and minor patching, repairing potholes, traffic line painting and patching and repairing streets after water line and sewer lateral excavations. Street resurfacing and reconstructing is included in the Capital Improvement (Asphalt & Concrete) Fund.

**Snow & Ice Removal (10016124)** operations include plowing and treating City streets, alleys, and parking lots to maintain safe roadways for residents and to keep commerce moving.

## FY 2025 Budget & Program Highlights

- Patch and preserve roadways to extend their life.
- Work on repairing water and contractor ditches, traffic line painting, grinding, replacing concrete street panels, and grinding and using hot asphalt for the permanent pothole patching program.
- Work with DOES Department for the continued need for hammerheads and turn around on new additions to subdivisions due to large equipment use.
- Maintain sign shop inventory in compliance with federal requirements and replace aging streets signs.
- Perform duties related to special events.
- Provide traffic control installation.
- Use salt brine and rock salt for treating streets for snow and ice removal.
- Continue to research efficient ways to remove snow and ice.
- Continue to implement Complete Streets.
- Utilize optimization software to prioritize street maintenance.

## What We Accomplished in FY 2024

- Continued emphasis on citizen input, education of citizens and customer service.
- Continued using the road construction notification system that uses an interactive GIS map, SMS, and email to notify the public and other departments and agencies when there is a traffic delay, lane closure, or road closure as a result of City construction work.
- Patched and preserved roadways to extend their life.
- Worked on repairing water and contractor ditches, traffic line painting, grinding, replacing concrete street panels, and grinding and using hot asphalt for the permanent pothole patching program.
- Ensure sign shop inventory in compliance with federal requirements and replaced aging streets signs.

- Performed duties related to special events.
- Removed snow and ice.
- Used salt brine and rock salt for treating streets.
- Researched efficient ways to remove snow and ice.
- Televised and assessed combination and sanitary sewers, resulting in the assessment of approximately 80 percent of the 335 miles of combination and sanitary sewer since 2012.

## **Challenges**

- Public Works is continuing to backfill positions to become fully staffed. The Department will continue to find ways to increase staff efficiency using new technologies, updating processes, and hiring seasonal staff.
- Though the situation has recently improved, Public Works continues to operate with limited resources. Public Works divisions are operating at resource levels equivalent to the resource levels that followed the Great Recession in 2009. Public Works is conscious of budgetary issues and has continued to work with other departments, the Council, and the public to accomplish Council directives, while keeping up with daily operations as the city continues to grow.
- Winter weather continues to be challenging, especially when Central Illinois receives an abnormal number of ice and snow events.
- Limited hours on snow and ice removal.



# CITY OF BLOOMINGTON, IL

## NEXT YEAR / CURRENT YEAR BUDGET ANALYSIS

ACCOUNTS FOR:			PROJECTION: 20255 FY 2025 BUDGET MASTER LEVEL 5					FOR PERIOD 12	
			2023	2024	2024	2024	2024	2025	PCT
Public Works Administration			ACTUAL	ORIG BUD	REVISED BUD	ACTUAL	PROJECTION	ADOPTED	CHANGE
10016110	61100	Salary FT	255,134.29	262,772.00	262,772.00	219,419.02	340,000.00	403,217.00	53.4%
10016110	61150	Salary OT	21.12	1,500.00	1,500.00	22.83	25.00	200.00	-86.7%
10016110	62100	Dental Enh	1,515.44	1,562.00	1,562.00	938.66	1,422.00	1,424.00	-8.8%
10016110	62110	Group Life	202.80	204.00	204.00	157.43	241.46	294.00	44.1%
10016110	62111	Enh Vision	414.27	415.00	415.00	275.45	399.55	415.00	.0%
10016110	62113	BCBS 60/12	.00	.00	.00	3,825.24	8,346.01	13,562.00	.0%
10016110	62114	BCBS HSA	31,982.44	32,178.00	32,178.00	16,152.70	19,851.59	14,698.00	-54.3%
10016110	62115	RHS Contrb	3,528.60	4,000.00	4,000.00	2,366.03	2,992.19	3,000.00	-25.0%
10016110	62116	HSA City	5,000.00	3,800.00	3,800.00	-1,310.21	1,089.79	2,400.00	-36.8%
10016110	62117	DentalPPO	.00	.00	.00	56.76	.00	.00	.0%
10016110	62120	IMRF	21,997.88	17,920.00	17,920.00	15,014.35	22,315.14	29,814.00	66.4%
10016110	62130	FICA	14,548.32	15,117.00	15,117.00	12,925.49	18,770.76	24,177.00	59.9%
10016110	62140	Medicare	3,402.34	3,537.00	3,537.00	3,022.94	4,390.02	5,657.00	59.9%
10016110	62150	UnEmpl Ins	-1,515.00	.00	.00	.00	.00	.00	.0%
10016110	62330	LIUNA Pen	938.57	936.00	936.00	643.34	931.34	936.00	.0%
10016110	62990	Othr Ben	2,508.12	3,000.00	3,000.00	2,056.78	3,056.78	3,600.00	20.0%
10016110	70220	Oth PT sv	17,200.00	25,000.00	25,000.00	13,000.00	15,000.00	25,000.00	.0%
10016110	70430	MFD Lease	2,705.62	3,000.00	3,000.00	1,725.01	3,000.00	3,000.00	.0%
10016110	70510	RepMaint B	.00	2,000.00	2,000.00	.00	.00	35,000.00	1650.0%
10016110	70540	RepMt Othr	5,317.51	1,500.00	1,500.00	.00	.00	.00	.0%
10016110	70611	PrintBind	240.00	500.00	500.00	150.00	250.00	3,000.00	500.0%
10016110	70631	Dues	872.00	675.00	675.00	150.00	675.00	675.00	.0%
10016110	70632	Pro Develp	560.00	8,000.00	8,000.00	485.00	2,500.00	2,500.00	-68.8%
10016110	70641	Temp Sv	40,805.27	55,000.00	55,000.00	30,504.83	55,000.00	55,000.00	.0%
10016110	70649	Car wash	81.00	75.00	75.00	27.00	75.00	75.00	.0%
10016110	70690	Purch Serv	.00	31,000.00	31,000.00	.00	5,000.00	5,000.00	-83.9%
10016110	70702	WC Prem	2,780.81	2,132.64	2,132.64	2,132.64	2,132.64	2,348.33	10.1%
10016110	70703	Liab Prem	3,686.05	3,511.55	3,511.55	3,511.55	3,511.55	4,116.69	17.2%
10016110	70704	Prop In Pr	3,016.23	2,486.50	2,486.50	2,486.50	2,486.50	3,112.49	25.2%
10016110	70712	WC Claim	65,417.85	48,322.80	48,322.80	48,322.80	48,322.80	12,745.42	-73.6%
10016110	70713	Liab Claim	4,361.19	3,276.12	3,276.12	3,276.12	3,276.12	894.42	-72.7%
10016110	70714	Prop Claim	4,906.34	3,276.12	3,276.12	3,276.12	3,276.12	894.42	-72.7%
10016110	70720	Ins Admin	2,941.47	2,089.72	2,089.72	2,089.72	2,089.72	2,187.11	4.7%
10016110	71010	Off Supp	2,225.15	3,000.00	3,000.00	4,357.63	5,000.00	3,000.00	.0%
10016110	71017	Postage	1,335.29	2,500.00	2,500.00	821.95	1,500.00	1,500.00	-40.0%
10016110	71024	Janit Supp	23.66	400.00	400.00	.00	200.00	200.00	-50.0%
10016110	71035	SafeEquip	.00	250.00	250.00	200.00	200.00	200.00	-20.0%
10016110	71060	Food	.00	750.00	750.00	.00	.00	.00	.0%
10016110	71070	Fuel	34.12	.00	.00	-.21	-.21	.00	.0%
10016110	71190	Other Supp	.00	300.00	300.00	44.99	.00	.00	.0%
10016110	71340	Telecom	15,995.62	20,000.00	20,000.00	10,861.94	17,500.00	17,500.00	-12.5%
10016110	71420	Periodicls	210.30	350.00	350.00	.00	.00	.00	.0%
10016110	73401	Lease Prin	37,358.75	.00	.00	.00	.00	.00	.0%
10016110	73701	Lease Int	242.61	.00	.00	.00	.00	.00	.0%

# CITY OF BLOOMINGTON, IL

## NEXT YEAR / CURRENT YEAR BUDGET ANALYSIS

PROJECTION: 20255 FY 2025 BUDGET MASTER LEVEL 5							FOR PERIOD 12		
ACCOUNTS FOR:			2023	2024	2024	2024	2024	2025	PCT
			ACTUAL	ORIG BUD	REVISED BUD	ACTUAL	PROJECTION	ADOPTED	CHANGE
Public Works Administration									
10016110 79990	Othr Exp		.00	100.00	100.00	.00	.00	.00	.0%
TOTAL Public Works Administr			551,996.03	566,436.45	566,436.45	402,990.40	594,826.87	681,342.88	20.3%
TOTAL REVENUE			.00	.00	.00	.00	.00	.00	.0%
TOTAL EXPENSE			551,996.03	566,436.45	566,436.45	402,990.40	594,826.87	681,342.88	20.3%
GRAND TOTAL			551,996.03	566,436.45	566,436.45	402,990.40	594,826.87	681,342.88	20.3%

# CITY OF BLOOMINGTON, IL

## PROJECTION 20255 / BUDGET ENTRY FUTURE YRS REPORT

ORG	OBJECT PROJ	DESC	2026	2027	2028	2029
10016110	Public Works Administration					
10016110	61100	Salary FT	417,329.60	431,936.13	447,053.90	462,700.78
10016110	61150	Salary OT	207.00	214.25	221.74	229.50
10016110	62100	Dental Enh	1,424.00	1,424.00	1,424.00	1,424.00
10016110	62110	Group Life	294.00	294.00	294.00	294.00
10016110	62111	Enh Vision	415.00	415.00	415.00	415.00
10016110	62113	BCBS 60/12	14,240.10	14,952.11	15,699.71	16,484.70
10016110	62114	BCBS HSA	15,432.90	16,204.55	17,014.77	17,865.51
10016110	62115	RHS Contrb	3,000.00	3,000.00	3,000.00	3,000.00
10016110	62116	HSA City	2,400.00	2,400.00	2,400.00	2,400.00
10016110	62120	IMRF	30,857.49	31,937.50	33,055.31	34,212.25
10016110	62130	FICA	25,023.20	25,899.01	26,805.47	27,743.66
10016110	62140	Medicare	5,855.00	6,059.92	6,272.02	6,491.54
10016110	62330	LIUNA Pen	936.00	936.00	936.00	936.00
10016110	62990	Othr Ben	3,600.00	3,600.00	3,600.00	3,600.00
10016110	70220	Oth PT Sv	25,000.00	25,000.00	25,000.00	25,000.00
10016110	70430	MFD Lease	3,000.00	3,000.00	3,000.00	3,000.00
10016110	70510	RepMaint B	35,000.00	35,000.00	35,000.00	35,000.00
10016110	70611	PrintBind	3,000.00	3,000.00	3,000.00	3,000.00
10016110	70631	Dues	675.00	675.00	675.00	675.00
10016110	70632	Pro Develp	8,000.00	8,000.00	8,000.00	8,000.00
10016110	70641	Temp Sv	55,000.00	55,000.00	55,000.00	55,000.00
10016110	70649	Car Wash	75.00	75.00	75.00	75.00
10016110	70690	Purch Serv	5,000.00	5,000.00	5,000.00	5,000.00
10016110	70702	WC Prem	2,418.78	2,491.34	2,566.08	2,643.06
10016110	70703	Liab Prem	4,240.19	4,367.40	4,498.42	4,633.37
10016110	70704	Prop In Pr	3,205.86	3,302.04	3,401.10	3,503.13
10016110	70712	WC Claim	13,127.79	13,521.62	13,927.27	14,345.09
10016110	70713	Liab Claim	921.25	948.89	977.35	1,006.67
10016110	70714	Prop Claim	921.25	948.89	977.35	1,006.67
10016110	70720	Ins Admin	2,252.73	2,320.31	2,389.92	2,461.61
10016110	71010	Off Supp	3,000.00	3,000.00	3,000.00	3,000.00
10016110	71017	Postage	2,500.00	2,500.00	2,500.00	2,500.00
10016110	71024	Janit Supp	400.00	400.00	400.00	400.00
10016110	71035	SafeEquip	.00	.00	.00	.00
10016110	71060	Food	1,000.00	1,000.00	1,000.00	1,000.00
10016110	71190	Other Supp	300.00	300.00	300.00	300.00
10016110	71340	Telecom	20,000.00	20,000.00	20,000.00	20,000.00
10016110	79990	Othr Exp	100.00	100.00	100.00	100.00
TOTAL 10016110 Public Works Admi n			710,152.14	729,222.96	748,979.41	769,446.54
TOTAL REVENUE			.00	.00	.00	.00
TOTAL EXPENSE			710,152.14	729,222.96	748,979.41	769,446.54
GRAND TOTAL			710,152.14	729,222.96	748,979.41	769,446.54

# CITY OF BLOOMINGTON, IL

## NEXT YEAR / CURRENT YEAR BUDGET ANALYSIS

ACCOUNTS FOR:		2023	2024	2024	2024	2024	2025	PCT
Street Maintenance		ACTUAL	ORIG BUD	REVISED BUD	ACTUAL	PROJECTION	ADOPTED	CHANGE
10016120 54010	St Maint	-116,109.76	-105,000.00	-105,000.00	-60,993.84	-120,000.00	-120,000.00	14.3%
10016120 54020	Pvmt Repr	-746,899.06	-500,000.00	-500,000.00	-439,020.48	-690,000.00	-650,000.00	30.0%
10016120 57114	Equip Sale	.00	.00	.00	-15,930.00	-12,800.00	.00	.0%
10016120 57420	PropDamClm	-19,614.00	-18,000.00	-18,000.00	.00	.00	.00	.0%
10016120 57990	Misc Rev	-9,021.40	-1,000.00	-1,000.00	-404.10	-2,000.00	-2,000.00	100.0%
10016120 61100	Salary FT	1,505,114.52	1,612,907.00	1,612,907.00	1,180,517.29	1,737,551.24	1,593,044.00	-1.2%
10016120 61130	Salary SN	132,667.52	126,720.00	126,720.00	131,814.86	175,000.00	310,000.00	144.6%
10016120 61150	Salary OT	170,992.36	180,000.00	180,000.00	212,988.51	280,000.00	225,000.00	25.0%
10016120 61190	Other Sal	22,209.72	.00	.00	12,944.28	12,944.28	.00	.0%
10016120 62100	Dental Enh	6,067.51	6,811.00	6,811.00	5,019.27	7,870.45	7,388.00	8.5%
10016120 62109	ENH HMO	26,178.76	25,451.00	25,451.00	14,377.28	23,590.14	26,469.00	4.0%
10016120 62110	Group Life	1,272.19	1,360.00	1,360.00	952.92	1,491.26	1,309.00	-3.8%
10016120 62111	Enh Vision	1,640.59	1,801.00	1,801.00	1,251.48	1,983.09	1,810.00	.5%
10016120 62113	BCBS 60/12	172,253.48	165,443.00	165,443.00	141,957.56	228,126.01	203,494.00	23.0%
10016120 62114	BCBS HSA	9,416.75	11,798.00	11,798.00	10,179.94	15,805.85	9,388.00	-20.4%
10016120 62115	RHS Contrb	10,742.06	12,000.00	12,000.00	6,701.89	8,690.40	6,000.00	-50.0%
10016120 62116	HSA City	3,100.00	3,100.00	3,100.00	-98.59	3,101.41	3,200.00	3.2%
10016120 62117	DentalPPO	.00	.00	.00	15.86	.00	.00	.0%
10016120 62120	IMRF	156,388.81	129,956.00	129,956.00	105,343.81	165,823.28	157,086.00	20.9%
10016120 62130	FICA	109,906.23	110,859.00	110,859.00	91,372.75	136,715.52	127,630.00	15.1%
10016120 62140	Medicare	25,703.70	25,934.00	25,934.00	21,369.33	32,858.85	29,859.00	15.1%
10016120 62150	UnEmpl Ins	6,095.00	.00	.00	22,756.00	22,861.00	.00	.0%
10016120 62160	Work Comp	-5,235.86	.00	.00	3,456.02	6,800.00	.00	.0%
10016120 62170	UniformAll	15,300.00	15,300.00	15,300.00	16,200.00	16,200.00	15,300.00	.0%
10016120 62200	Hlth Fac	300.00	150.00	150.00	150.00	150.00	150.00	.0%
10016120 62990	Othr Ben	7,812.14	8,300.00	8,300.00	41,951.86	7,000.00	6,600.00	-20.5%
10016120 70420	Rentals	8,200.00	5,000.00	5,000.00	.00	5,000.00	25,000.00	400.0%
10016120 70510	RepMaint B	38,586.85	20,000.00	20,000.00	8,868.14	20,000.00	35,000.00	75.0%
10016120 70520	RepMaint V	124,559.94	85,000.00	85,000.00	85,100.78	125,000.00	125,000.00	47.1%
10016120 70632	Pro Develp	660.00	1,000.00	1,000.00	815.00	1,000.00	1,000.00	.0%
10016120 70641	Temp Sv	44,234.43	50,000.00	45,000.00	28,094.11	36,000.00	36,000.00	-20.0%
10016120 70650	Lndfl Fees	80,000.00	82,400.00	82,400.00	80,367.46	82,400.00	82,401.03	.0%
10016120 70690	Purch Serv	7,402.50	15,400.00	15,400.00	7,948.97	15,000.00	15,000.00	-2.6%
10016120 70702	WC Prem	11,153.76	12,218.51	12,218.51	12,218.51	12,218.51	12,706.16	4.0%
10016120 70703	Liab Prem	14,784.69	20,118.71	20,118.71	20,118.71	20,118.71	22,274.29	10.7%
10016120 70704	Prop In Pr	12,098.05	14,245.90	14,245.90	14,245.90	14,245.90	16,840.81	18.2%
10016120 70712	WC Claim	127,980.76	146,570.53	146,570.53	146,570.53	146,570.53	122,221.48	-16.6%
10016120 70713	Liab Claim	8,532.05	9,936.98	9,936.98	9,936.98	9,936.98	8,576.95	-13.7%
10016120 70714	Prop Claim	9,598.56	9,936.98	9,936.98	9,936.98	9,936.98	8,576.95	-13.7%
10016120 70720	Ins Admin	11,998.20	11,972.61	11,972.61	11,972.61	11,972.61	11,833.87	-1.2%
10016120 71035	SafeEquip	3,760.13	14,500.00	14,500.00	8,640.45	10,000.00	14,500.00	.0%
10016120 71070	Fuel	100,650.59	115,000.00	115,000.00	75,807.75	115,000.00	120,000.00	4.3%
10016120 71081	Concrete	237,436.59	250,000.00	250,000.00	266,773.82	350,000.00	320,000.00	28.0%
10016120 71082	Asphalt	158,785.53	175,000.00	175,000.00	228,168.11	250,000.00	350,000.00	100.0%

# CITY OF BLOOMINGTON, IL

## NEXT YEAR / CURRENT YEAR BUDGET ANALYSIS

ACCOUNTS FOR:			PROJECTION: 20255 FY 2025 BUDGET MASTER LEVEL 5					FOR PERIOD 12	
			2023	2024	2024	2024	2024	2025	PCT
			ACTUAL	ORIG BUD	REVISED BUD	ACTUAL	PROJECTION	ADOPTED	CHANGE
Street Maintenance									
10016120	71083	UPM CoId M	40,947.57	45,000.00	45,000.00	25,292.67	45,000.00	75,000.00	66.7%
10016120	71084	Agg RkSnd	45,761.86	50,000.00	50,000.00	51,593.34	75,000.00	50,000.00	.0%
10016120	71091	Sign Matr1	40,469.10	40,000.00	40,000.00	25,160.19	40,000.00	40,000.00	.0%
10016120	71092	Sign Posts	.00	.00	.00	42.50	42.50	.00	.0%
10016120	71093	StName Sgn	12,134.10	15,000.00	15,000.00	4,230.50	15,000.00	15,000.00	.0%
10016120	71094	Tctl Sign	33,693.82	41,200.00	41,200.00	32,753.05	41,200.00	41,200.00	.0%
10016120	71095	Tfc Paint	11,328.68	9,500.00	9,500.00	2,599.46	6,000.00	9,500.00	.0%
10016120	71096	Tfc Lpaint	108,050.00	95,000.00	100,000.00	99,325.00	100,000.00	120,000.00	20.0%
10016120	71099	Tfc Baricd	27,582.15	25,000.00	25,000.00	3,384.25	15,000.00	25,000.00	.0%
10016120	71190	Other Supp	55,511.97	60,000.00	60,000.00	58,599.65	80,000.00	70,000.00	16.7%
10016120	71330	Water	.00	210.00	210.00	.00	.00	.00	.0%
10016120	71340	Telecom	1,067.52	1,100.00	1,100.00	812.28	1,100.00	1,100.00	.0%
10016120	71710	Veh Equip	32.30	.00	.00	.00	.00	.00	.0%
10016120	72130	CO Lcn Veh	88,205.00	768,560.00	768,560.00	448,997.25	440,437.00	551,147.52	-28.3%
10016120	72140	CO Other	115,235.58	283,504.00	283,504.00	8,199.00	103,110.00	293,924.80	3.7%
10016120	73401	Lease Prin	156,509.77	139,327.68	139,327.68	105,391.84	139,327.68	117,024.13	-16.0%
10016120	73701	Lease Int	5,921.00	3,132.95	3,132.95	2,552.15	3,132.95	1,183.86	-62.2%
TOTAL Street Maintenance			3,228,954.31	4,428,724.85	4,428,724.85	3,389,391.84	4,398,513.13	4,688,738.85	5.9%
TOTAL REVENUE			-891,644.22	-624,000.00	-624,000.00	-516,348.42	-824,800.00	-772,000.00	23.7%
TOTAL EXPENSE			4,120,598.53	5,052,724.85	5,052,724.85	3,905,740.26	5,223,313.13	5,460,738.85	8.1%
GRAND TOTAL			3,228,954.31	4,428,724.85	4,428,724.85	3,389,391.84	4,398,513.13	4,688,738.85	5.9%

# CITY OF BLOOMINGTON, IL

## PROJECTION 20255 / BUDGET ENTRY FUTURE YRS REPORT

ORG	OBJECT PROJ	DESC	2026	2027	2028	2029
10016120	Street	Maintenance				
10016120	54010	St Maint	-105,000.00	-105,000.00	-105,000.00	-105,000.00
10016120	54020	Pvmt Repr	-700,000.00	-750,000.00	-800,000.00	-800,000.00
10016120	57420	PropDamClm	-13,000.00	-13,000.00	-13,000.00	-13,000.00
10016120	57990	Misc Rev	-2,000.00	-2,000.00	-2,000.00	-2,000.00
10016120	61100	Salary FT	1,648,800.54	1,706,508.56	1,766,236.36	1,828,054.63
10016120	61130	Salary SN	320,850.00	332,079.75	343,702.54	355,732.13
10016120	61150	Salary OT	232,875.00	241,025.63	249,461.52	258,192.68
10016120	62100	Dental Enh	7,388.00	7,388.00	7,388.00	7,388.00
10016120	62109	ENH HMO	27,792.45	29,182.07	30,641.18	32,173.23
10016120	62110	Group Life	1,309.00	1,309.00	1,309.00	1,309.00
10016120	62111	Enh Vision	1,810.00	1,810.00	1,810.00	1,810.00
10016120	62113	BCBS 60/12	213,668.70	224,352.14	235,569.74	247,348.23
10016120	62114	BCBS HSA	9,857.40	10,350.27	10,867.78	11,411.17
10016120	62115	RHS Contrb	6,000.00	6,000.00	6,000.00	6,000.00
10016120	62116	HSA City	3,200.00	3,200.00	3,200.00	3,200.00
10016120	62120	IMRF	162,584.01	168,274.45	174,164.06	180,259.80
10016120	62130	FICA	132,097.05	136,720.45	141,505.66	146,458.36
10016120	62140	Medicare	30,904.07	31,985.71	33,105.21	34,263.89
10016120	62170	UniformAll	15,300.00	15,300.00	15,300.00	15,300.00
10016120	62200	Hlth Fac	150.00	150.00	150.00	150.00
10016120	62990	Othr Ben	6,600.00	6,600.00	6,600.00	6,600.00
10016120	70420	Rentals	25,000.00	25,000.00	25,000.00	25,000.00
10016120	70510	RepMaint B	35,000.00	35,000.00	35,000.00	35,000.00
10016120	70520	RepMaint V	123,085.00	126,777.55	130,580.88	134,498.30
10016120	70632	Pro Develop	1,000.00	1,000.00	1,000.00	1,000.00
10016120	70641	Temp Sv	40,000.00	40,000.00	40,000.00	40,000.00
10016120	70650	Lndfl Fees	84,873.06	87,419.25	90,041.83	92,743.09
10016120	70690	Purch Serv	15,000.00	15,000.00	15,000.00	15,000.00
10016120	70702	WC Prem	13,087.35	13,479.97	13,884.37	14,300.90
10016120	70703	Liab Prem	22,942.52	23,630.80	24,339.72	25,069.91
10016120	70704	Prop In Pr	17,346.04	17,866.42	18,402.41	18,954.48
10016120	70712	WC Claim	125,888.12	129,664.77	133,554.71	137,561.35
10016120	70713	Liab Claim	8,834.25	9,099.28	9,372.26	9,653.43
10016120	70714	Prop Claim	8,834.25	9,099.28	9,372.26	9,653.43
10016120	70720	Ins Admin	12,188.88	12,554.55	12,931.18	13,319.12
10016120	71035	SafeEquip	14,500.00	14,500.00	14,500.00	14,500.00
10016120	71070	Fuel	133,462.25	137,466.12	141,590.10	145,837.80
10016120	71081	Concrete	320,000.00	320,000.00	320,000.00	320,000.00
10016120	71082	Asphalt	225,000.00	225,000.00	225,000.00	225,000.00
10016120	71083	UPM Cold M	75,000.00	75,000.00	75,000.00	75,000.00
10016120	71084	Agg Rksnd	50,000.00	50,000.00	50,000.00	50,000.00
10016120	71091	Sign Matr	40,000.00	40,000.00	40,000.00	40,000.00
10016120	71093	StName Sgn	15,000.00	15,000.00	15,000.00	15,000.00
10016120	71094	Tctl Sign	41,200.00	41,200.00	41,200.00	41,200.00
10016120	71095	Tfc Paint	9,500.00	9,500.00	9,500.00	9,500.00
10016120	71096	Tfc Lpaint	120,000.00	120,000.00	120,000.00	120,000.00
10016120	71099	Tfc Baricd	25,000.00	25,000.00	25,000.00	25,000.00
10016120	71190	Other Supp	60,000.00	60,000.00	60,000.00	60,000.00
10016120	71330	Water	210.00	210.00	210.00	210.00

# CITY OF BLOOMINGTON, IL

## PROJECTION 20255 / BUDGET ENTRY FUTURE YRS REPORT

ORG	OBJECT PROJ	DESC	2026	2027	2028	2029
10016120	71340	Telecom	1,100.00	1,100.00	1,100.00	1,100.00
10016120	72130	CO Lcn Veh	599,560.00	254,878.00	.00	126,000.00
10016120	72140	CO Other	169,560.00	43,120.00	633,503.00	.00
10016120	73401	Lease Prin	47,443.80	.00	.00	.00
10016120	73701	Lease Int	134.52	.00	.00	.00
TOTAL	10016120	Street Maint	4,480,936.26	4,029,802.02	4,437,093.77	4,055,752.93
TOTAL	REVENUE		-820,000.00	-870,000.00	-920,000.00	-920,000.00
TOTAL	EXPENSE		5,300,936.26	4,899,802.02	5,357,093.77	4,975,752.93
GRAND	TOTAL		4,480,936.26	4,029,802.02	4,437,093.77	4,055,752.93

# CITY OF BLOOMINGTON, IL

## NEXT YEAR / CURRENT YEAR BUDGET ANALYSIS

ACCOUNTS FOR:		PROJECTION: 20255 FY 2025 BUDGET MASTER LEVEL 5					FOR PERIOD 12		
		2023	2024	2024	2024	2024	2025	PCT	
		ACTUAL	ORIG BUD	REVISED BUD	ACTUAL	PROJECTION	ADOPTED	CHANGE	
Snow & Ice Remova									
10016124	57114 Equip Sale	.00	.00	.00	-2,075.00	.00	.00	.0%	
10016124	57990 Misc Rev	-7,687.31	-5,000.00	-5,000.00	.00	-2,500.00	-5,000.00	.0%	
10016124	61100 Salary FT	30,734.01	100,000.00	100,000.00	694.40	100,000.00	100,000.00	.0%	
10016124	61130 Salary SN	656.00	2,160.00	2,160.00	.00	2,160.00	3,000.00	38.9%	
10016124	61150 Salary OT	50,356.69	200,000.00	200,000.00	8,974.66	200,000.00	200,000.00	.0%	
10016124	62100 Dental Enh	240.35	1,200.00	1,200.00	39.34	1,200.00	1,200.00	.0%	
10016124	62109 ENH HMO	459.66	1,800.00	1,800.00	51.02	1,800.00	1,800.00	.0%	
10016124	62110 Group Life	9.31	200.00	200.00	3.40	200.00	200.00	.0%	
10016124	62111 Enh Vision	61.73	300.00	300.00	9.36	300.00	300.00	.0%	
10016124	62113 BCBS 60/12	6,537.55	35,000.00	35,000.00	1,133.27	35,000.00	35,000.00	.0%	
10016124	62114 BCBS HSA	514.77	2,000.00	2,000.00	83.10	2,000.00	2,000.00	.0%	
10016124	62116 HSA City	.00	600.00	600.00	.00	600.00	600.00	.0%	
10016124	62120 IMRF	6,442.59	25,000.00	25,000.00	696.52	25,000.00	15,002.00	-40.0%	
10016124	62130 FICA	4,908.14	18,000.00	18,000.00	570.79	18,000.00	12,587.00	-30.1%	
10016124	62140 Medicare	1,147.88	4,500.00	4,500.00	133.48	4,500.00	2,944.00	-34.6%	
10016124	62990 Othr Ben	490.00	2,500.00	2,500.00	10.00	2,500.00	2,500.00	.0%	
10016124	70510 RepMaint B	18,593.55	20,000.00	20,000.00	8,868.12	15,000.00	35,000.00	75.0%	
10016124	70520 RepMaint V	65,567.37	55,000.00	55,000.00	14,092.35	55,000.00	60,000.00	9.1%	
10016124	70590 Oth Repair	.00	10,000.00	10,000.00	.00	.00	.00	.0%	
10016124	70690 Purch Serv	2,270.50	3,000.00	3,000.00	1,929.18	3,000.00	3,000.00	.0%	
10016124	70702 WC Prem	1,188.38	1,674.99	1,674.99	1,674.99	1,674.99	1,759.32	5.0%	
10016124	70703 Liab Prem	1,575.24	2,758.01	2,758.01	2,758.01	2,758.01	3,084.15	11.8%	
10016124	70704 Prop Prem	1,288.99	1,952.92	1,952.92	1,952.92	1,952.92	2,331.81	19.4%	
10016124	70712 WC Claim	7,372.81	9,475.99	9,475.99	9,475.99	9,475.99	9,548.62	.8%	
10016124	70713 Liab Claim	491.52	642.44	642.44	642.44	642.44	670.08	4.3%	
10016124	70714 Prop Claim	552.96	642.44	642.44	642.44	642.44	670.08	4.3%	
10016124	70720 Ins Admin	1,257.05	1,641.29	1,641.29	1,641.29	1,641.29	1,638.54	-.2%	
10016124	71035 SafeEquip	3,303.74	8,500.00	8,500.00	2,197.40	5,000.00	8,500.00	.0%	
10016124	71060 Food	.00	.00	.00	111.00	111.00	.00	.0%	
10016124	71070 Fuel	11,236.25	58,950.00	58,950.00	1,108.01	30,000.00	30,000.00	-49.1%	
10016124	71085 Rock Salt	481,636.43	725,000.00	725,000.00	263,706.40	350,000.00	500,000.00	-31.0%	
10016124	71086 Saltbrine	.00	10,000.00	10,000.00	4,650.00	10,000.00	10,000.00	.0%	
10016124	71190 Other Supp	12,377.86	15,000.00	15,000.00	9,746.20	25,000.00	25,000.00	66.7%	
10016124	71340 Telecom	533.76	750.00	750.00	312.14	600.00	600.00	-20.0%	
10016124	72130 CO Lcn Veh	.00	229,840.00	229,840.00	.00	229,840.00	465,187.84	102.4%	
10016124	72140 CO Other	.00	82,160.00	82,160.00	.00	32,240.00	.00	.0%	
10016124	73401 Lease Prin	36,113.63	36,421.79	36,421.79	24,246.79	36,421.79	36,732.58	.9%	
10016124	73701 Lease Int	971.67	663.50	663.50	476.74	663.50	352.72	-46.8%	
	TOTAL Snow & Ice Remova	741,203.08	1,662,333.37	1,662,333.37	360,556.75	1,202,424.37	1,566,208.74	-5.8%	
	TOTAL REVENUE	-7,687.31	-5,000.00	-5,000.00	-2,075.00	-2,500.00	-5,000.00	.0%	
	TOTAL EXPENSE	748,890.39	1,667,333.37	1,667,333.37	362,631.75	1,204,924.37	1,571,208.74	-5.8%	
	GRAND TOTAL	741,203.08	1,662,333.37	1,662,333.37	360,556.75	1,202,424.37	1,566,208.74	-5.8%	



# CITY OF BLOOMINGTON, IL

## PROJECTION 20255 / BUDGET ENTRY FUTURE YRS REPORT

ORG	OBJECT PROJ	DESC	2026	2027	2028	2029
10016124	Snow & Ice Removal					
10016124	57990	Misc Rev	-5,000.00	-5,000.00	-5,000.00	-5,000.00
10016124	61100	Salary FT	100,000.00	100,000.00	100,000.00	100,000.00
10016124	61130	Salary SN	3,000.00	3,000.00	3,000.00	3,000.00
10016124	61150	Salary OT	200,000.00	200,000.00	200,000.00	200,000.00
10016124	62100	Dental Enh	1,200.00	1,200.00	1,200.00	1,200.00
10016124	62109	ENH HMO	1,800.00	1,800.00	1,800.00	1,800.00
10016124	62110	Group Life	200.00	200.00	200.00	200.00
10016124	62111	Enh Vision	300.00	300.00	300.00	300.00
10016124	62113	BCBS 60/12	35,000.00	35,000.00	35,000.00	35,000.00
10016124	62114	BCBS HSA	2,000.00	2,000.00	2,000.00	2,000.00
10016124	62116	HSA City	600.00	600.00	600.00	600.00
10016124	62120	IMRF	15,002.00	15,002.00	15,002.00	15,002.00
10016124	62130	FICA	12,587.00	12,587.00	12,587.00	12,587.00
10016124	62140	Medicare	2,944.00	2,944.00	2,944.00	2,944.00
10016124	62990	Othr Ben	2,500.00	2,500.00	2,500.00	2,500.00
10016124	70510	RepMaint B	35,000.00	35,000.00	35,000.00	35,000.00
10016124	70520	RepMaint V	61,800.00	63,654.00	65,563.62	67,530.53
10016124	70590	Oth Repair	10,000.00	10,000.00	10,000.00	10,000.00
10016124	70690	Purch Serv	3,000.00	3,000.00	3,000.00	3,000.00
10016124	70702	WC Prem	1,812.10	1,866.46	1,922.46	1,980.13
10016124	70703	Liab Prem	3,176.67	3,271.97	3,370.13	3,471.23
10016124	70704	Prop Prem	2,401.77	2,473.82	2,548.04	2,624.48
10016124	70712	WC Claim	9,835.08	10,130.13	10,434.04	10,747.06
10016124	70713	Liab Claim	690.18	710.89	732.21	754.18
10016124	70714	Prop Claim	690.18	710.89	732.21	754.18
10016124	70720	Ins Admin	1,687.70	1,738.33	1,790.48	1,844.19
10016124	71035	SafeEquip	8,500.00	8,500.00	8,500.00	8,500.00
10016124	71070	Fuel	56,392.50	58,084.28	59,826.80	61,621.61
10016124	71085	Rock Salt	500,000.00	500,000.00	500,000.00	500,000.00
10016124	71086	Saltbrine	10,000.00	10,000.00	10,000.00	10,000.00
10016124	71190	Other Supp	13,000.00	13,000.00	13,000.00	13,000.00
10016124	71340	Telecom	750.00	750.00	750.00	750.00
10016124	72130	CO Lcn Veh	.00	.00	.00	.00
10016124	72140	CO Other	34,560.00	.00	145,000.00	.00
10016124	73401	Lease Prin	21,571.92	.00	.00	.00
10016124	73701	Lease Int	61.15	.00	.00	.00
TOTAL 10016124 Snow & Ice			1,147,062.25	1,095,023.77	1,244,302.99	1,103,710.59
TOTAL REVENUE			-5,000.00	-5,000.00	-5,000.00	-5,000.00
TOTAL EXPENSE			1,152,062.25	1,100,023.77	1,249,302.99	1,108,710.59
GRAND TOTAL			1,147,062.25	1,095,023.77	1,244,302.99	1,103,710.59

# ENGINEERING DEPARTMENT

## 10016210



### Purpose

The Support Division of the Department of Operations and Engineering Services (DOES) includes managing employees, providing customer service, performing office tasks, researching, establishing policies and procedures, and recordkeeping in order to support the efforts of DOES, the Public Works Department, and the Water Department.

The Engineering Division of DOES takes a planning and oversight role in many of the City's infrastructure projects, including streets, sewers, water, storm water, combined sewer elimination, sidewalks, and bicycle lanes as well as plans for roads, bridges, and developments. Engineering also oversees the implementation of the Bicycle Master Plan, Stormwater and Sanitary Sewer Master Plans, A Master Plan for Sidewalks, the Brick Streets Master Plan, and the draft Streetscape Master Plan. In addition, the Traffic Engineer oversees traffic signals and timing, traffic signs, pavement markings, traffic calming, traffic counts, and traffic crash reporting and analysis.

### FY 2025 Budget & Program Highlights

- Continue to implement Complete Streets.
- Utilize optimization software to prioritize street maintenance.
- Perform a variety of project and program management initiatives.

### Funding Source

General Fund & Maintenance and Fees

### What We Accomplished in FY 2024

- Continued emphasis on citizen input and customer service.
- Made regular updates to public works webpages and websites, including department pages, [bloomingtonstreets.com](http://bloomingtonstreets.com), and [bloomingtonunderground.com](http://bloomingtonunderground.com).
- Continued using the road construction notification system that uses an interactive GIS map, SMS, and email to notify the public and other departments and agencies when there is a traffic delay, lane closure, or road closure as a result of City construction work.
- Stretched dollars and extended the life of streets through pavement preservation, potentially saving millions of dollars over several years, because of the City Council's increased commitment to funding street resurfacing and pavement preservation efforts.
- Continued utilizing Chip Seal and Reclamite pavement preservation and implemented using Pressure Pave pavement preservation.
- Continued utilizing optimization software to prioritize road maintenance.
- Continued street condition rating efforts.
- Made progress on Hamilton Road, from Bunn to Morrissey, and Fox Creek Road Bridge projects.

- Designed, implemented, and managed construction of multiple resurfacing and sidewalk improvement projects.
- Began construction for Phases 4 and 5 and design for Phases 8 and 9 of the Locust-Colton CSO elimination projects.
- Continued to implement Complete Streets.
- Moved to a Geographic Information System central services model providing geographic information system services for Water, Public Works, and DOES.
- Televised and assessed combination and sanitary sewers, resulting in the assessment of approximately 87 percent of the 335 miles of combination and sanitary sewer since 2012.
- Continued to work with the Ecology Action Center for the Stormwater Education Program, which provides educational outreach and citizen involvement regarding stormwater runoff.

# CITY OF BLOOMINGTON, IL

## NEXT YEAR / CURRENT YEAR BUDGET ANALYSIS

ACCOUNTS FOR:			PROJECTION: 20255 FY 2025 BUDGET MASTER LEVEL 5					FOR PERIOD 12	
			2023	2024	2024	2024	2024	2025	PCT
Engineering Administration			ACTUAL	ORIG BUD	REVISED BUD	ACTUAL	PROJECTION	ADOPTED	CHANGE
10016210	52090	CurbEx Pmt	-17,846.38	-15,300.00	-15,300.00	-9,200.00	-15,000.00	-15,000.00	-2.0%
10016210	52990	Other Pmt	-26,352.50	-19,000.00	-19,000.00	-21,647.50	-25,000.00	-25,000.00	31.6%
10016210	53120	St Grants	.00	.00	.00	.00	.00	-500,000.00	.0%
10016210	54010	St Maint	.00	.00	.00	-15,753.55	.00	.00	.0%
10016210	54030	TfCt Maint	-99,340.54	-120,000.00	-120,000.00	-27,179.30	-110,000.00	-110,000.00	-8.3%
10016210	54470	Insp Fee	-131,793.44	-60,000.00	-60,000.00	-123,921.44	-150,000.00	-100,000.00	66.7%
10016210	57114	Equip Sale	.00	.00	.00	-10,244.00	-10,244.00	.00	.0%
10016210	61100	Salary FT	685,363.28	902,315.00	902,315.00	566,835.12	900,000.00	1,428,309.00	58.3%
10016210	61130	Salary SN	53,330.61	119,370.00	119,370.00	52,179.89	65,000.00	75,000.00	-37.2%
10016210	61150	Salary OT	14,362.18	25,000.00	25,000.00	13,081.05	21,164.80	25,000.00	.0%
10016210	61190	Othr Salry	.00	.00	.00	9,423.01	10,000.00	.00	.0%
10016210	62100	Dental Enh	2,875.54	4,085.00	4,085.00	1,608.93	2,724.84	4,931.00	20.7%
10016210	62109	ENH HMO	19,451.58	23,868.00	23,868.00	8,390.37	12,761.94	13,115.00	-45.1%
10016210	62110	Group Life	568.06	748.00	748.00	428.66	675.20	1,043.00	39.4%
10016210	62111	Enh Vision	697.86	990.00	990.00	367.03	562.38	1,135.00	14.6%
10016210	62113	BCBS 60/12	23,135.88	62,324.00	62,324.00	28,934.33	51,826.08	108,144.00	73.5%
10016210	62114	BCBS HSA	67,104.47	58,404.00	58,404.00	35,052.35	54,070.33	83,554.00	43.1%
10016210	62115	RHS Contrb	2,545.80	2,750.00	2,750.00	2,841.85	4,909.49	6,500.00	136.4%
10016210	62116	HSA City	8,800.00	6,900.00	6,900.00	-2,167.77	9,332.23	9,600.00	39.1%
10016210	62117	DentalPPO	.00	.00	.00	139.35	.00	.00	.0%
10016210	62120	IMRF	59,867.03	67,745.00	67,745.00	40,707.29	63,853.72	110,977.00	63.8%
10016210	62130	FICA	43,572.73	61,279.00	61,279.00	37,647.17	55,340.07	92,357.00	50.7%
10016210	62140	Medicare	10,190.34	14,338.00	14,338.00	8,804.52	12,954.75	21,603.00	50.7%
10016210	62191	Prot Wear	700.00	700.00	700.00	700.00	700.00	700.00	.0%
10016210	62200	Hlth Fac	.00	.00	.00	150.00	150.00	150.00	.0%
10016210	62330	LIUNA Pen	938.57	936.00	936.00	632.66	920.66	936.00	.0%
10016210	62990	Othr Ben	8,011.97	8,820.00	8,820.00	7,942.99	9,866.23	9,060.00	2.7%
10016210	70050	Eng Sv	39,373.00	87,000.00	87,000.00	33,000.00	60,000.00	290,000.00	233.3%
10016210	70220	Oth PT sv	82,107.77	140,000.00	615,692.00	560,609.50	600,000.00	619,000.00	.5%
10016210	70430	MFD Lease	2,022.38	2,400.00	2,400.00	964.14	2,000.00	2,000.00	-16.7%
10016210	70520	RepMaint V	9,378.75	4,000.00	4,000.00	1,659.81	3,000.00	5,000.00	25.0%
10016210	70530	RepMaint O	.00	1,000.00	1,000.00	97.33	100.00	250.00	-75.0%
10016210	70540	RepMt Othr	3,812.35	2,100.00	2,100.00	1,162.01	2,100.00	545,500.00	.0%
10016210	70550	RepMaint I	.00	75,000.00	75,000.00	75,000.00	75,000.00	125,000.00	66.7%
10016210	70611	PrintBind	1,571.60	500.00	500.00	2,660.23	3,000.00	3,000.00	500.0%
10016210	70631	Dues	613.00	2,100.00	2,100.00	1,155.55	1,000.00	1,500.00	-28.6%
10016210	70632	Pro Develp	10,179.35	21,000.00	21,000.00	7,514.39	15,000.00	20,000.00	-4.8%
10016210	70641	Temp Sv	79,498.51	96,000.00	96,000.00	74,967.57	96,000.00	154,000.00	60.4%
10016210	70642	Recdg Fee	.00	500.00	500.00	.00	500.00	500.00	.0%
10016210	70649	Car wash	117.00	250.00	250.00	18.00	250.00	250.00	.0%
10016210	70662	Ctr TS wrk	147,500.00	164,000.00	164,000.00	158,925.00	100,000.00	175,000.00	6.7%
10016210	70690	Purch Serv	12,316.68	20,000.00	20,000.00	11,212.98	15,000.00	24,000.00	20.0%
10016210	70702	WC Prem	4,893.12	6,769.29	6,769.29	6,769.29	6,769.29	9,538.81	40.9%
10016210	70703	Liab Prem	6,485.99	11,146.15	11,146.15	11,146.15	11,146.15	16,721.82	50.0%

# CITY OF BLOOMINGTON, IL

## NEXT YEAR / CURRENT YEAR BUDGET ANALYSIS

			PROJECTION: 20255 FY 2025 BUDGET MASTER LEVEL 5				FOR PERIOD 12		
ACCOUNTS FOR:			2023	2024	2024	2024	2024	2025	PCT
Engineering Administration			ACTUAL	ORIG BUD	REVISED BUD	ACTUAL	PROJECTION	ADOPTED	CHANGE
10016210	70704	Prop In Pr	5,307.37	7,892.50	7,892.50	7,892.50	7,892.50	12,642.78	60.2%
10016210	70712	WC Claim	30,374.31	38,377.38	38,377.38	38,377.38	38,377.38	53,634.50	39.8%
10016210	70713	Liab Claim	2,024.95	2,601.86	2,601.86	2,601.86	2,601.86	3,763.82	44.7%
10016210	70714	Prop Claim	2,278.07	2,601.86	2,601.86	2,601.86	2,601.86	3,763.82	44.7%
10016210	70720	Ins Admin	5,175.83	6,633.06	6,633.06	6,633.06	6,633.06	8,883.95	33.9%
10016210	71010	Off Supp	18,782.74	22,200.00	22,200.00	17,108.89	22,000.00	41,500.00	86.9%
10016210	71017	Postage	379.70	.00	.00	435.58	500.00	2,500.00	.0%
10016210	71024	Janit Supp	.00	250.00	250.00	877.84	1,250.00	1,500.00	500.0%
10016210	71030	UniformSup	.00	100.00	100.00	.00	.00	.00	.0%
10016210	71035	SafeEquip	691.59	5,000.00	5,000.00	4,051.10	5,000.00	1,500.00	-70.0%
10016210	71060	Food	.00	.00	.00	.00	.00	500.00	.0%
10016210	71070	Fuel	7,457.66	11,004.00	11,004.00	4,906.38	8,000.00	9,000.00	-18.2%
10016210	71078	Elect Supp	218,710.63	195,000.00	195,000.00	133,303.79	175,000.00	230,000.00	17.9%
10016210	71080	Maint Supp	358.78	.00	.00	714.45	714.45	.00	.0%
10016210	71190	Other Supp	3,723.18	5,000.00	5,000.00	2,360.88	4,000.00	16,500.00	230.0%
10016210	71320	Electricity	712,533.35	500,000.00	500,000.00	363,291.00	600,000.00	625,000.00	25.0%
10016210	71340	Telecom	32,016.31	26,900.00	26,900.00	23,857.63	52,000.00	52,000.00	93.3%
10016210	71420	Periodicls	319.40	650.00	650.00	199.21	300.00	300.00	-53.8%
10016210	71710	Veh Equip	1,273.37	.00	.00	.00	500.00	500.00	.0%
10016210	72130	CO Lcn Veh	.00	.00	.00	.00	.00	47,424.00	.0%
10016210	72140	CO Other	.00	.00	.00	14,999.00	14,999.00	.00	.0%
10016210	73401	Lease Prin	17,885.42	9,697.88	9,697.88	9,697.88	9,697.88	.00	.0%
10016210	73701	Lease Int	737.75	127.46	127.46	127.45	127.46	.00	.0%
10016210	79010	Prop Tx	1,019.34	1,000.00	1,000.00	1,109.32	1,109.32	1,300.00	30.0%
10016210	79150	Bad Debt	70.21	.00	.00	.00	.00	.00	.0%
10016210	79990	Othr Exp	4.00	100.00	100.00	.00	100.00	100.00	.0%
TOTAL Engineering Administra			2,187,176.50	2,615,173.44	3,090,865.44	2,187,762.02	2,910,838.93	4,345,687.50	40.6%
TOTAL REVENUE			-275,332.86	-214,300.00	-214,300.00	-207,945.79	-310,244.00	-750,000.00	250.0%
TOTAL EXPENSE			2,462,509.36	2,829,473.44	3,305,165.44	2,395,707.81	3,221,082.93	5,095,687.50	54.2%
GRAND TOTAL			2,187,176.50	2,615,173.44	3,090,865.44	2,187,762.02	2,910,838.93	4,345,687.50	40.6%

# CITY OF BLOOMINGTON, IL

## PROJECTION 20255 / BUDGET ENTRY FUTURE YRS REPORT

ORG	OBJECT PROJ	DESC	2026	2027	2028	2029
10016210	Engineering					
10016210	52090	CurbEx Pmt	-15,000.00	-15,000.00	-15,000.00	-15,000.00
10016210	52990	Other Pmt	-19,000.00	-19,000.00	-19,000.00	-19,000.00
10016210	53120	St Grants	.00	.00	.00	.00
10016210	54030	TfCt Maint	-110,000.00	-110,000.00	-110,000.00	-110,000.00
10016210	54470	Insp Fee	-60,000.00	-60,000.00	-60,000.00	-60,000.00
10016210	57420	PropDamClm	-10,000.00	-10,000.00	-10,000.00	-10,000.00
10016210	61100	Salary FT	1,478,299.82	1,530,040.31	1,583,591.72	1,639,017.43
10016210	61130	Salary SN	77,625.00	80,341.88	83,153.84	86,064.23
10016210	61150	Salary OT	25,875.00	26,780.63	27,717.95	28,688.08
10016210	62100	Dental Enh	4,931.00	4,931.00	4,931.00	4,931.00
10016210	62109	ENH HMO	13,770.75	14,459.29	15,182.25	15,941.36
10016210	62110	Group Life	1,043.00	1,043.00	1,043.00	1,043.00
10016210	62111	Enh Vision	1,135.00	1,135.00	1,135.00	1,135.00
10016210	62113	BCBS 60/12	113,551.20	119,228.76	125,190.20	131,449.71
10016210	62114	BCBS HSA	87,731.70	92,118.29	96,724.20	101,560.41
10016210	62115	RHS Contrb	6,500.00	6,500.00	6,500.00	6,500.00
10016210	62116	HSA City	9,600.00	9,600.00	9,600.00	9,600.00
10016210	62120	IMRF	114,861.20	118,881.34	123,042.18	127,348.66
10016210	62130	FICA	95,589.50	98,935.13	102,397.86	105,981.78
10016210	62140	Medicare	22,359.11	23,141.67	23,951.63	24,789.94
10016210	62191	Prot Wear	700.00	700.00	700.00	700.00
10016210	62200	Hlth Fac	150.00	150.00	150.00	150.00
10016210	62330	LIUNA Pen	936.00	936.00	936.00	936.00
10016210	62990	Othr Ben	9,060.00	9,060.00	9,060.00	9,060.00
10016210	70050	Eng Sv	87,000.00	210,000.00	87,000.00	210,000.00
10016210	70220	Oth PT Sv	169,000.00	154,000.00	154,000.00	154,000.00
10016210	70430	MFD Lease	2,000.00	2,000.00	2,000.00	2,000.00
10016210	70510	RepMaint B	500.00	500.00	500.00	500.00
10016210	70520	RepMaint V	6,695.00	6,895.85	7,102.73	7,315.81
10016210	70530	RepMaint O	1,000.00	1,000.00	1,000.00	1,000.00
10016210	70540	RepMt Othr	9,100.00	9,100.00	9,100.00	9,100.00
10016210	70550	RepMaint I	25,000.00	125,000.00	25,000.00	125,000.00
10016210	70611	PrintBind	1,000.00	3,000.00	1,000.00	3,000.00
10016210	70631	Dues	2,400.00	2,400.00	2,400.00	2,400.00
10016210	70632	Pro Develop	25,000.00	25,000.00	25,000.00	25,000.00
10016210	70641	Temp Sv	154,000.00	154,000.00	154,000.00	154,000.00
10016210	70642	Recdg Fee	500.00	500.00	500.00	500.00
10016210	70649	Car Wash	250.00	250.00	250.00	250.00
10016210	70662	Ctr TS Wrk	180,000.00	180,000.00	185,000.00	185,000.00
10016210	70690	Purch Serv	24,000.00	24,000.00	24,000.00	24,000.00
10016210	70702	WC Prem	9,824.97	10,119.72	10,423.31	10,736.01
10016210	70703	Liab Prem	17,223.47	17,740.18	18,272.38	18,820.56
10016210	70704	Prop In Pr	13,022.06	13,412.73	13,815.11	14,229.56
10016210	70712	WC Claim	55,243.53	56,900.84	58,607.86	60,366.10
10016210	70713	Liab Claim	3,876.74	3,993.04	4,112.83	4,236.22
10016210	70714	Prop Claim	3,876.74	3,993.04	4,112.83	4,236.22
10016210	70720	Ins Admin	9,150.47	9,424.99	9,707.74	9,998.97
10016210	71010	Off Supp	41,500.00	41,500.00	41,500.00	41,500.00
10016210	71017	Postage	2,500.00	2,500.00	2,500.00	2,500.00


# CITY OF BLOOMINGTON, IL

## PROJECTION 20255 / BUDGET ENTRY FUTURE YRS REPORT

ORG	OBJECT PROJ	DESC	2026	2027	2028	2029
10016210	71024	Janit Supp	1,500.00	1,500.00	1,500.00	1,500.00
10016210	71030	UniformSup	100.00	100.00	100.00	100.00
10016210	71035	SafeEquip	1,500.00	1,500.00	1,500.00	1,500.00
10016210	71060	Food	500.00	500.00	500.00	500.00
10016210	71070	Fuel	10,526.60	10,842.40	11,167.67	11,502.70
10016210	71078	Elect Supp	235,000.00	240,000.00	245,000.00	250,000.00
10016210	71190	Other Supp	5,000.00	10,000.00	5,000.00	10,000.00
10016210	71320	Electricity	500,000.00	500,000.00	500,000.00	500,000.00
10016210	71340	Telecom	29,000.00	30,000.00	31,000.00	32,000.00
10016210	71420	Periodicls	650.00	650.00	650.00	650.00
10016210	71710	Veh Equip	500.00	500.00	500.00	500.00
10016210	72130	CO Lcn Veh	44,496.00	51,072.00	52,896.00	54,720.00
10016210	79010	Prop Tx	1,300.00	1,300.00	1,300.00	1,300.00
10016210	79990	Othr Exp	100.00	100.00	100.00	100.00
TOTAL	10016210	Engineering	3,523,553.86	3,829,277.09	3,693,125.29	4,014,958.75
TOTAL	REVENUE		-214,000.00	-214,000.00	-214,000.00	-214,000.00
TOTAL	EXPENSE		3,737,553.86	4,043,277.09	3,907,125.29	4,228,958.75
GRAND	TOTAL		3,523,553.86	3,829,277.09	3,693,125.29	4,014,958.75

# FLEET MANAGEMENT

## 10016310



### Purpose

The Fleet Maintenance Division of the Department of Operations and Engineering Services serves as the City's in-house repair garage but also provides additional tasks for the City such as developing specifications for vehicles and equipment, making recommendations to the City Council for new purchases, purchasing fuel, and purchasing items for equipment fitting, and performing maintenance and repair.

### FY 2025 Budget & Program Highlights

- Continue developing plans for a fleet facility.
- Improve the utilization of GPS tracking for city vehicles.
- Continue to explore "green" options for the City fleet.

### What We Accomplished in FY 2024

- On-site vehicle and equipment repairs eliminated cost overruns, appointments, and service calls for routine repairs.
- Made timely repairs of City service vehicles, including servicing vehicles during out-of-service hours to reduce the need for additional units.
- Provided Motor Pool vehicles to all Departments to reduce the number of units in the fleet while making vehicles available for out-of-town travel and seasonal employees.
- Explored "green" options for the City fleet.

### Challenges

- Management of fleet maintenance in a competitive market is challenging. The City's diverse fleet covers over 15 different common and specialized vocational equipment fields. Fleet Maintenance needs enhanced technological training for staff to be able to work on new vehicles.
- Current funding limits strategic timing of the replacement of City vehicles within the City's fiscal restraints.
- Though a needs assessment for a Fleet Maintenance facility is underway, the current facility lacks indoor vehicle storage and workspace. As a result of supply chain and production demand constraints, the department has had difficulty obtaining commodities and equipment necessary to maintain infrastructure. In addition, impacts due to inflation and supply shortages are starting to impact capital project budgeting.



# CITY OF BLOOMINGTON, IL

## NEXT YEAR / CURRENT YEAR BUDGET ANALYSIS

ACCOUNTS FOR:		2023	2024	2024	2024	2024	2025	PCT	
		ACTUAL	ORIG BUD	REVISED BUD	ACTUAL	PROJECTION	ADOPTED	CHANGE	
Fleet Management									
10016310	54310	Fuel Other	-193,710.08	-225,664.00	-225,664.00	-136,685.17	-210,500.00	-227,901.00	1.0%
10016310	54320	Fleet Chrg	-2,675,264.75	-2,828,080.00	-2,828,080.00	-1,731,911.76	-2,650,000.00	-2,600,000.00	-8.1%
10016310	57114	Equip Sale	.00	.00	.00	-7,401.00	-7,401.00	.00	.0%
10016310	57420	PropDamCln	-443.30	.00	.00	.00	.00	.00	.0%
10016310	57990	Misc Rev	-2,662.95	-1,642.00	-1,642.00	-1,930.35	-2,000.00	-1,500.00	-8.6%
10016310	61100	Salary FT	705,527.27	735,995.00	735,995.00	487,931.96	718,146.20	836,071.00	13.6%
10016310	61130	Salary SN	4,966.50	61,224.00	61,224.00	17,629.00	32,177.25	59,490.00	-2.8%
10016310	61150	Salary OT	27,690.14	24,000.00	24,000.00	30,101.31	26,641.46	24,000.00	.0%
10016310	61190	Other Sal	7,282.39	.00	.00	11,094.96	11,094.96	.00	.0%
10016310	62100	Dental Enh	3,625.32	3,699.00	3,699.00	2,297.25	3,534.98	4,036.00	9.1%
10016310	62109	ENH HMO	17,341.50	17,448.00	17,448.00	11,608.50	17,656.82	18,145.00	4.0%
10016310	62110	Group Life	607.75	612.00	612.00	383.20	584.80	680.00	11.1%
10016310	62111	Enh Vision	1,019.96	1,011.00	1,011.00	636.37	971.41	1,112.00	10.0%
10016310	62113	BCBS 60/12	72,134.45	70,149.00	70,149.00	51,653.56	80,769.41	101,747.00	45.0%
10016310	62114	BCBS HSA	17,737.14	18,420.00	18,420.00	3,924.44	5,969.16	6,135.00	-66.7%
10016310	62115	RHS Contrb	2,432.23	2,700.00	2,700.00	2,084.23	3,671.53	4,800.00	77.8%
10016310	62116	HSA City	3,100.00	3,100.00	3,100.00	-1,939.20	-739.20	1,200.00	-61.3%
10016310	62117	DentalPPO	.00	.00	.00	31.89	.00	.00	.0%
10016310	62120	IMRF	64,463.45	55,649.00	55,649.00	37,317.79	54,321.76	67,922.00	22.1%
10016310	62130	FICA	44,007.94	49,118.00	49,118.00	32,148.27	45,298.78	54,700.00	11.4%
10016310	62140	Medicare	10,292.21	11,492.00	11,492.00	7,518.73	10,594.34	12,798.00	11.4%
10016310	62180	Tool Allow	7,700.00	7,700.00	7,700.00	6,600.00	6,600.00	8,250.00	7.1%
10016310	62191	Prot Wear	972.74	2,450.00	2,450.00	2,960.14	3,500.00	.00	.0%
10016310	62990	Othr Ben	1,870.00	1,800.00	1,800.00	14,156.80	14,246.80	2,600.00	44.4%
10016310	70430	MFD Lease	941.03	1,100.00	1,100.00	574.71	1,000.00	1,000.00	-9.1%
10016310	70510	RepMaint B	4,799.87	4,000.00	4,000.00	75.60	4,000.00	34,000.00	750.0%
10016310	70520	RepMaint V	503,815.84	565,500.00	565,500.00	386,564.04	565,500.00	592,465.00	4.8%
10016310	70530	RepMaint O	2,589.75	2,700.00	2,700.00	.00	2,700.00	3,800.00	40.7%
10016310	70540	RepMt Othr	1,796.29	10,000.00	10,000.00	4,924.99	7,500.00	7,500.00	-25.0%
10016310	70620	Towing	10,205.00	3,500.00	3,500.00	7,150.00	10,000.00	10,000.00	185.7%
10016310	70631	Dues	.00	100.00	100.00	.00	.00	.00	.0%
10016310	70632	Pro Develp	2,242.32	1,950.00	1,950.00	516.00	1,950.00	3,850.00	97.4%
10016310	70649	Car Wash	16.00	16.00	16.00	.00	16.00	50.00	212.5%
10016310	70690	Purch Serv	22,701.27	22,500.00	22,500.00	21,231.82	23,800.00	24,400.00	8.4%
10016310	70702	WC Prem	4,848.09	5,346.15	5,346.15	5,346.15	5,346.15	5,615.18	5.0%
10016310	70703	Liab Prem	6,426.30	8,802.84	8,802.84	8,802.84	8,802.84	9,843.59	11.8%
10016310	70704	Prop In Pr	5,258.53	6,233.22	6,233.22	6,233.22	6,233.22	7,442.39	19.4%
10016310	70712	WC Claim	42,994.27	49,774.81	49,774.81	49,774.81	49,774.81	73,332.15	47.3%
10016310	70713	Liab Claim	2,866.28	3,374.56	3,374.56	3,374.56	3,374.56	5,146.12	52.5%
10016310	70714	Prop Claim	3,224.57	3,374.56	3,374.56	3,374.56	3,374.56	5,146.12	52.5%
10016310	70720	Ins Admin	5,128.20	5,238.56	5,238.56	5,238.56	5,238.56	5,229.69	-.2%
10016310	71017	Postage	71.38	.00	.00	.00	.00	.00	.0%
10016310	71024	Janit Supp	1,418.59	1,000.00	1,000.00	1,469.84	2,306.00	2,300.00	130.0%
10016310	71035	SafeEquip	454.95	650.00	650.00	588.08	650.00	670.00	3.1%

# CITY OF BLOOMINGTON, IL

## NEXT YEAR / CURRENT YEAR BUDGET ANALYSIS

PROJECTION: 20255 FY 2025 BUDGET MASTER LEVEL 5							FOR PERIOD		
ACCOUNTS FOR:			2023	2024	2024	2024	2024	2025	PCT
			ACTUAL	ORIG BUD	REVISED BUD	ACTUAL	PROJECTION	ADOPTED	CHANGE
Fleet Management									
10016310	71070	Fuel	1,532,218.54	1,775,310.00	1,775,310.00	1,783,939.65	1,500,000.00	1,600,000.00	-9.9%
10016310	71075	Oil	64,995.57	91,682.00	91,682.00	35,637.97	70,000.00	75,000.00	-18.2%
10016310	71080	Maint Supp	4,091.63	6,240.00	11,164.99	12,020.11	6,240.00	6,430.00	-42.4%
10016310	71190	Other Supp	5,699.59	2,080.00	2,080.00	1,715.01	2,080.00	2,142.00	3.0%
10016310	71340	Telecom	7,050.36	6,283.00	6,283.00	4,768.65	7,200.00	7,200.00	14.6%
10016310	71710	Veh Equip	611,532.97	694,780.00	694,780.00	384,519.75	650,000.00	675,000.00	-2.8%
10016310	72130	CO Lcn Veh	68,047.00	.00	.00	.00	.00	.00	.0%
10016310	72140	CO Other	18,711.69	7,384.00	2,459.01	.00	.00	99,988.00	3966.2%
10016310	73401	Lease Prin	926.25	.00	.00	.00	.00	.00	.0%
10016310	73701	Lease Int	6.00	.00	.00	.00	.00	.00	.0%
10016310	79150	Bad Debt	1.05	.00	.00	.00	.00	.00	.0%
TOTAL Fleet Management			1,055,769.09	1,290,100.70	1,290,100.70	1,568,051.84	1,102,226.16	1,631,835.24	26.5%
TOTAL REVENUE			-2,872,081.08	-3,055,386.00	-3,055,386.00	-1,877,928.28	-2,869,901.00	-2,829,401.00	-7.4%
TOTAL EXPENSE			3,927,850.17	4,345,486.70	4,345,486.70	3,445,980.12	3,972,127.16	4,461,236.24	2.7%
GRAND TOTAL			1,055,769.09	1,290,100.70	1,290,100.70	1,568,051.84	1,102,226.16	1,631,835.24	26.5%

# CITY OF BLOOMINGTON, IL

## PROJECTION 20255 / BUDGET ENTRY FUTURE YRS REPORT

ORG	OBJECT PROJ	DESC	2026	2027	2028	2029
10016310	Fleet Management					
10016310	54310	Fuel Other	-234,738.03	-241,780.17	-249,033.57	-256,504.58
10016310	54320	Fleet Chrg	-2,678,000.00	-2,758,340.00	-2,841,090.20	-2,926,322.91
10016310	57990	Misc Rev	-1,545.00	-1,591.35	-1,639.09	-1,688.26
10016310	61100	Salary FT	865,333.49	895,620.16	926,966.86	959,410.70
10016310	61130	Salary SN	61,572.15	63,727.18	65,957.63	68,266.14
10016310	61150	Salary OT	24,840.00	25,709.40	26,609.23	27,540.55
10016310	62100	Dental Enh	4,036.00	4,036.00	4,036.00	4,036.00
10016310	62109	ENH HMO	19,052.25	20,004.86	21,005.11	22,055.36
10016310	62110	Group Life	680.00	680.00	680.00	680.00
10016310	62111	Enh Vision	1,112.00	1,112.00	1,112.00	1,112.00
10016310	62113	BCBS 60/12	106,834.35	112,176.07	117,784.87	123,674.11
10016310	62114	BCBS HSA	6,441.75	6,763.84	7,102.03	7,457.13
10016310	62115	RHS Contrb	4,800.00	4,800.00	4,800.00	4,800.00
10016310	62116	HSA City	1,200.00	1,200.00	1,200.00	1,200.00
10016310	62120	IMRF	70,299.27	72,759.74	75,306.34	77,942.06
10016310	62130	FICA	56,614.50	58,596.01	60,646.87	62,769.51
10016310	62140	Medicare	13,245.93	13,709.54	14,189.37	14,686.00
10016310	62180	Tool Allow	8,250.00	8,250.00	8,250.00	8,250.00
10016310	62990	Othr Ben	2,600.00	2,600.00	2,600.00	2,600.00
10016310	70430	MFD Lease	1,000.00	1,000.00	1,000.00	1,000.00
10016310	70510	RepMaint B	15,000.00	15,000.00	15,000.00	15,000.00
10016310	70520	RepMaint V	610,238.95	628,546.12	647,402.50	666,824.58
10016310	70530	RepMaint O	3,914.00	4,031.42	4,152.36	4,276.93
10016310	70540	RepMt Othr	7,725.00	7,956.75	8,195.45	8,441.32
10016310	70620	Towing	10,300.00	10,609.00	10,927.27	11,255.09
10016310	70632	Pro Develop	3,965.50	4,084.47	4,207.00	4,333.21
10016310	70649	Car Wash	51.50	53.05	54.64	56.28
10016310	70690	Purch Serv	25,132.00	25,885.96	26,662.54	27,462.41
10016310	70702	WC Prem	5,783.64	5,957.15	6,135.86	6,319.94
10016310	70703	Liab Prem	10,138.90	10,443.07	10,756.36	11,079.05
10016310	70704	Prop In Pr	7,665.67	7,895.64	8,132.50	8,376.48
10016310	70712	WC Claim	75,532.11	77,798.08	80,132.02	82,535.98
10016310	70713	Liab Claim	5,300.50	5,459.51	5,623.30	5,792.00
10016310	70714	Prop Claim	5,300.50	5,459.51	5,623.30	5,792.00
10016310	70720	Ins Admin	5,386.58	5,548.18	5,714.63	5,886.07
10016310	71024	Janit Supp	2,369.00	2,440.07	2,513.27	2,588.67
10016310	71035	SafeEquip	690.10	710.80	732.13	754.09
10016310	71070	Fuel	1,648,000.00	1,697,440.00	1,748,363.20	1,800,814.10
10016310	71075	Oil	77,250.00	79,567.50	81,954.53	84,413.16
10016310	71080	Maint Supp	6,622.90	6,821.59	7,026.23	7,237.02
10016310	71190	Other Supp	2,206.26	2,272.45	2,340.62	2,410.84
10016310	71340	Telecom	7,416.00	7,638.48	7,867.63	8,103.66
10016310	71710	Veh Equip	695,250.00	716,107.50	737,590.73	759,718.45
10016310	72130	CO Lcn Veh	60,048.00	135,464.00	.00	.00
10016310	72140	CO Other	.00	.00	.00	.00
TOTAL 10016310 Fleet Mgmt			1,624,915.77	1,754,223.58	1,674,591.52	1,732,435.14

# CITY OF BLOOMINGTON, IL

## PROJECTION 20255 / BUDGET ENTRY FUTURE YRS REPORT

ORG	OBJECT PROJ	DESC	2026	2027	2028	2029
	TOTAL	REVENUE	-2,914,283.03	-3,001,711.52	-3,091,762.86	-3,184,515.75
	TOTAL	EXPENSE	4,539,198.80	4,755,935.10	4,766,354.38	4,916,950.89
	GRAND	TOTAL	1,624,915.77	1,754,223.58	1,674,591.52	1,732,435.14

# MCLEAN COUNTY HEALTH

## 10019140

### **Purpose**

The City established the McLean County Mental Health division to account for the contribution provided to the County related to mental health. A joint initiative between the City of Bloomington, the Town of Normal and Mclean County whose purpose is to fund mental health services as identified in the McLean County Mental Health Action Plan of 2015.

### **Background**

On September 21, 2015, the City Council took the Mclean County Mental Health Action Plan into consideration while discussing raising the Home Rule Sales Tax. City Council approved the amendment to Chapter 39 – Taxation, Section 130 of the municipal code that increased Home Rule Sales Tax by 1% with 10% of net proceeds or approximately one quarter of a percent earmarked for this initiative. At the time of inception, the increase was estimated at \$2.4M, which will be transferred to McLean County each year for the next twenty years. The Town of Normal also increased their Home Rule Sales Tax 1% and designated 10% of the net proceeds to this joint initiative and is estimated at \$1.675M annually.

### **FY 2025 Budget & Program Highlights**

The City of Bloomington amount proposed for the McLean County Mental Health division in FY 2024 is \$3.03 million based on the overall Home Rule Sales Tax revenue proposed at \$30.3 million.

### **What We Accomplished in FY 2024**

The City is projected to provide \$3 million dollars to the McLean County Mental Health division in FY 2024.

### **Challenges**

As the City's overall tax revenues declines, the 10% portion of the Home Rule Sales Tax allocated to the McLean County Mental Health division is less dollars available to the General Fund for Public Safety and other General Fund Departments for daily city operations and programs.

# CITY OF BLOOMINGTON, IL

## NEXT YEAR / CURRENT YEAR BUDGET ANALYSIS

PROJECTION: 20255 FY 2025 BUDGET MASTER LEVEL 5									
ACCOUNTS FOR:									
			2023 ACTUAL	2024 ORIG BUD	2024 REVISED BUD	2024 ACTUAL	2024 PROJECTION	2025 ADOPTED	PCT CHANGE
McLean County Mental Health									
10019140 75021	To Mental Hth		2,996,706.54	2,850,000.00	2,850,000.00	1,535,455.06	3,000,565.56	3,030,571.21	6.3%
	TOTAL McLean County Mental Hlth		2,996,706.54	2,850,000.00	2,850,000.00	1,535,455.06	3,000,565.56	3,030,571.21	6.3%
	TOTAL REVENUE		.00	.00	.00	.00	.00	.00	.0%
	TOTAL EXPENSE		2,996,706.54	2,850,000.00	2,850,000.00	1,535,455.06	3,000,565.56	3,030,571.21	6.3%
	GRAND TOTAL		2,996,706.54	2,850,000.00	2,850,000.00	1,535,455.06	3,000,565.56	3,030,571.21	6.3%

# CITY OF BLOOMINGTON, IL

## PROJECTION 20255 / BUDGET ENTRY FUTURE YRS REPORT

ORG	OBJECT PROJ	DESC	2026	2027	2028	2029
10019140	McLean County Mental Health					
10019140	75021	ToMentlHth	3,060,876.93	3,091,485.69	3,122,400.55	3,153,624.56
TOTAL	10019140	McLean	3,060,876.93	3,091,485.69	3,122,400.55	3,153,624.56
TOTAL	REVENUE		.00	.00	.00	.00
TOTAL	EXPENSE		3,060,876.93	3,091,485.69	3,122,400.55	3,153,624.56
GRAND	TOTAL		3,060,876.93	3,091,485.69	3,122,400.55	3,153,624.56

# SISTER CITY COMMITTEE

## 10019160



### Purpose

The purpose of the Bloomington-Normal Sister City Committee, also known as Sister Cities Committee, is to further international relations and good will between the Bloomington-Normal Community and Asahikawa, Japan through student exchange programs, community involvement in both cities to foster international cultural awareness, and sharing of daily life experiences that are similar and different across cultures.

The Sister Cities relationship with Asahikawa began in 1962 and is one of the longest running in the country. It is a joint effort between the City of Bloomington and the Town of Normal. Asahikawa is on the northern island of Hokkaido, Japan.

### Authorization

This relationship is pursuant of the People to People program instituted by the United States State Department (original ordinance 1982-91). Our committee is also a member of Sister Cities International.

### What is the Sister City Committee?

- The Sister City Committee is responsible for preparing an annual budget for its operations
- The Committee consists of a maximum of twenty (20) members, ten (10) approved by the Mayor and Council of each community.
- The Committee meets on the first Monday of each month at the Central Illinois Regional Airport, except during Monday holidays.
- The Committee is broken down into sub-committees that focus on educational exchange and community relations activities.

### FY 2025 Budget & Program Highlights

- The City's General Fund will transfer \$13,311 to support the operations of the Sister City Committee in FY 2025.
- The Town of Normal will transfer \$13,310 to support the operations of the Sister City Committee in FY 2025.
- Private donations and corporate support provide additional funding for the community activities.

### Funding Source

The City of Bloomington and Town of Normal provide funds for this organization in addition to private donations.

### What We Accomplished in FY 2024

- The committee planned and hosted the 60th Anniversary event in July 2023 (postponed from Summer 2022 due to the COVID-19 pandemic). Over 3 days, the committee hosted 29 delegates from the Asahikawa community for events in the Bloomington-Normal community. The delegation included the



mayor and some council members of the city of Asahikawa. Members of the Bloomington-Normal community attended the events, including the mayors of the two cities and Sister City Committee members.

- During the Anniversary events, the executive members of the Sister City Committee met with the President of the Asahikawa Committee to plan resuming the exchange programs during the current fiscal year. To that end, a high school student from Bloomington-Normal went to Asahikawa in August 2023 to begin a 9-month exchange, and a high school student from Asahikawa came to Bloomington-Normal with the delegation to begin her 9-month stay in our community. Plans to resume the junior high school exchange program were also made, with a delegation planning to come to Bloomington-Normal in March 2024 and a delegation going to Asahikawa in June 2024.
- Several new members have joined the committee over the past year.
- The Committee continues to maintain the Japanese Garden in Normal.

## Upcoming Changes

- Continued emphasis on more aggressively promoting the Junior High To and High School To exchange programs along with increasing the age span of qualified candidates will continue for the next trip (planned for June 2024). This strategy has been successful in bringing us a larger number of qualified candidates in the past.
- A new strategy in seeking host families for the High School From exchange student will be implemented for the next student. Recruitment of host families will occur *before* identification of the school the student will attend to make sure a host family is not restricted to specific areas of the community.
- We will work to revise the committee website to be easier to use.
- Recruitment of new members to the Committee continues, with a focus on attracting members with a passion for international exchange programs.
- We are exploring for the committee in Asahikawa the possibility of increasing the number of higher exchange students each year from 1 to 2. About a decade ago, we had been exchanging 2 high schools students per year with Asahikawa and would like to return to that number to increase opportunities for students in the community.

# CITY OF BLOOMINGTON, IL

## NEXT YEAR / CURRENT YEAR BUDGET ANALYSIS

PROJECTION: 20255 FY 2025 BUDGET MASTER LEVEL 5

ACCOUNTS FOR:

Sister City	2023 ACTUAL	2024 ORIG BUD	2024 REVISED BUD	2024 ACTUAL	2024 PROJECTION	2025 ADOPTED	PCT CHANGE
10019160 53350 Tn of Nrm1	-12,100.00	-12,100.00	-12,100.00	-12,100.00	-12,100.00	-13,310.00	10.0%
10019160 57310 Donations	-600.00	-1,000.00	-1,000.00	.00	.00	.00	.0%
10019160 70630 Travel	.00	4,500.00	4,500.00	3,038.85	10,240.00	8,400.00	86.7%
10019160 71010 Off Supp	218.62	200.00	200.00	.00	200.00	200.00	.0%
10019160 71017 Postage	37.70	520.00	520.00	9.24	520.00	550.00	5.8%
10019160 79110 Com Relatn	577.53	7,000.00	7,000.00	351.10	3,000.00	7,000.00	.0%
10019160 79980 SpProg Exp	1,412.20	52,500.00	52,500.00	51,167.52	52,500.00	21,950.00	-58.2%
10019160 79990 Othr Exp	.00	500.00	500.00	.00	500.00	500.00	.0%
10019160 85100 Fm General	-12,101.00	-12,101.00	-12,101.00	-12,101.00	-12,101.00	-13,311.00	10.0%
TOTAL Sister City	-22,554.95	40,019.00	40,019.00	30,365.71	42,759.00	11,979.00	-70.1%
TOTAL REVENUE	-24,801.00	-25,201.00	-25,201.00	-24,201.00	-24,201.00	-26,621.00	5.6%
TOTAL EXPENSE	2,246.05	65,220.00	65,220.00	54,566.71	66,960.00	38,600.00	-40.8%
GRAND TOTAL	-22,554.95	40,019.00	40,019.00	30,365.71	42,759.00	11,979.00	-70.1%

# CITY OF BLOOMINGTON, IL

## PROJECTION 20255 / BUDGET ENTRY FUTURE YRS REPORT

ORG	OBJECT PROJ	DESC	2026	2027	2028	2029
10019160	Sister City					
10019160	53350	Tn of Nrm1	-13,310.00	-13,310.00	-13,310.00	-13,310.00
10019160	70630	Travel	8,652.00	8,911.56	9,178.91	9,454.27
10019160	71010	Off Supp	206.00	212.18	218.55	225.10
10019160	71017	Postage	566.50	583.50	601.00	619.03
10019160	79110	Com Relatn	7,210.00	7,426.30	7,649.09	7,878.56
10019160	79980	SpProg Exp	22,608.50	23,286.76	23,985.36	24,704.92
10019160	79990	Othr Exp	515.00	530.45	546.36	562.75
10019160	85100	Fm General	-13,311.00	-13,311.00	-13,311.00	-13,311.00
TOTAL 10019160 Sister City			13,137.00	14,329.75	15,558.27	16,823.63
TOTAL REVENUE			-26,621.00	-26,621.00	-26,621.00	-26,621.00
TOTAL EXPENSE			39,758.00	40,950.75	42,179.27	43,444.63
GRAND TOTAL			13,137.00	14,329.75	15,558.27	16,823.63

# GENERAL FUND TRANSFERS 10019180



## Purpose

General Accepted Accounting Principles (GAAP) define inter-fund transfers as a “flows of assets (such as cash or goods) without equivalent flows of assets in return and without a requirement for repayment.” In connection with the City’s financial statements, the term transfer is used exclusively in connection with inter-fund activities which are activities between funds of the primary government. Transactions between the primary government and parties outside the financial reporting entity should be reported as revenues and expenses/expenditures rather than transfers.

## Authorization

The City Manager and Finance Department recommend the budgetary practice of inter-fund transfers in the City’s annual budget.

## FY 2025 Budget & Program Highlights

- The General Fund will be reimbursed \$3,309,457 from the Enterprise funds for services provided to these funds by General Fund departments. This includes absorbing the Utility Billing and Collections areas into the General Fund beginning in FY 2019. This also includes a fee to Enterprise funds for services received from Administration, City Clerk, Human Resources, Finance and Information Technology.
- The General Fund will transfer \$2,000,000 to the Arena fund for salary & benefits of one employee, audit cost, City insurance, City Capital Projects, City Capital Lease payments for assets and other miscellaneous cost.
- The General Fund will transfer \$13,311 to continue the City’s support of the Sister City program.
- The General Fund will transfer \$7,000,000 to the Capital Improvement Fund for projects not related to resurfacing or sidewalks.
- The General Fund will transfer \$2,500,000 to the Capital Improvement (Asphalt & Concrete) Fund for resurfacing and sidewalk work.

## What We Accomplished in FY 2024

- The General Fund was reimbursed \$3,140,526 from the Enterprise funds for services provided to these funds by General Fund departments.
- The General Fund transferred \$3,300,000 to the Capital Improvement Fund to allocate resources for Capital Projects.
- The General Fund transferred \$576,710 to Debt Service Funds.
- The General Fund is estimated to transfer transferred \$13,065,469 to subsidize Enterprise Fund(s).
- The General Fund transferred \$1,000,000 to the Capital Improvement (Asphalt & Concrete) Fund for resurfacing and sidewalk work.

**Revenues & Expenditures**

<b>General Fund Transfers</b>	<b>FY 2023 Actual</b>	<b>FY 2024 Adopted Budget</b>	<b>FY 2024 Projected</b>	<b>FY 2025 Adopted Budget</b>
Transfer In	(\$3,170,298)	(\$3,140,526)	(\$3,140,526)	(\$3,309,457)
Transfer Out	\$9,177,177	\$10,244,729	\$17,954,280	\$11,513,311)

**Challenges**

The biggest challenge is no current funding source for Capital Projects that are not related to Streets and Sidewalks.

# CITY OF BLOOMINGTON, IL

## NEXT YEAR / CURRENT YEAR BUDGET ANALYSIS

ACCOUNTS FOR:			PROJECTION: 20255 FY 2025 BUDGET MASTER LEVEL 5					FOR PERIOD 12	
General Fund Transfers	2023 ACTUAL	2024 ORIG BUD	2024 REVISED BUD	2024 ACTUAL	2024 PROJECTION	2025 ADOPTED	PCT CHANGE		
10019180 85503 Fm wadmFe	-1,363,239.95	-1,375,387.94	-1,375,387.94	-1,375,387.94	-1,375,387.94	-1,359,616.37	-1.1%		
10019180 85513 Fm SadmFe	-617,769.84	-629,964.50	-629,964.50	-629,964.50	-629,964.50	-660,684.75	4.9%		
10019180 85531 Fm StrmWtr	-450,762.42	-443,039.35	-443,039.35	-443,039.35	-443,039.35	-487,658.68	10.1%		
10019180 85540 Fm SWSTAdm	-507,806.20	-484,349.28	-484,349.28	-484,349.28	-484,349.28	-546,599.20	12.9%		
10019180 85565 Fm GlfAdFe	-91,660.80	-76,168.65	-76,168.65	-76,168.65	-76,168.65	-98,285.76	29.0%		
10019180 85573 Fm ArenaCi	-92,792.12	-73,208.44	-73,208.44	-73,208.44	-73,208.44	-88,578.72	21.0%		
10019180 85574 Fm Arenave	-25,972.02	-48,997.16	-48,997.16	-48,997.16	-48,997.16	-47,315.73	-3.4%		
10019180 85575 frm ALG	-20,294.58	-9,411.17	-9,411.17	-9,411.17	-9,411.17	-20,717.29	120.1%		
10019180 89205 To Str Cty	12,101.00	12,101.00	12,101.00	12,101.00	12,101.00	13,311.00	10.0%		
10019180 89301 To GBI	359,125.68	.00	.00	.00	.00	.00	.0%		
10019180 89307 To 04 MPBd	469,751.77	576,710.27	576,710.27	576,710.27	576,710.27	.00	.0%		
10019180 89410 To CIF	2,630,366.00	3,300,000.00	3,300,000.00	3,300,000.00	3,300,000.00	7,000,000.00	112.1%		
10019180 89413 ToAshphalt	.00	1,000,000.00	1,000,000.00	1,000,000.00	1,000,000.00	2,500,000.00	150.0%		
10019180 89506 TOWTRTD	.00	.00	3,507,409.89	2,780,712.32	2,780,712.32	.00	.0%		
10019180 89511 To Sewer	.00	.00	3,095,953.68	2,464,419.47	2,464,419.47	.00	.0%		
10019180 89531 To StrmWtr	.00	.00	3,095,953.68	2,464,419.47	2,464,419.47	.00	.0%		
10019180 89544 To Swaste	1,000,000.00	.00	.00	.00	.00	.00	.0%		
10019180 89556 Tran AL Pa	642,100.00	1,100,000.00	1,100,000.00	.00	1,100,000.00	.00	.0%		
10019180 89564 To GlfDen	500,702.32	1,255,917.86	1,255,917.86	.00	1,255,917.86	.00	.0%		
10019180 89565 To GLF PV	274,783.38	.00	.00	.00	.00	.00	.0%		
10019180 89566 To HGC	106,511.72	.00	.00	.00	.00	.00	.0%		
10019180 89871 To Arn Fnd	3,181,734.70	3,000,000.00	3,000,000.00	.00	3,000,000.00	2,000,000.00	-33.3%		
<b>TOTAL General Fund Transfers</b>	<b>6,006,878.64</b>	<b>7,104,202.64</b>	<b>16,803,519.89</b>	<b>9,457,836.04</b>	<b>14,813,753.90</b>	<b>8,203,854.50</b>	<b>-51.2%</b>		
<b>TOTAL REVENUE</b>	<b>-3,170,297.93</b>	<b>-3,140,526.49</b>	<b>-3,140,526.49</b>	<b>-3,140,526.49</b>	<b>-3,140,526.49</b>	<b>-3,309,456.50</b>	<b>5.4%</b>		
<b>TOTAL EXPENSE</b>	<b>9,177,176.57</b>	<b>10,244,729.13</b>	<b>19,944,046.38</b>	<b>12,598,362.53</b>	<b>17,954,280.39</b>	<b>11,513,311.00</b>	<b>-42.3%</b>		
<b>GRAND TOTAL</b>	<b>6,006,878.64</b>	<b>7,104,202.64</b>	<b>16,803,519.89</b>	<b>9,457,836.04</b>	<b>14,813,753.90</b>	<b>8,203,854.50</b>	<b>-51.2%</b>		


# CITY OF BLOOMINGTON, IL

## PROJECTION 20255 / BUDGET ENTRY FUTURE YRS REPORT

ORG	OBJECT PROJ	DESC	2026	2027	2028	2029
10019180	General Fund	Transfers				
10019180	85503	Fm wadmFe	-1,411,550.87	-1,466,740.01	-1,512,249.35	-1,559,388.23
10019180	85513	Fm SadmFe	-687,218.99	-715,571.20	-737,946.14	-761,151.52
10019180	85531	Fm StrmWtr	-508,729.40	-531,412.66	-548,225.97	-565,696.40
10019180	85540	Fm SWSTAdm	-568,286.52	-591,429.58	-609,887.68	-629,024.93
10019180	85565	Fm GlfAdFe	-101,234.33	-104,271.36	-107,399.50	-110,621.49
10019180	85573	Fm ArenaCi	-91,236.09	-93,973.17	-96,792.36	-99,696.13
10019180	85574	Fm ArenaVe	-48,735.21	-50,197.26	-51,703.18	-53,254.28
10019180	85575	frm ALG	-21,338.81	-21,978.98	-22,638.35	-23,317.50
10019180	89205	To Str Cty	13,311.00	13,311.00	13,311.00	13,311.00
10019180	89410	To CIF	4,590,928.22	2,034,500.00	568,700.00	1,135,000.00
10019180	89413	ToAshphalt	2,000,000.00	2,000,000.00	2,000,000.00	2,000,000.00
10019180	89564	To GlfDen	.00	310,799.24	124,822.03	100,000.00
10019180	89871	To Arn Fnd	1,844,428.46	1,784,339.79	1,448,938.61	1,343,617.28
TOTAL 10019180 General Fund Trs			5,010,337.46	2,567,375.81	468,929.11	789,777.80
TOTAL REVENUE			-3,438,330.22	-3,575,574.22	-3,686,842.53	-3,802,150.48
TOTAL EXPENSE			8,448,667.68	6,142,950.03	4,155,771.64	4,591,928.28
GRAND TOTAL			5,010,337.46	2,567,375.81	468,929.11	789,777.80

# PUBLIC TRANSPORTATION

## 10019190



### Purpose

The City established the Public Transportation division to account for the subsidy provided to Connect Transit, a joint venture between the City of Bloomington and the Town of Normal whose purpose is to engage in a wide variety of activities necessary for the operation of a public transit system within the corporate limits of the two governmental entities.

### What is Connect Transit?

Connect Transit operates 44 fixed route buses and 22 para-transit buses. In FY 2023, 2.13 million passenger trips were provided by the transit system. The ordinance (1972-69) approved in 1972 by the respective communities sets forth a formula to determine the contribution the City and Town will make to the Public Transit System to purchase capital equipment. The formula is based on population percentages at the most recent decennial census. This calculation led the City's portion used to purchase capital equipment is 59.9% (the capital equipment cost will vary from year to year). The Connect Transit fiscal year does not coincide with the timeframe of the City's FY 2025 budget. As a result, the contribution amount to the City's budget is calculated by including two months of the prior year contribution (Connect Transit FY 2024 budget) and ten months (Connect Transit FY 2025 budget) of the current contribution.

The Bloomington-Normal Public Transit System Board is composed of seven members. The City of Bloomington appoints four trustees and the Town of Normal appoints three trustees. Connect Transit gives a monthly report of its activities to the City Manager through the Board of Trustees meeting. Connect Transit is funded primarily through federal and state governmental assistance. Other revenue sources include fares and contractual fees. The City's annual capital and operating subsidy will be paid from this division of the budget.

Connect Transit operates on a Fiscal Year of July 1 to June 30. The requested and budgeted operating subsidy from the City is \$910,000 for FY 2025; no change from FY24. The requested and budgeted capital subsidy is \$790,610 for FY 2025 and is based on the Transportation Improvement Plan submitted to the State through the MCRPC. The total requested and budgeted transit subsidy for The City of Bloomington in FY 2025 is \$1,700,610.

### Funding Source

Connect Transit is funded primarily through federal and state governmental assistance. The City of Bloomington and the Town of Normal subsidize operating and capital budget deficits of the system in accordance with a prescribed formula.

### FY 2025 Budget & Program Highlights

- Continue to provide new buses. Connect Transit plans on purchasing 5 electric buses as replacement buses in FY 2025, replacing buses purchased in 2011.
- Continue its Better Bus Stop campaign that provides new shelters, benches, and concrete pads at bus stops.



- 5% increase in Capital and Operation costs in recognition of inflation cost increases, service modifications and continued supply chain issues.

## What We Accomplished in FY 2024

- Implemented a new on-demand service serving underserved areas in southwest Bloomington.
- Continued the Better Bus Stop campaign to improve infrastructure at bus stops.
- Provided free rides on Election Day and September to support the Bloomington Library's Library Card promotion.
- Purchased 5 electric buses as replacement buses.

## Performance Measurements

Public Transportation	FY 2023 Actual	FY 2024 Adopted Budget	FY 2024 Projected	FY 2025 Adopted
<b>Inputs:</b>				
Fixed Route Buses	42	44	42	44
Mobility Buses	19	19	22	22
<b>FLEX Vehicles</b>	0	5	5	10
Operations Staff	127	120	128	130
Maintenance Staff	20	24	24	24
Administrative Staff	12	16	16	16
<b>Outputs:</b>				
Fixed Route Passengers	2,024,124	2,300,000	2,200,000	2,300,000
Mobility Passengers	101,395	110,000	110,000	120,000
<b>FLEX Passengers</b>	0	65,000	70,000	90,000

# CITY OF BLOOMINGTON, IL

## NEXT YEAR / CURRENT YEAR BUDGET ANALYSIS

PROJECTION: 20255 FY 2025 BUDGET MASTER LEVEL 5									
ACCOUNTS FOR:									
			2023	2024	2024	2024	2024	2025	PCT
			ACTUAL	ORIG BUD	REVISED BUD	ACTUAL	PROJECTION	ADOPTED	CHANGE
Public Transportation									
10019190	75061	IGA Contr	729,264.95	.00	.00	.00	.00	790,610.00	.0%
10019190	75062	Suppl Cont	759,999.96	910,000.00	910,000.00	379,166.65	910,000.00	910,000.00	.0%
TOTAL Public Transportation			1,489,264.91	910,000.00	910,000.00	379,166.65	910,000.00	1,700,610.00	86.9%
TOTAL REVENUE			.00	.00	.00	.00	.00	.00	.0%
TOTAL EXPENSE			1,489,264.91	910,000.00	910,000.00	379,166.65	910,000.00	1,700,610.00	86.9%
GRAND TOTAL			1,489,264.91	910,000.00	910,000.00	379,166.65	910,000.00	1,700,610.00	86.9%

# CITY OF BLOOMINGTON, IL

## PROJECTION 20255 / BUDGET ENTRY FUTURE YRS REPORT

ORG	OBJECT	PROJ	DESC	2026	2027	2028	2029
10019190	Public	Transportation					
10019190	75061		IGA Contr	830,140.00	871,647.00	915,230.00	960,991.00
10019190	75062		Suppl Cont	910,000.00	910,000.00	910,000.00	910,000.00
TOTAL 10019190 Public Transport				1,740,140.00	1,781,647.00	1,825,230.00	1,870,991.00
TOTAL REVENUE				.00	.00	.00	.00
TOTAL EXPENSE				1,740,140.00	1,781,647.00	1,825,230.00	1,870,991.00
GRAND TOTAL				1,740,140.00	1,781,647.00	1,825,230.00	1,870,991.00