



Bloomington Fire Dept.

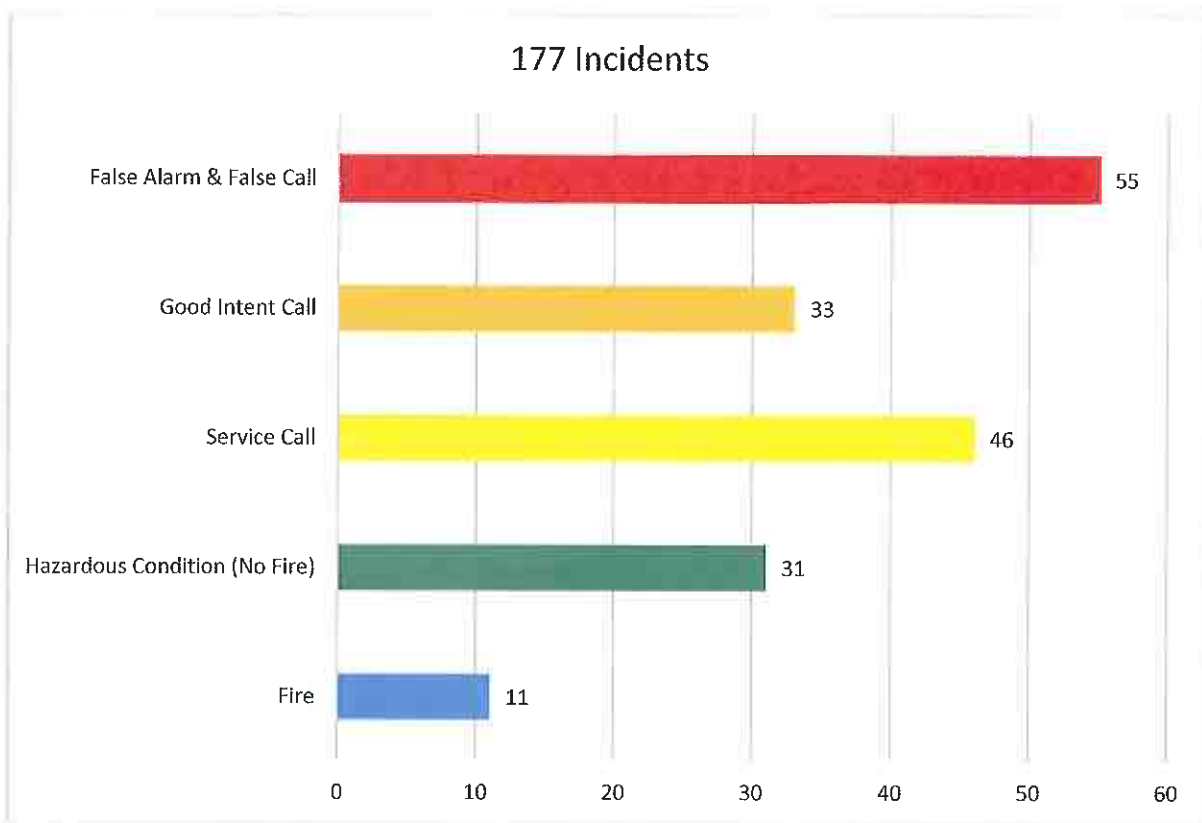
Monthly Fire Response Report

February 2019



Total Fire Response:	177
Total Structure Fires:	4
Total Estimated Dollar Loss (Property and Contents):	\$78,025

Top 5 Fire Responses

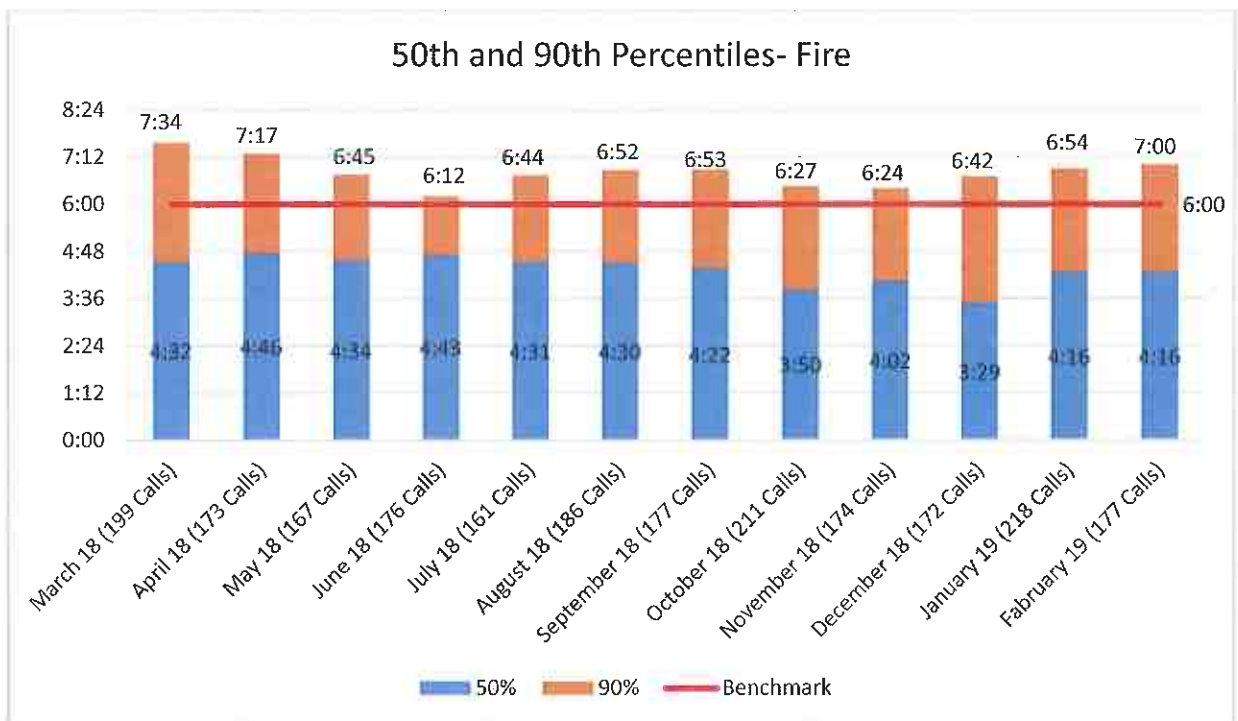
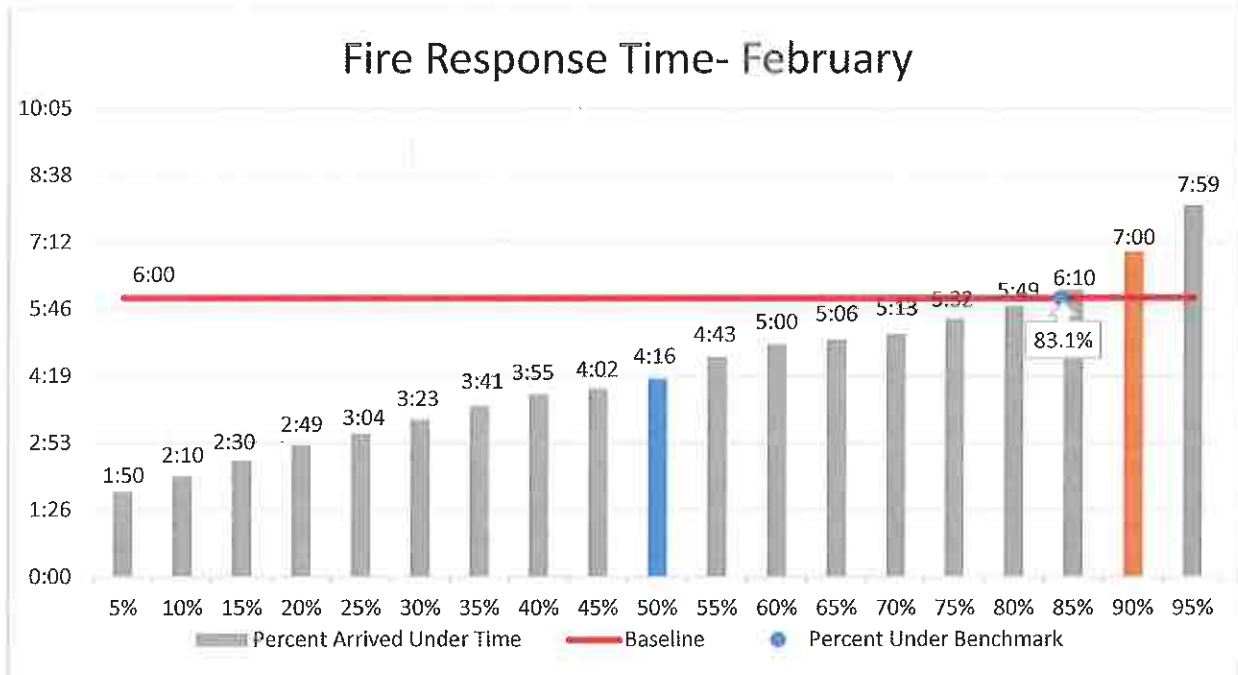




Bloomington Fire Dept.

Fire Response Times

February 2019

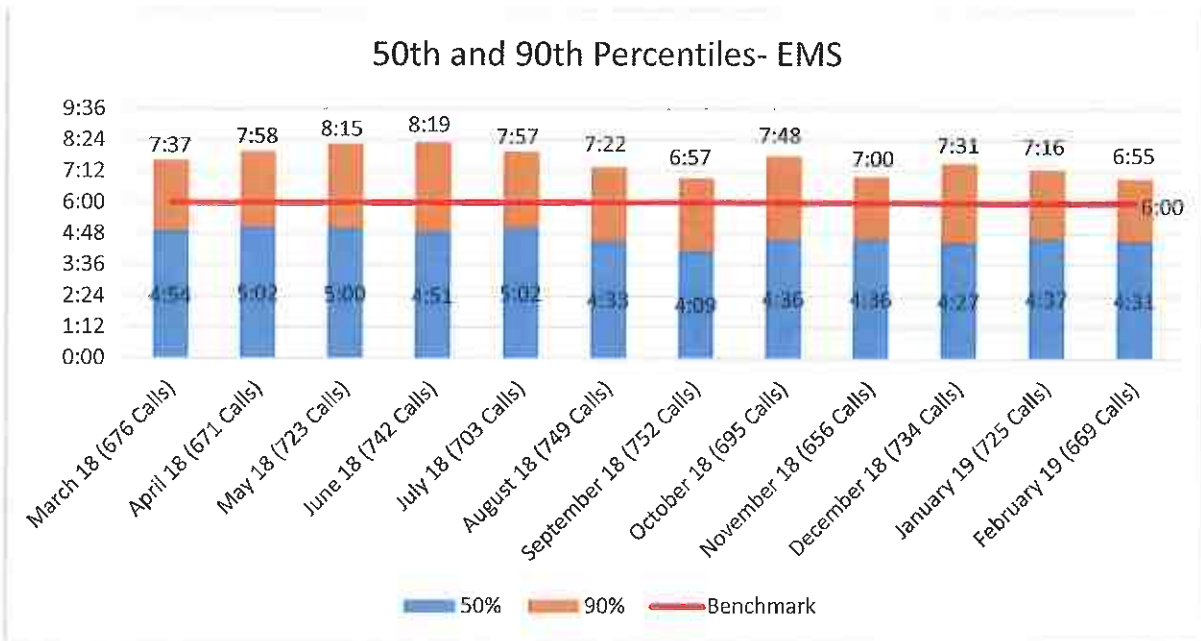
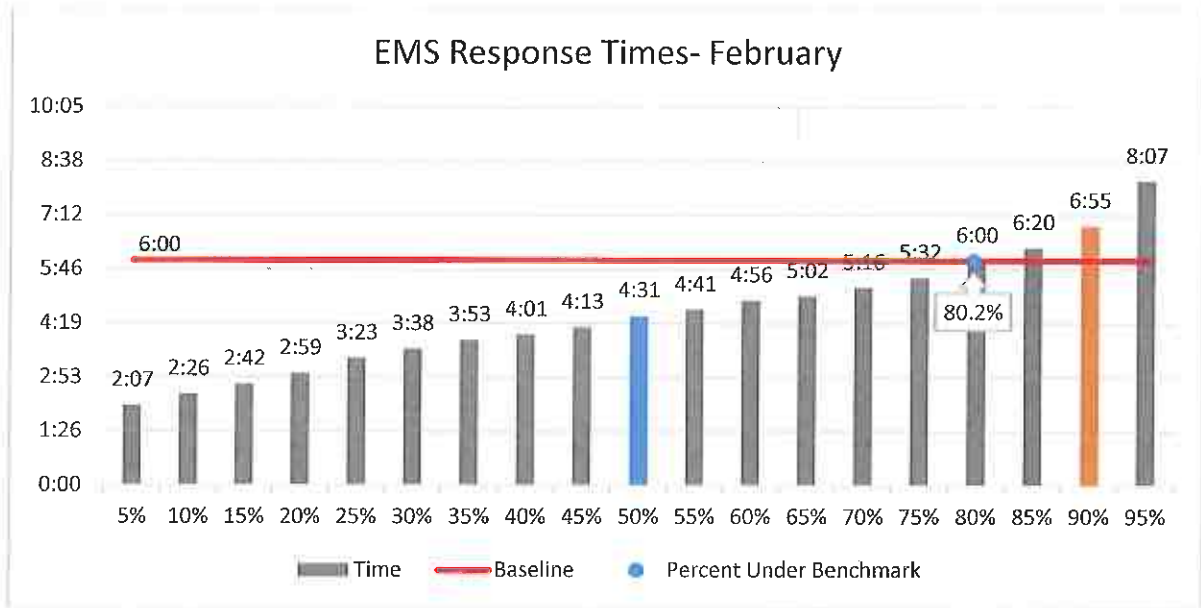




Bloomington Fire Dept.



EMS Response Times February 2019





Bloomington Fire Dept.

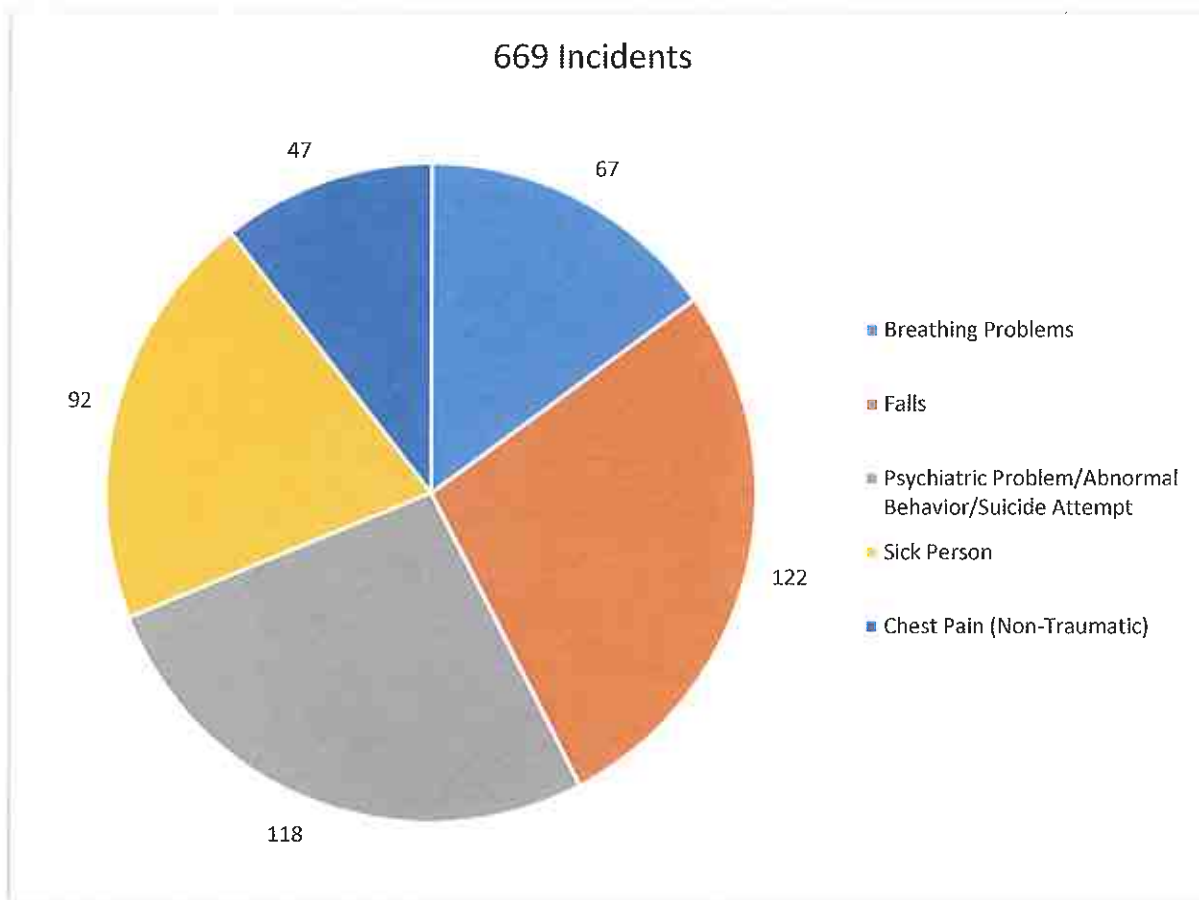
Monthly EMS Response Report

February 2019



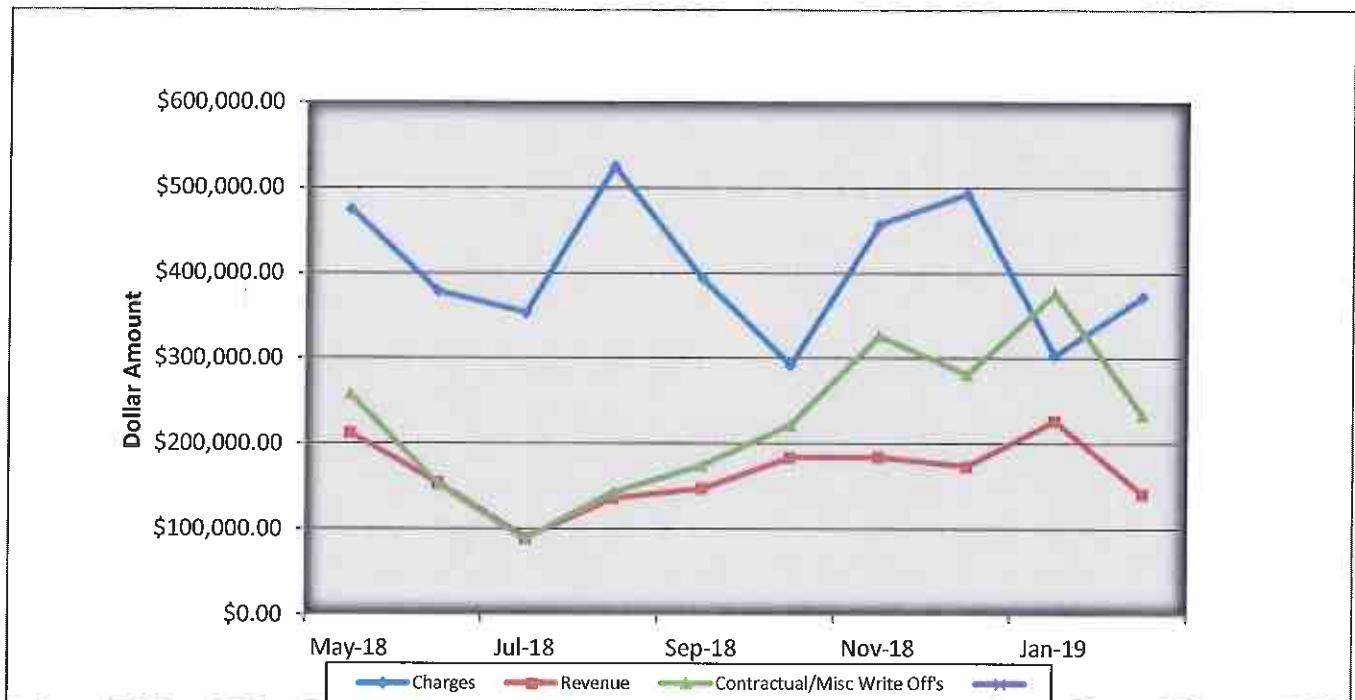
Total EMS Response: 669
Total Patients: 649
Total Transported: 534

Top 5 EMS Responses



Bloomington Fire Dept EMS Billing

Fiscal Year 2018/2019



- Charges represent billings for emergency transports, intercepts, and ambulance standby's.
- Revenue represents the amount of revenue collected for emergency transports, intercepts, and ambulance stand by's.
- Contractual/Miscellaneous Write Off's- are the combination of contractual allowances and miscellaneous write off's. Contractuals are the amounts above what federal and state mandated carriers allow for EMS services. Miscellaneous write off's include Financial Hardships, Bankruptcies, Small Balances, Workman's Compensation, and Incarcerated Patients.
- Bad Debt-Write off's on the accounts forwarded to a third party collection agency for further collection processing \$30,891.93

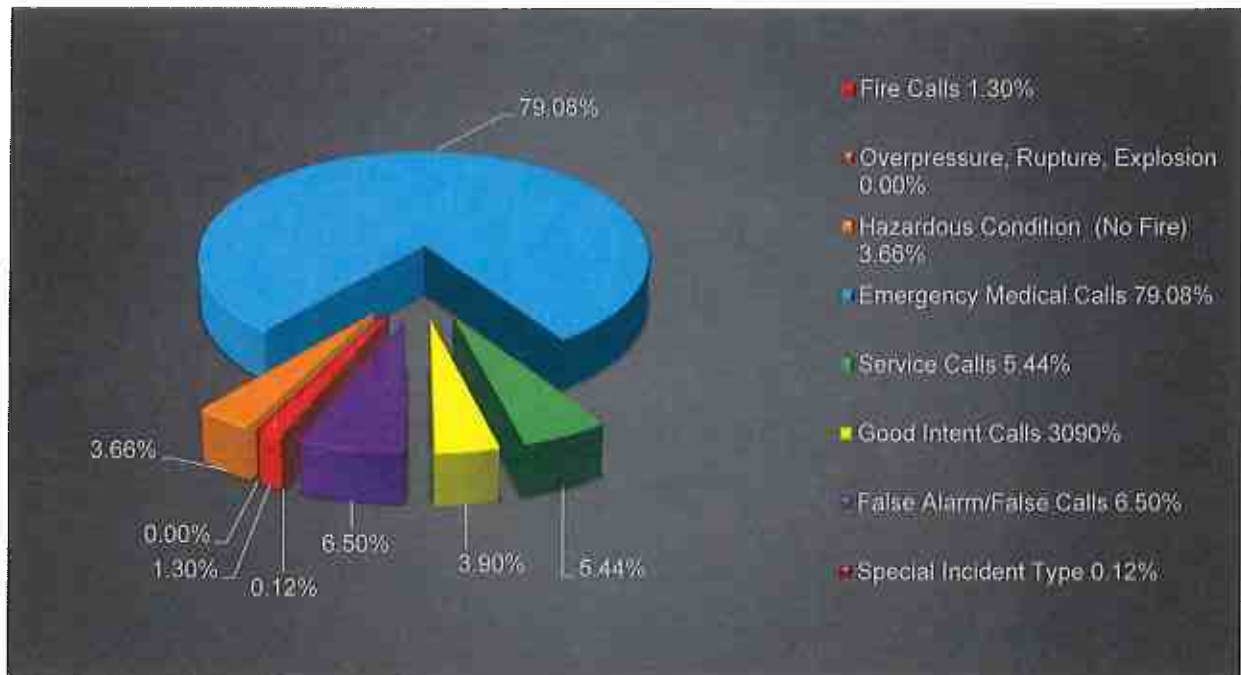
Totals Breakdown

Charge total-\$372,436.08

Revenue-\$141,563.42

Contractuals/Miscellaneous Write Offs-\$234,203.98

February 2019 Operations Report



Charge Type Detail Report (Trip Date)

Period IS 201902 OR -201902; AND Company IS City of Bloomington

	<u>Count</u>	<u>Dollars</u>
City of Bloomington		
ALS Emergency		
BLFD ALS Emergency Base Rate	181.0	145,927.67
Totals For Type: ALS Emergency	181.0	\$ 145,927.67
ALS Emergency II		
BLFD ALS II Emergency Base Rat	4.0	3,617.84
Totals For Type: ALS Emergency II	4.0	\$ 3,617.84
BLS Emergency		
BLFD BLS Emergency Base Rate	290.0	194,826.36
Totals For Type: BLS Emergency	290.0	\$ 194,826.36
Mileage		
BLFD Mileage	1,511.3	24,371.91
Totals For Type: Mileage	1,511.3	\$ 24,371.91
Misc Fee		
Credit balance applied	89.0	0.89
Interest	2,537.0	25.37
Totals For Type: Misc Fee	2,626.0	\$ 26.26
Misc. Services		
BLFD ALS Intercept Fee	3.0	937.77
BLFD ALSII Intercept Fee	2.0	904.88
Totals For Type: Misc. Services	5.0	\$ 1,842.65
Misc. Supplies		
BLFD Oxygen	52.0	1,017.07
Totals For Type: Misc. Supplies	52.0	\$ 1,017.07
Treatment No Transport		
BLFD Treatment no transport	4.0	806.32
Totals For Type: Treatment No Transport	4.0	\$ 806.32

RescueNet™ Reporting

Charge Type Detail Report (Trip Date)

Period IS 201902 OR -201902; AND Company IS City of Bloomington

	<u>Count</u>	<u>Dollars</u>
City of Bloomington (cont.)		
Totals For Company: City of Bloomington	4673.3	\$372,436.08
Report Totals:	4,673.3	\$ 372,436.08

**Bloomington Comparison Report
February 2019**

	Current Month 02/2019	Previous Year 02/2018	Previous Month 01/2019
Charges			
BLS	290	495	256
ALS	181	305	142
ALS II	4	1	2
Charge Totals	\$372,436.08	\$607,009.07	\$304,037.29
Payments			
Payments	\$141,563.42	\$124,633.89	\$227,281.27
Bad Debt W/O	\$30,891.93	\$51,699.08	\$54,582.41
Cont/Misc W/O	\$234,203.98	\$180,734.64	\$376,407.83



Bloomington Fire Department

Chief: Brian Mohr

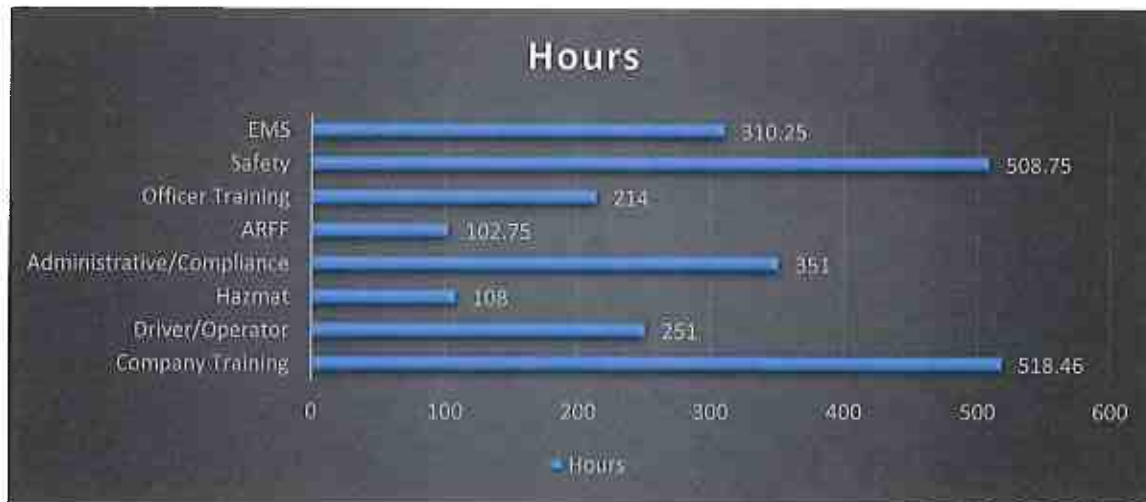
Training Officer: Capt. Carl Reeb



Training Report for February 2019

On Duty Training Hours (In Service)

Total Training Hours – 2364.21 Last year – 1968.5 hrs. YTD – 4077.21 hrs.



Administrative/Compliance

Sexual Harrassement Trainig

Violence in the Workplace

Lock-Out-Tag Out

Driver Operator

Road Course

On-line Training

Company Training

Preplanning Field Work

HAZMAT Training

Level B Dress Out

ARFF

Dangerous Goods

Aircraft Cargo Hazards

EMS Training

Infection/Toxicology

Push Pack Update

Fire Officer Training

Officer Meetings

Daily Safety Checks

Daily Apparatus Checks

Daily Apparatus Checks

"Dedicated to our Community, our Profession and Each Other"

-Since 1868-



Bloomington Fire Department

Chief: Brian Mohr

Training Officer: Capt. Carl Reeb



Training Report for February 2019

Field Training Experiences – working up a classification

As a Battalion Chief – 268.00 hours

As a Captain – 534.67 hours

As an Engineer – 880.92 hours

Total Field Training Experiences – 1,683.59 hours

YTD – 3,324.25 hours

Department Hosted Training Classes –

Total for February – No classes

YTD – 1 classes

Outside the Department Training Classes –

ITLS (Peoria, IL) – FF Nick Rochkus (16hrs/person)

Management of Emergency Medical Services (National Fire Academy)

EMSupervisor Paul Sudlow (80 hrs)

Total Outside Training Hours – 96 hours

YTD – 132.00 hours

OSFM Certifications Earned –

Fire Fighter Michael Novak – Fire Officer 1

EMS Preceptor Hours –

This Month 60.5 hours

YTD – 88.5 hours

Respectfully Submitted by

Captain Carl Reeb – Training Officer

“Dedicated to our Community, our Profession and Each Other”

-Since 1868-