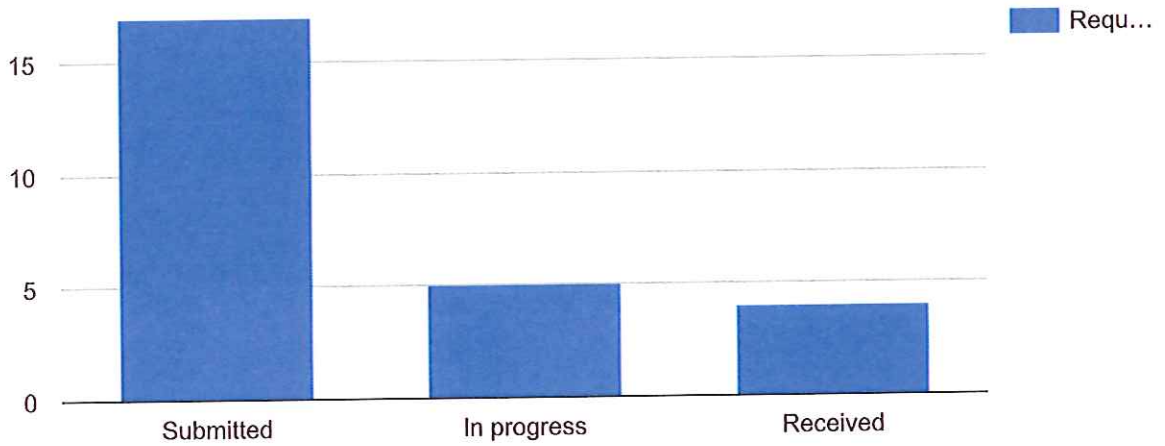


Facilities Open Work Orders - Monthly Report

APPLIED FILTERS



Date range: **Feb 1, 2019 - Feb 28, 2019**
Department: **Facilities**
Keyword: **All**
Request Type: **All**
Status: **Other, In Progress, Received, Submitted**



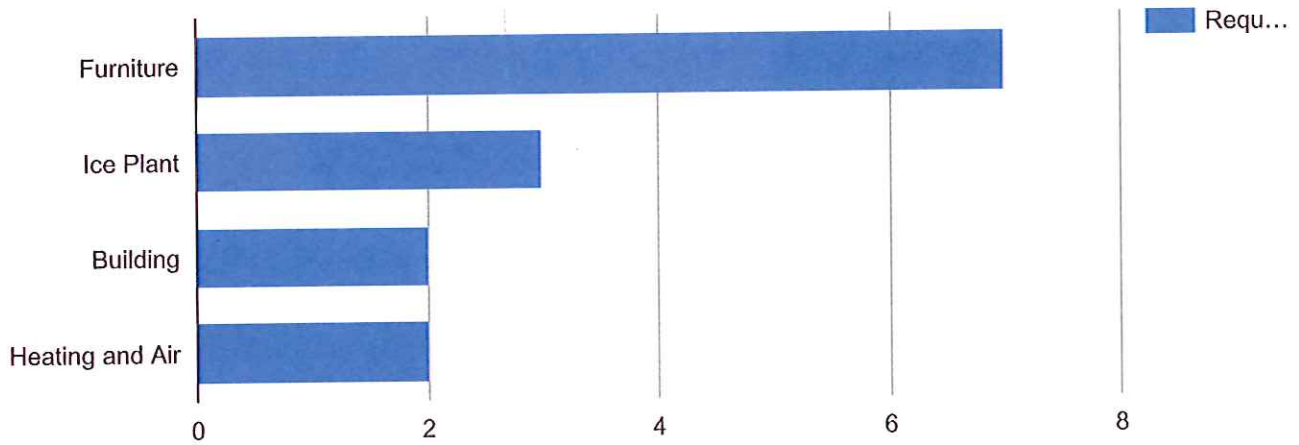
Status	Requests	Percent
Submitted	17	65.4%
In progress	5	19.2%
Received	4	15.4%

Facilities Closed Projects by Type

APPLIED FILTERS



Date range: **Feb 1, 2019 - Feb 28, 2019**
Department: **Facilities**
Request Type: **All**
Status: **Closed**
Service Type: **Project**
Building: **All**



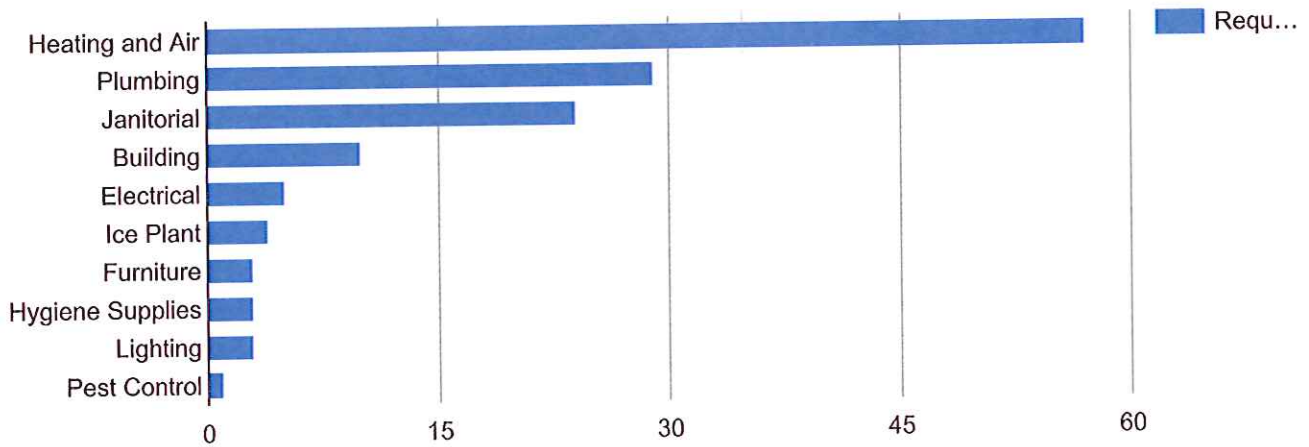
Request Type	Requests	Percent
Furniture	7	50.0%
Ice Plant	3	21.4%
Building	2	14.3%
Heating and Air	2	14.3%

Facilities Closed Work Orders by Type

APPLIED FILTERS



Date range: **Feb 1, 2019 - Feb 28, 2019**
 Department: **Facilities**
 Request Type: **All**
 Status: **Closed**
 Service Type: **Custodial, Maintenance, Repair**
 Building: **All**



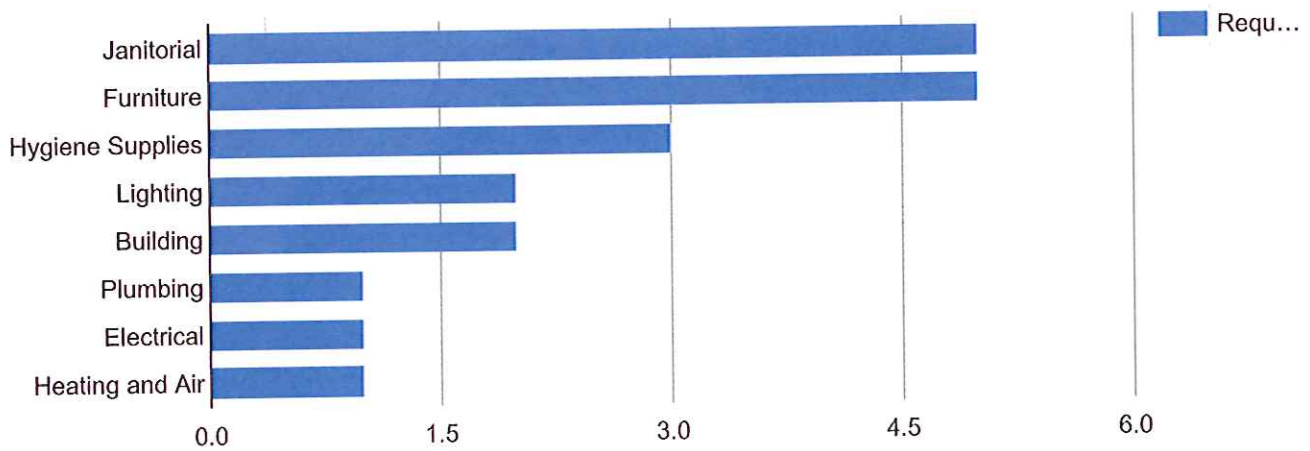
Request Type	Requests	Percent
Heating and Air	57	41.0%
Plumbing	29	20.9%
Janitorial	24	17.3%
Building	10	7.2%
Electrical	5	3.6%
Ice Plant	4	2.9%
Furniture	3	2.2%
Hygiene Supplies	3	2.2%
Lighting	3	2.2%
Pest Control	1	0.7%

Facilities Closed Work Orders - City Hall

APPLIED FILTERS



Date range: **Feb 1, 2019 - Feb 28, 2019**
 Department: **Facilities**
 Keyword: **All**
 Request Type: **All**
 Status: **Closed**
 Address: **109 East Olive**



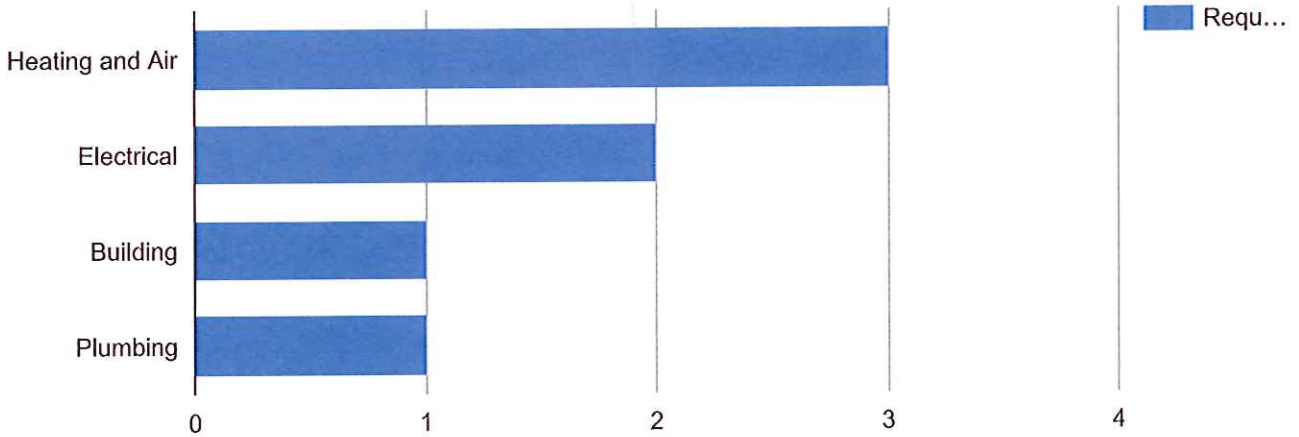
Request Type	Requests	Percent
Janitorial	5	25.0%
Furniture	5	25.0%
Hygiene Supplies	3	15.0%
Lighting	2	10.0%
Building	2	10.0%
Plumbing	1	5.0%
Electrical	1	5.0%
Heating and Air	1	5.0%

Facilities Closed Work Orders - Police Admin

APPLIED FILTERS



Date range: **Feb 1, 2019 - Feb 28, 2019**
Department: **Facilities**
Keyword: **All**
Request Type: **All**
Status: **Closed**
Address: **305 South East**




Request Type	Requests	Percent
Heating and Air	3	42.9%
Electrical	2	28.6%
Building	1	14.3%
Plumbing	1	14.3%

Facilities Closed Work Orders - Public Works

APPLIED FILTERS



Date range: **Feb 1, 2019 - Feb 28, 2019**
Department: **Facilities**
Keyword: **All**
Request Type: **All**
Status: **Closed**
Address: **401 1/2 South East, 401 South East, 336 South Main**



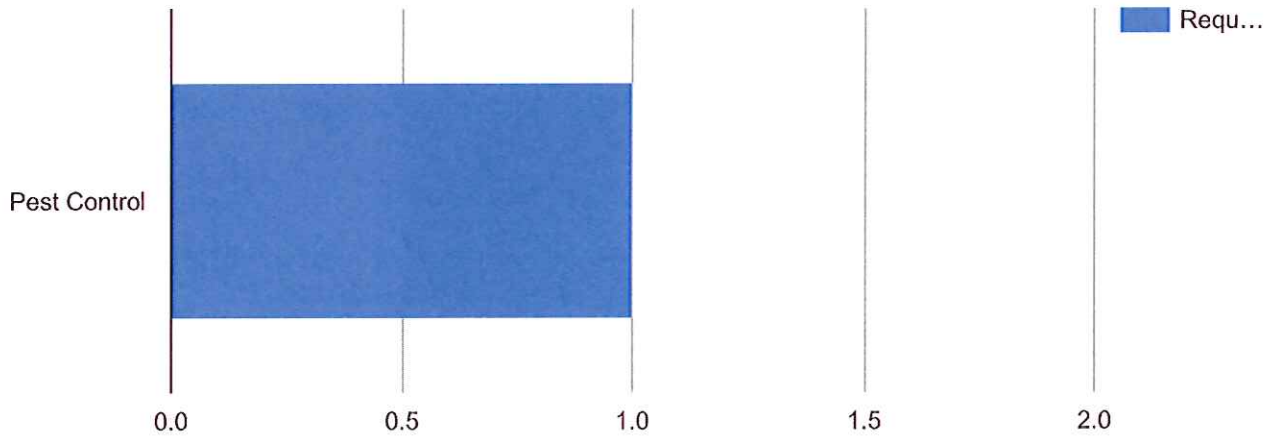
Request Type	Requests	Percent
Plumbing	1	100.0%

Facilities Closed Work Orders - Records Storage

APPLIED FILTERS



Date range: **Feb 1, 2019 - Feb 28, 2019**
Department: **Facilities**
Keyword: **All**
Request Type: **All**
Status: **Closed**
Address: **301 East Jackson Street**



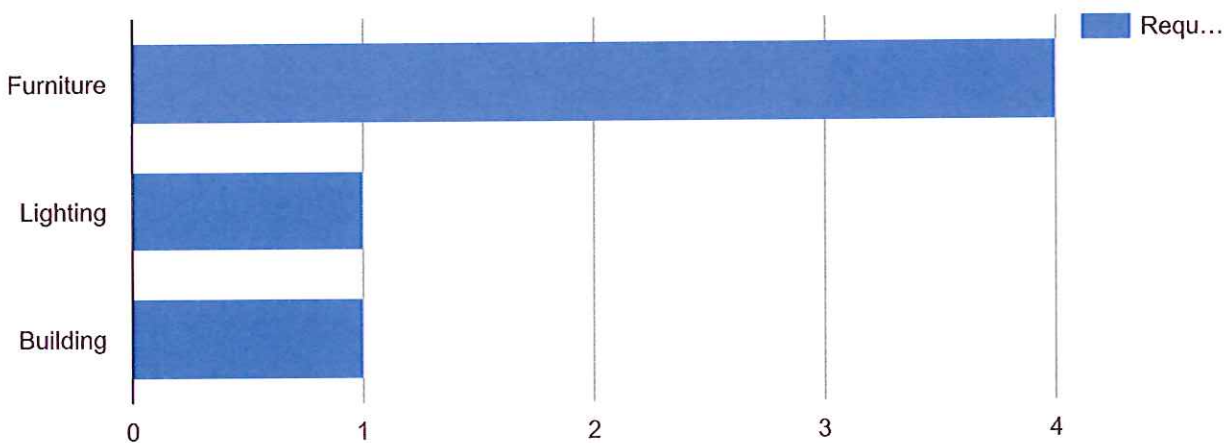
Request Type	Requests	Percent
Pest Control	1	100.0%

Facilities Closed Work Orders - Government Center

APPLIED FILTERS



Date range: **Feb 1, 2019 - Feb 28, 2019**
Department: **Facilities**
Keyword: **All**
Request Type: **All**
Status: **Closed**
Address: **115 East Washington**



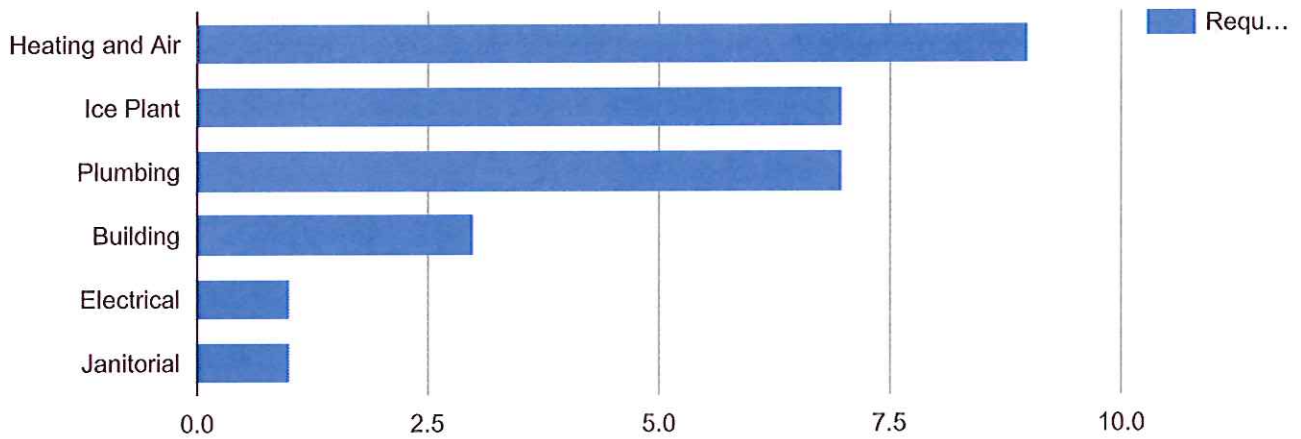
Request Type	Requests	Percent
Furniture	4	66.7%
Lighting	1	16.7%
Building	1	16.7%

Facilities Closed Work Orders - Arena

APPLIED FILTERS



Date range: **Feb 1, 2019 - Feb 28, 2019**
 Department: **Facilities**
 Keyword: **All**
 Request Type: **All**
 Status: **Closed**
 Address: **101 South Madison**



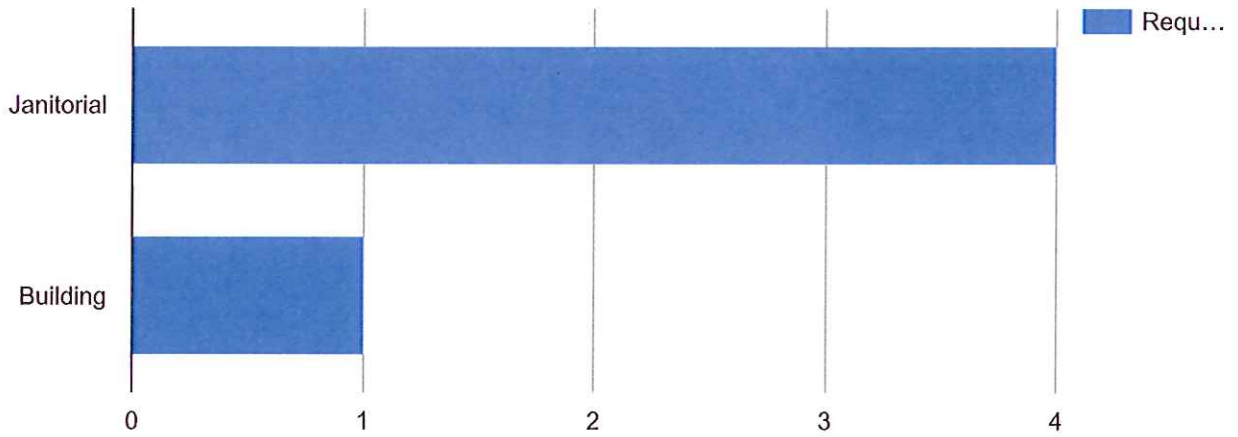
Request Type	Requests	Percent
Heating and Air	9	32.1%
Ice Plant	7	25.0%
Plumbing	7	25.0%
Building	3	10.7%
Electrical	1	3.6%
Janitorial	1	3.6%

Facilities Closed Work Orders - Arena Garage

APPLIED FILTERS



Date range: **Feb 1, 2019 - Feb 28, 2019**
Department: **Facilities**
Keyword: **All**
Request Type: **All**
Status: **Closed**
Address: **205 South Roosevelt**



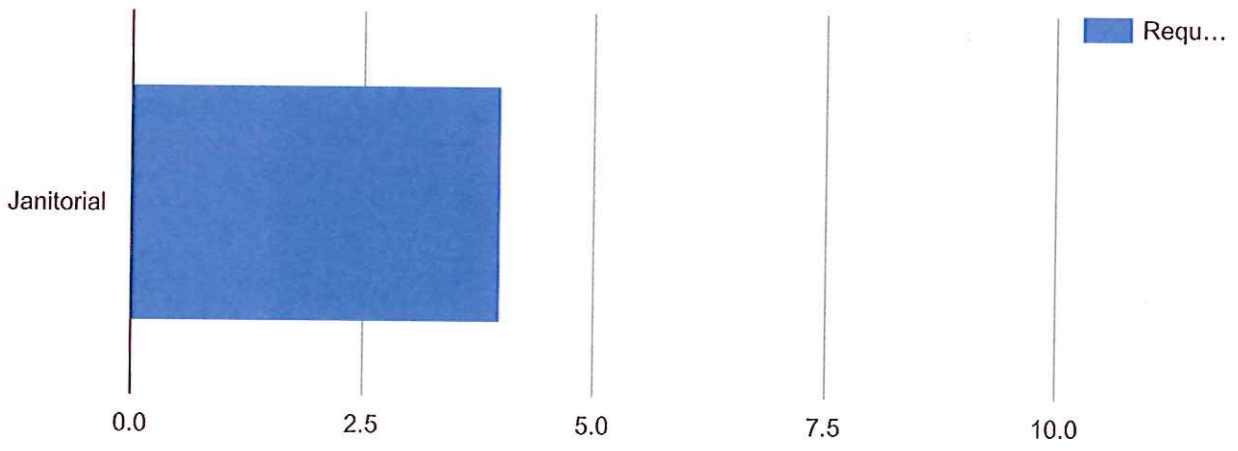
Request Type	Requests	Percent
Janitorial	4	80.0%
Building	1	20.0%

Facilities Closed Work Orders - Market Garage

APPLIED FILTERS



Date range: **Feb 1, 2019 - Feb 28, 2019**
Department: **Facilities**
Keyword: **All**
Request Type: **All**
Status: **Closed**
Address: **400 North Center**



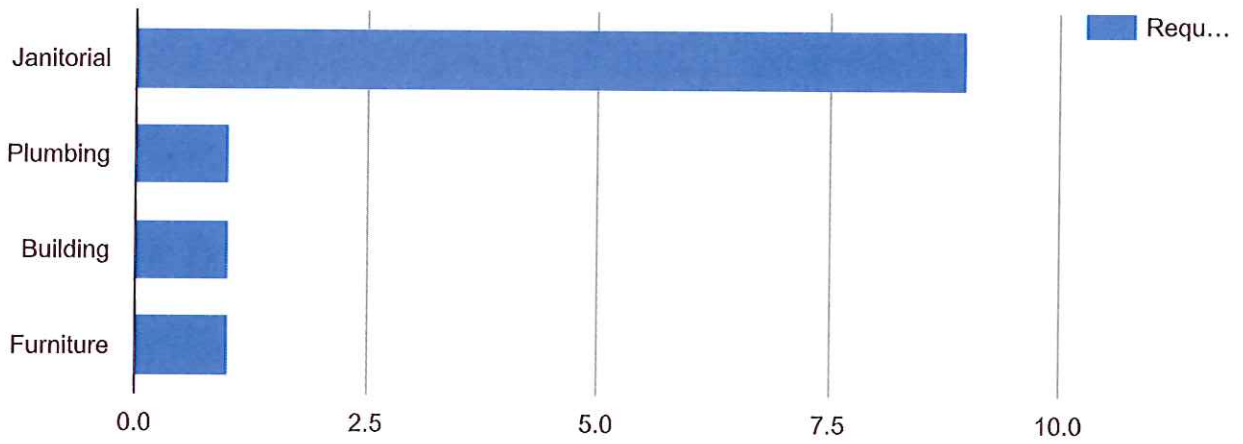
Request Type	Requests	Percent
Janitorial	4	100.0%

Facilities Closed Work Orders - Lincoln Garage

APPLIED FILTERS



Date range: **Feb 1, 2019 - Feb 28, 2019**
Department: **Facilities**
Keyword: **All**
Request Type: **All**
Status: **Closed**
Address: **101 East Front**



Request Type	Requests	Percent
Janitorial	9	75.0%
Plumbing	1	8.3%
Building	1	8.3%
Furniture	1	8.3%