

Public Works January 2019

Permits Processed

Engineering Permits	
Overweight Loads	7 for \$920.00
Dumpster/Traffic Control/Excavation/Erosion	1 for \$40.00
Erosion Control/Complaints Report	
New/Maintenance Erosion Control Inspections	51
New Erosion/Storm Water Complaints	3
Inspection & Complaint Files Closed	3

Streets & Sewers

REPORTED POTHOLES	108	HOT ASPHALT	0
WATER DITCHES	0	PERM CONCRET PATCH	2
MAILBOXES	17	SIDEWALKS	0
INLETS	1	SUMP PUMP DRAIN LINE	0
MANHOLE REPAIRS	1	CAVE-INS	3
PAVEMENT REPAIRS	0	CURB REPAIR	0
CONTRACTOR DITCHES	0	BACKFILL SEED	0

Fleet Division

	January 2018	January 2019
Work Orders	390	488
Total Repair Orders	352	445
Preventative	38	43

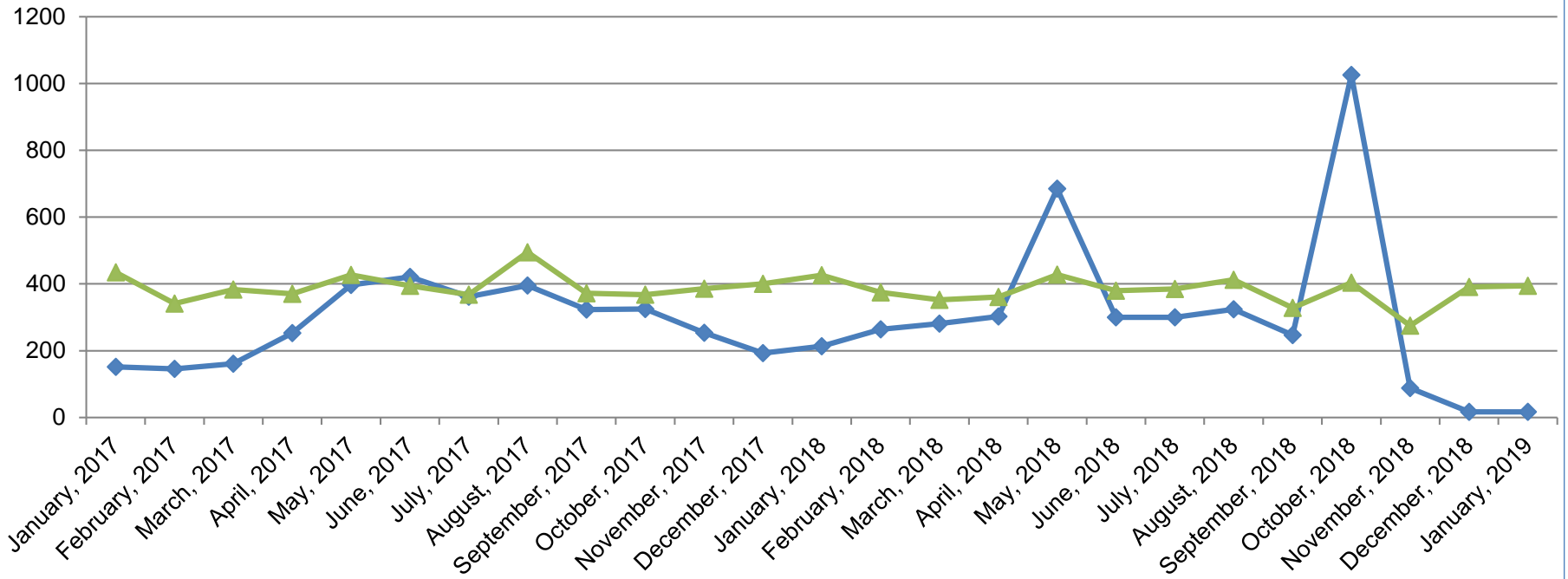
	January 2018	January 2019
Total No Lead Gallons	18,847	18,460
Total Cost	\$39,882	\$32,813
Average Price per	\$2.11	\$1.79

	January 2018	January 2019
Total Diesel Gallons	16,435	23,540
Total Cost	\$39,142	\$48,860
Average Price per	\$2.38	\$2.06

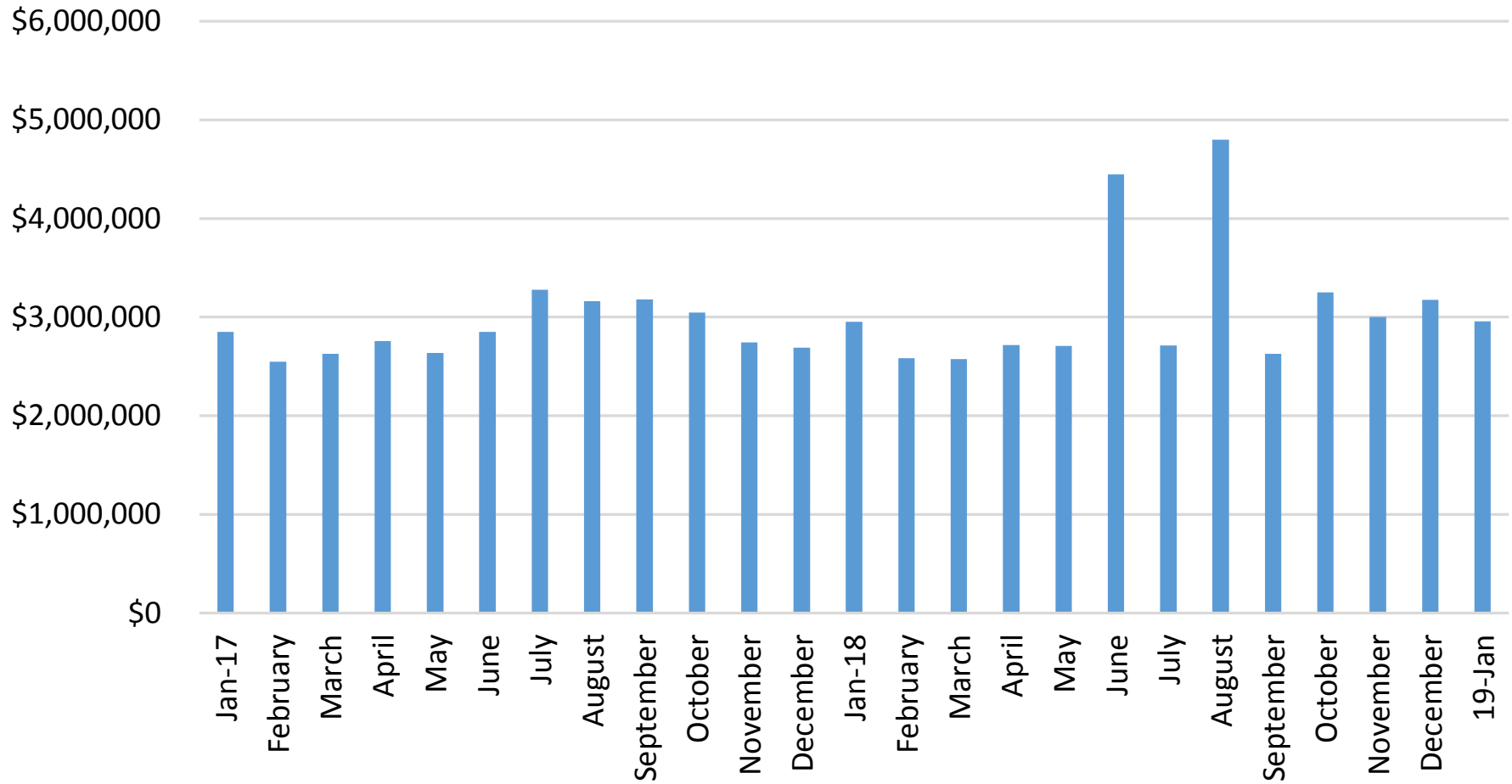
	Month	YTD	Budgeted	FY%
Parts 71710	\$43,935	\$406,479	\$621,777	65.37%
Outside Repairs 70520	\$43,784	\$296,481	\$444,054	66.76%
Fuel 71070	\$19,801	\$732,466	\$1,116,104	65.62%

2 Year Refuse by Month

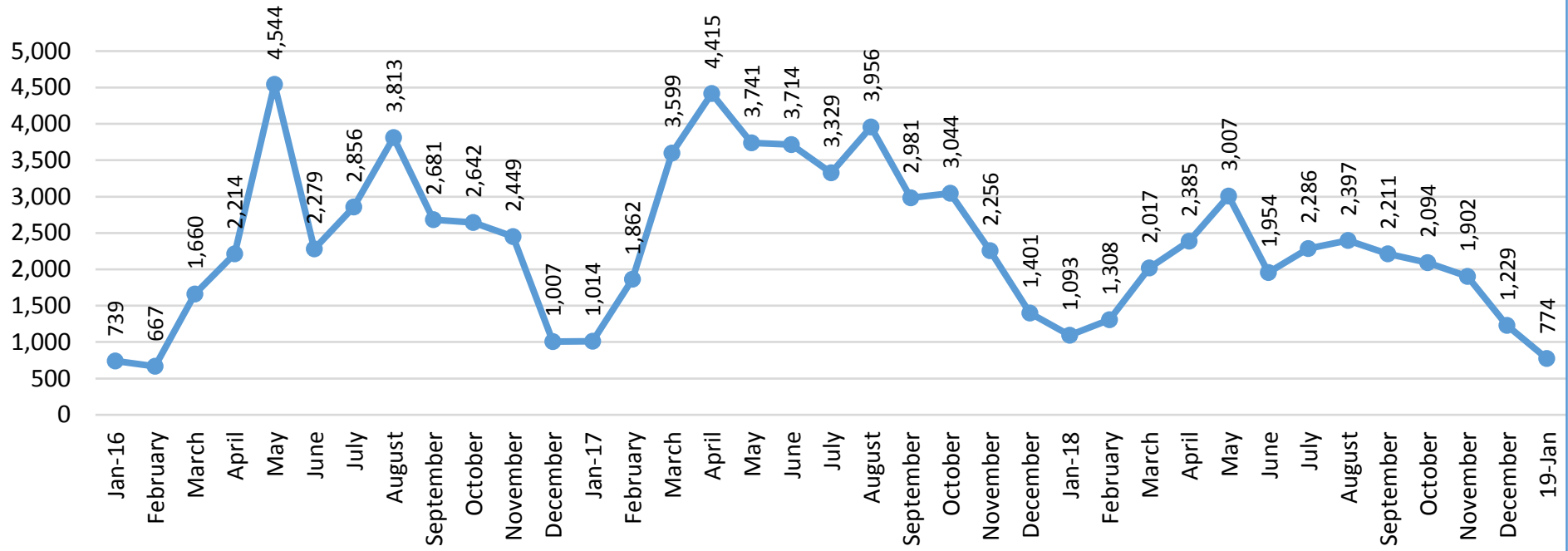
◆ Bulk Tons ▲ Recycle Tons



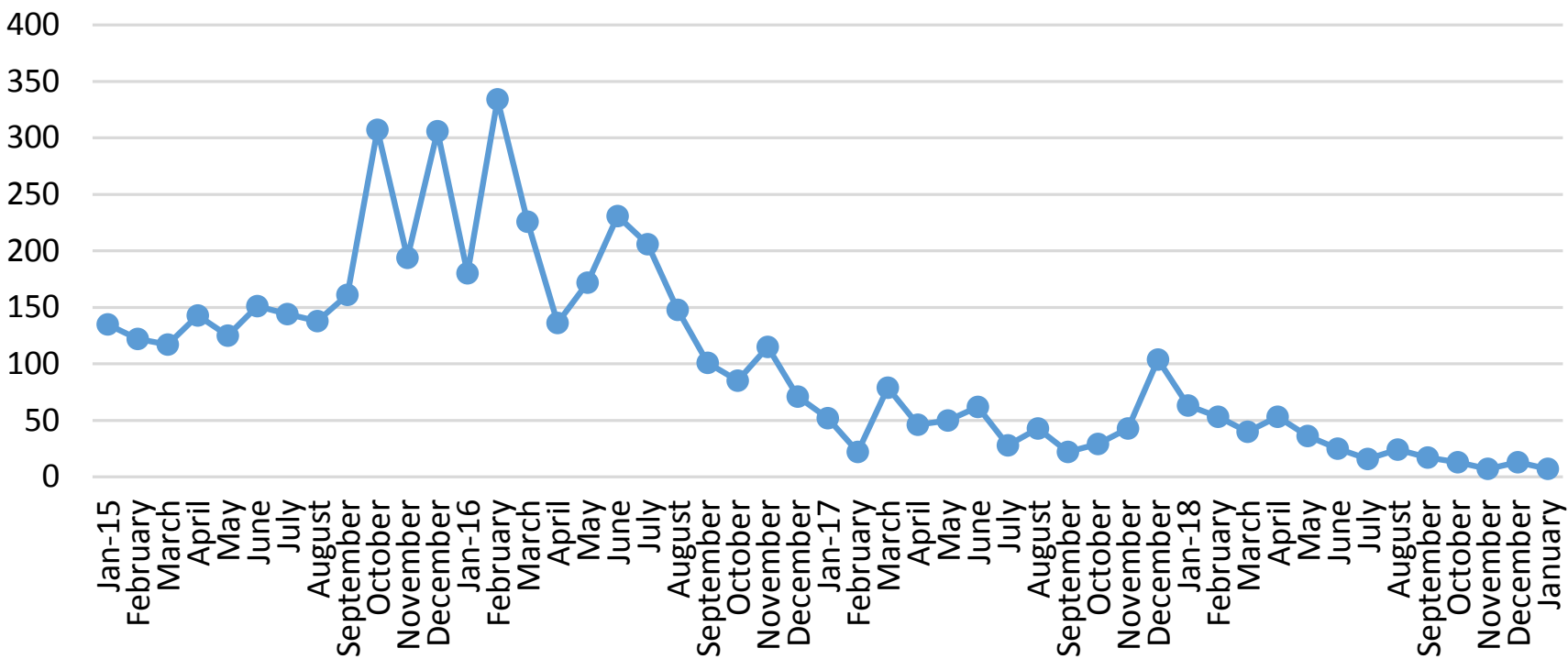
2017 - 2019 Total Amount Billed



2016 - 2019 JULIE Tickets Received



2015 - 2019 RF Meter Installations



January Pumpage

