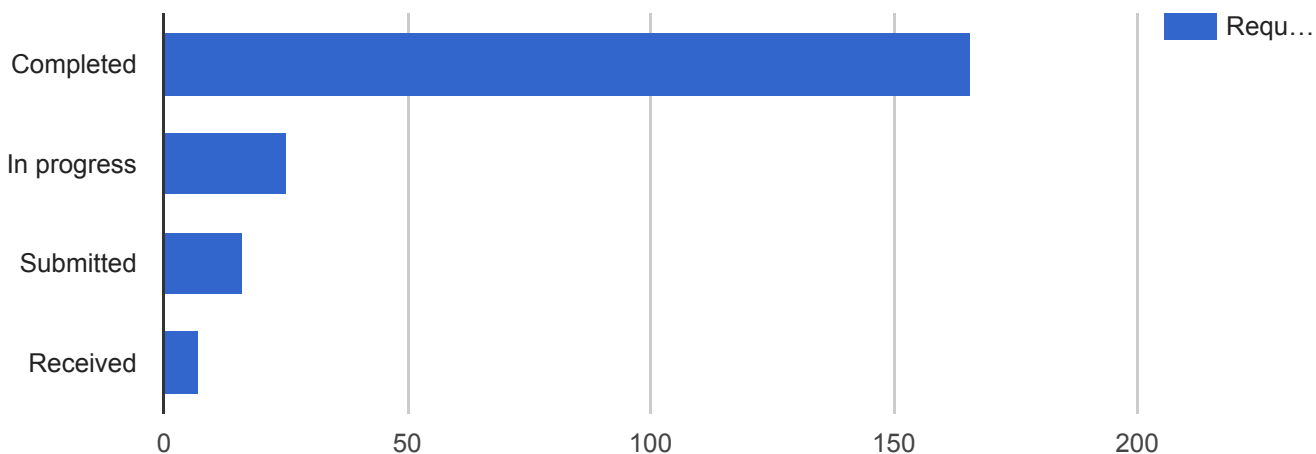


# Facilities Monthly Work Order Summary

## APPLIED FILTERS



Date range: **Jan 1, 2019 - Jan 31, 2019**  
 Department: **Facilities**  
 Keyword: **All**  
 Request Type: **All**  
 Status: **All**  
 Service Type: **All**



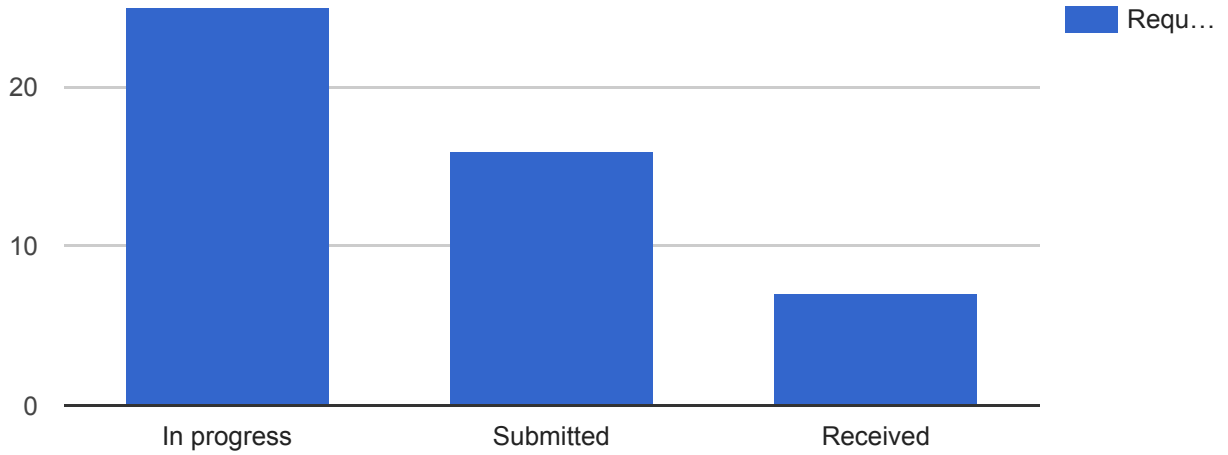
Status	Requests	Percent
Completed	166	77.6%
In progress	25	11.7%
Submitted	16	7.5%
Received	7	3.3%

# Facilities Open Work Orders - Monthly Report

## APPLIED FILTERS



Date range: **Jan 1, 2019 - Jan 31, 2019**  
 Department: **Facilities**  
 Keyword: **All**  
 Request Type: **All**  
 Status: **Other, In Progress, Received, Submitted**



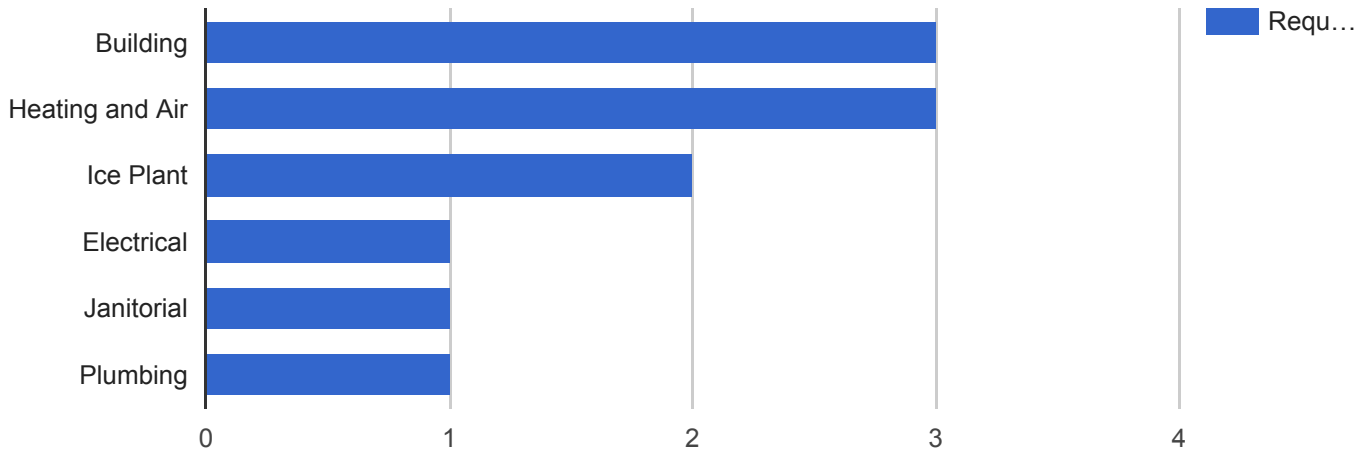
Status	Requests	Percent
In progress	25	52.1%
Submitted	16	33.3%
Received	7	14.6%

# Facilities Closed Projects by Type

**APPLIED FILTERS**



Date range: **Jan 1, 2019 - Jan 31, 2019**  
 Department: **Facilities**  
 Request Type: **All**  
 Status: **Closed**  
 Service Type: **Project**  
 Building: **All**



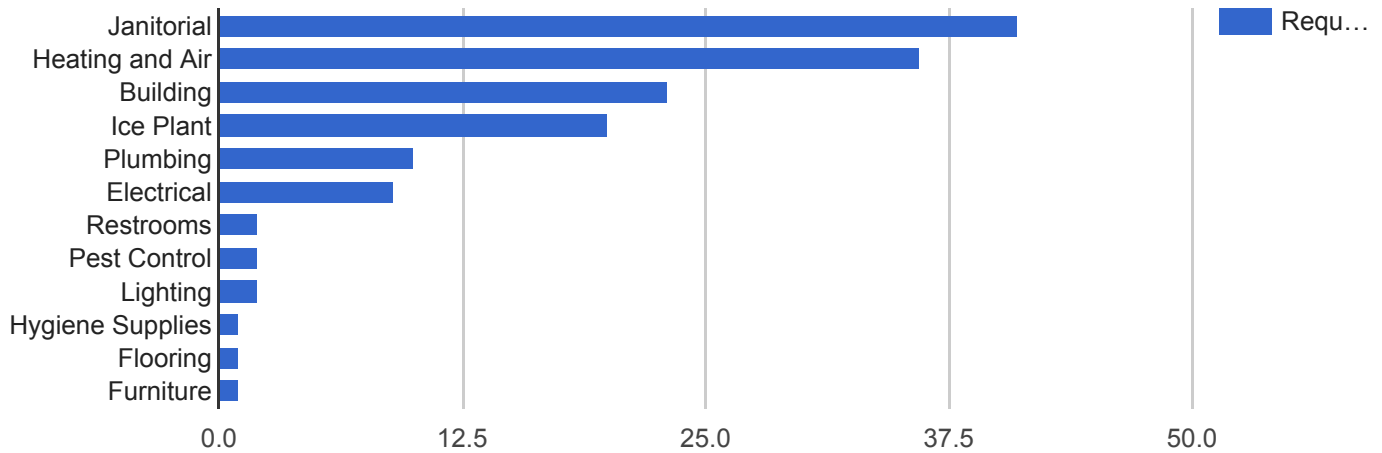
Request Type	Requests	Percent
Building	3	27.3%
Heating and Air	3	27.3%
Ice Plant	2	18.2%
Electrical	1	9.1%
Janitorial	1	9.1%
Plumbing	1	9.1%

# Facilities Closed Work Orders by Type

**APPLIED FILTERS**



Date range: **Jan 1, 2019 - Jan 31, 2019**  
 Department: **Facilities**  
 Request Type: **All**  
 Status: **Closed**  
 Service Type: **Custodial, Maintenance, Repair**  
 Building: **All**



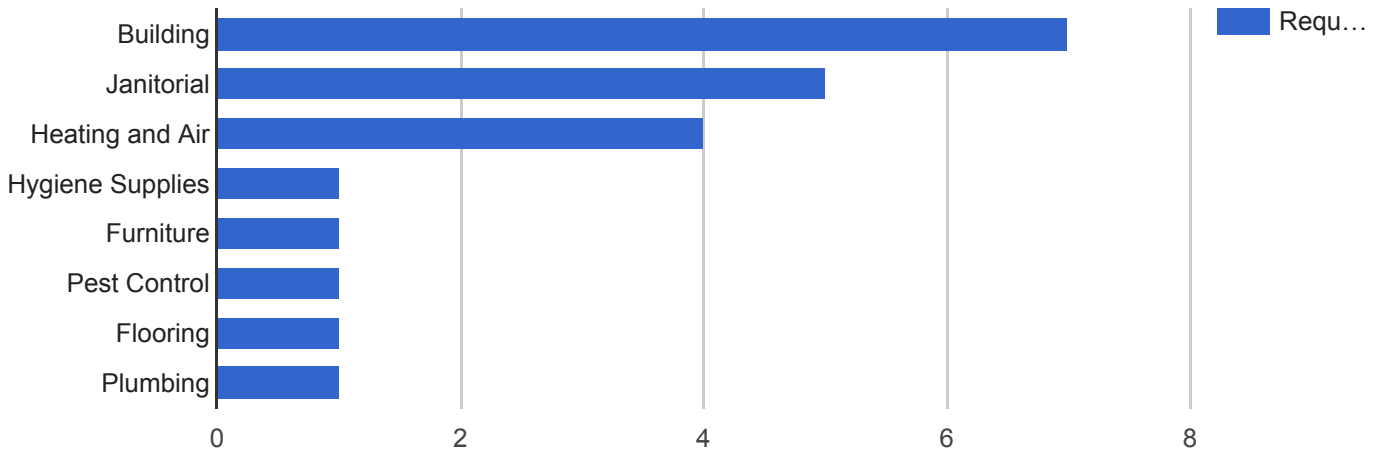
Request Type	Requests	Percent
Janitorial	41	27.7%
Heating and Air	36	24.3%
Building	23	15.5%
Ice Plant	20	13.5%
Plumbing	10	6.8%
Electrical	9	6.1%
Restrooms	2	1.4%
Pest Control	2	1.4%
Lighting	2	1.4%
Hygiene Supplies	1	0.7%
Flooring	1	0.7%
Furniture	1	0.7%

# Facilities Closed Work Orders - City Hall

## APPLIED FILTERS



Date range: **Jan 1, 2019 - Jan 31, 2019**  
 Department: **Facilities**  
 Keyword: **All**  
 Request Type: **All**  
 Status: **Closed**  
 Address: **109 East Olive**



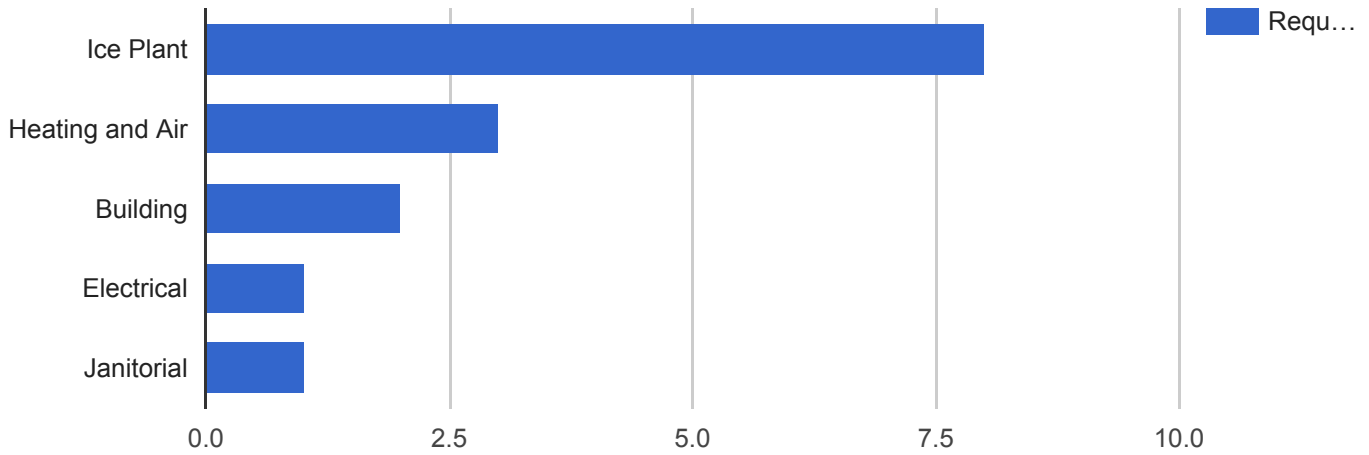
Request Type	Requests	Percent
Building	7	33.3%
Janitorial	5	23.8%
Heating and Air	4	19.0%
Hygiene Supplies	1	4.8%
Furniture	1	4.8%
Pest Control	1	4.8%
Flooring	1	4.8%
Plumbing	1	4.8%

# Facilities Closed Work Orders - Arena

## APPLIED FILTERS



Date range: **Jan 1, 2019 - Jan 31, 2019**  
 Department: **Facilities**  
 Keyword: **All**  
 Request Type: **All**  
 Status: **Closed**  
 Address: **101 South Madison**



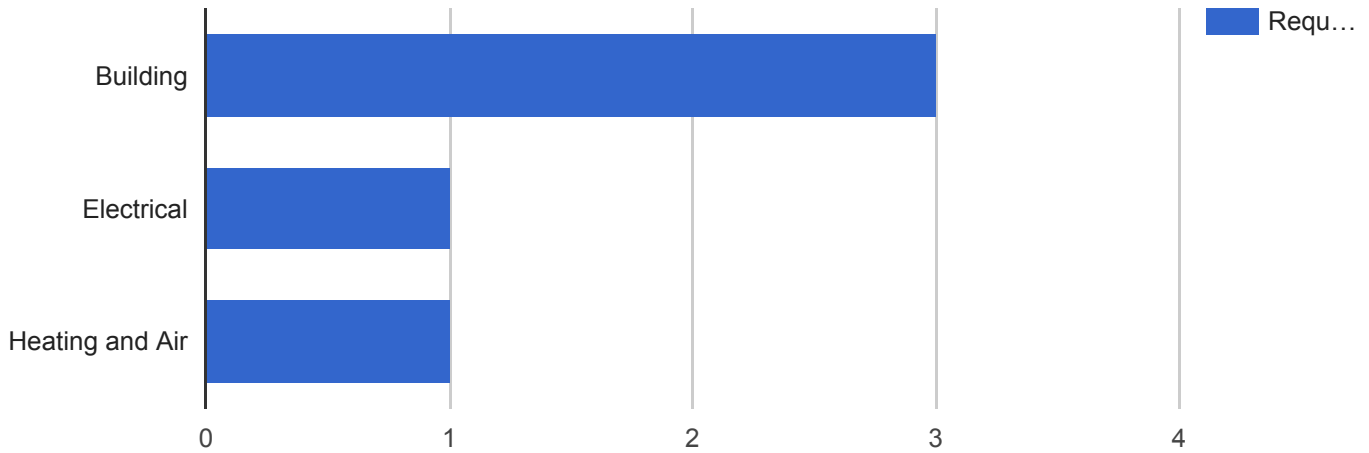
Request Type	Requests	Percent
Ice Plant	8	53.3%
Heating and Air	3	20.0%
Building	2	13.3%
Electrical	1	6.7%
Janitorial	1	6.7%

# Facilities Closed Work Orders - Police Admin

## APPLIED FILTERS



Date range: **Jan 1, 2019 - Jan 31, 2019**  
 Department: **Facilities**  
 Keyword: **All**  
 Request Type: **All**  
 Status: **Closed**  
 Address: **305 South East**



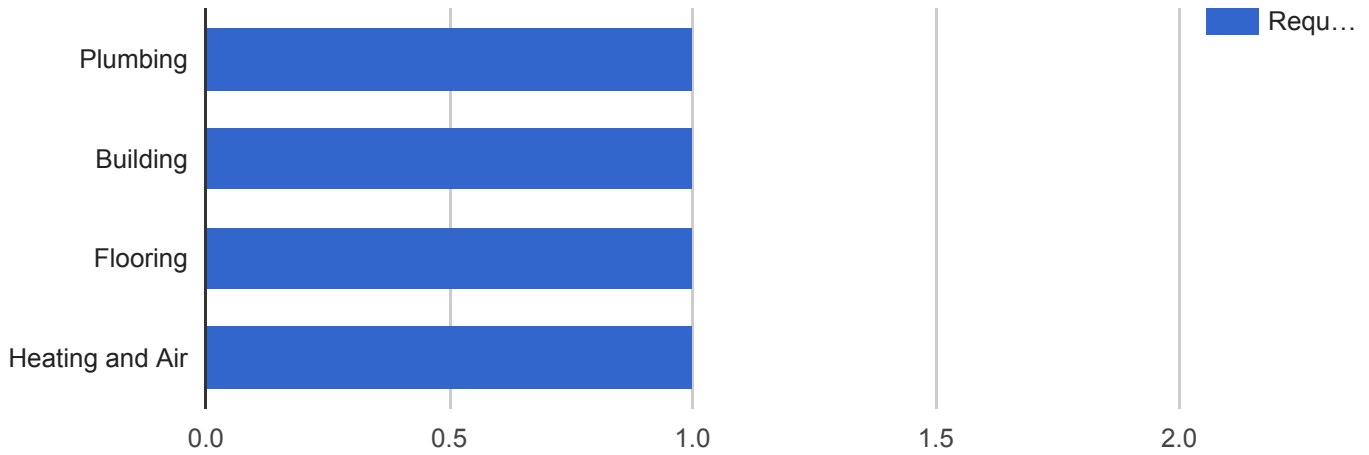
Request Type	Requests	Percent
Building	3	60.0%
Electrical	1	20.0%
Heating and Air	1	20.0%

# Facilities Closed Work Orders - Public Works

## APPLIED FILTERS



Date range: **Jan 1, 2019 - Jan 31, 2019**  
 Department: **Facilities**  
 Keyword: **All**  
 Request Type: **All**  
 Status: **Closed**  
 Address: **401 1/2 South East, 401 South East, 336 South Main**



Request Type	Requests	Percent
Plumbing	1	25.0%
Building	1	25.0%
Flooring	1	25.0%
Heating and Air	1	25.0%

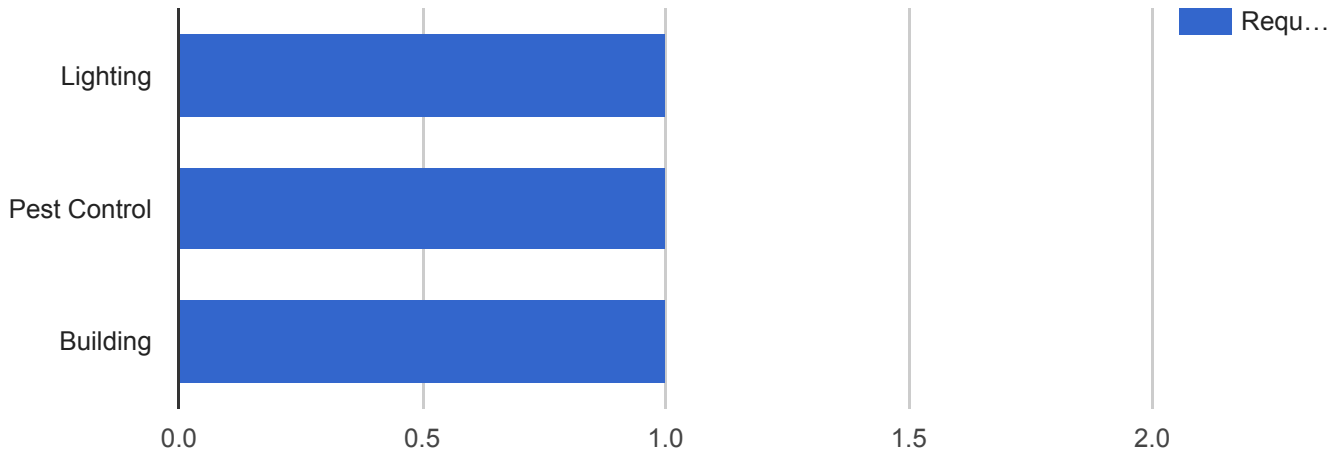


# Facilities Closed Work Orders - Records Storage

## APPLIED FILTERS



Date range: **Jan 1, 2019 - Jan 31, 2019**  
 Department: **Facilities**  
 Keyword: **All**  
 Request Type: **All**  
 Status: **Closed**  
 Address: **301 East Jackson Street**



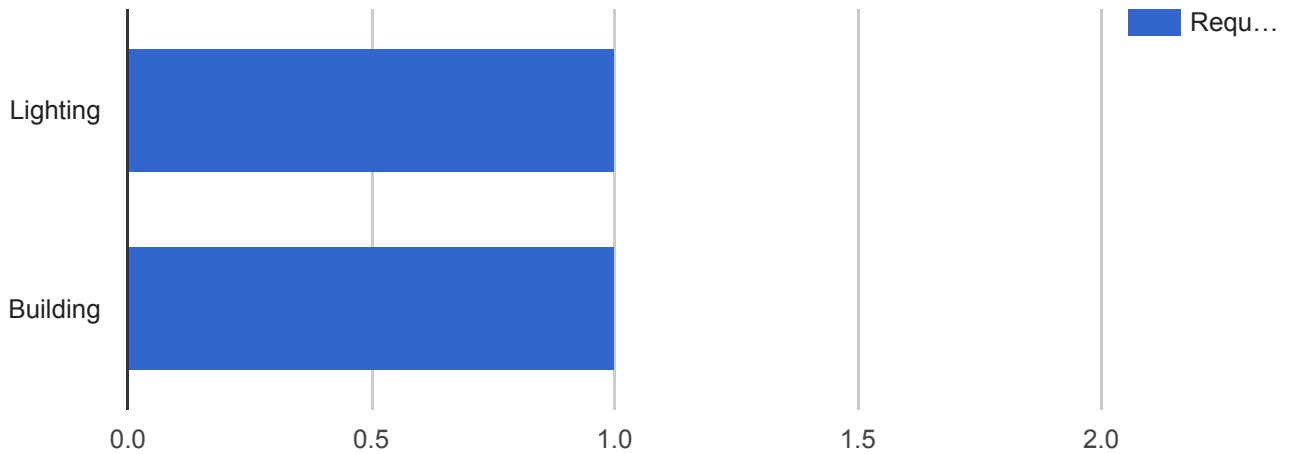
Request Type	Requests	Percent
Lighting	1	33.3%
Pest Control	1	33.3%
Building	1	33.3%

# Facilities Closed Work Orders - Government Center

## APPLIED FILTERS



Date range: **Jan 1, 2019 - Jan 31, 2019**  
 Department: **Facilities**  
 Keyword: **All**  
 Request Type: **All**  
 Status: **Closed**  
 Address: **115 East Washington**



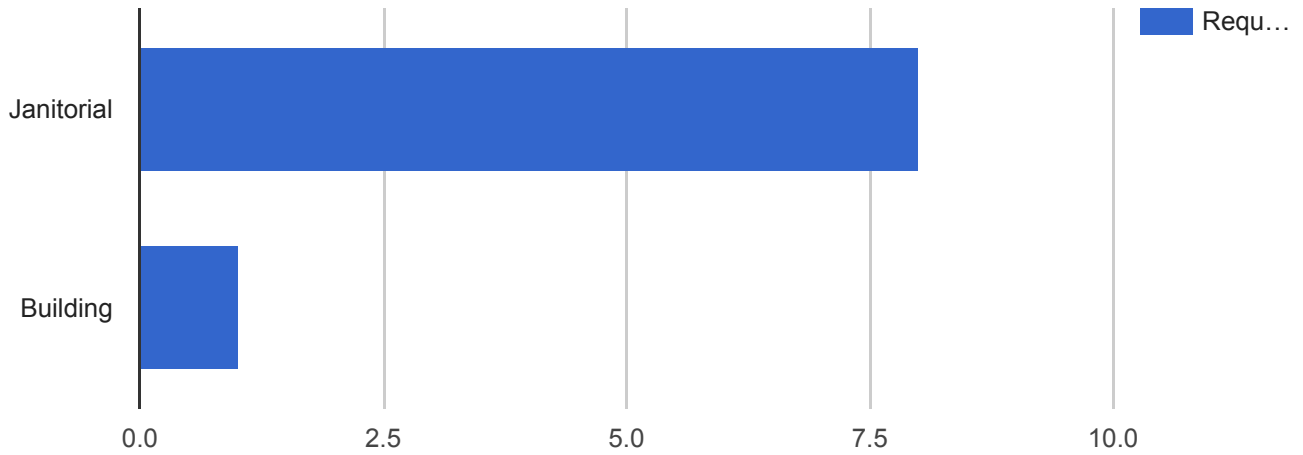
Request Type	Requests	Percent
Lighting	1	50.0%
Building	1	50.0%

# Facilities Closed Work Orders - Lincoln Garage

## APPLIED FILTERS



Date range: **Jan 1, 2019 - Jan 31, 2019**  
 Department: **Facilities**  
 Keyword: **All**  
 Request Type: **All**  
 Status: **Closed**  
 Address: **101 East Front**



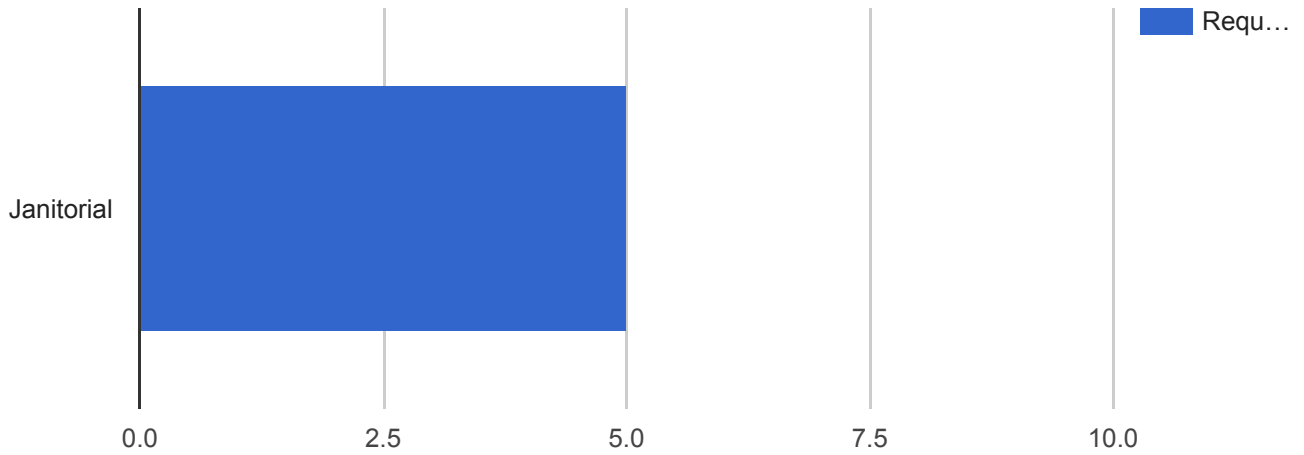
Request Type	Requests	Percent
Janitorial	8	88.9%
Building	1	11.1%

# Facilities Closed Work Orders - Market Garage

## APPLIED FILTERS



Date range: **Jan 1, 2019 - Jan 31, 2019**  
Department: **Facilities**  
Keyword: **All**  
Request Type: **All**  
Status: **Closed**  
Address: **400 North Center**



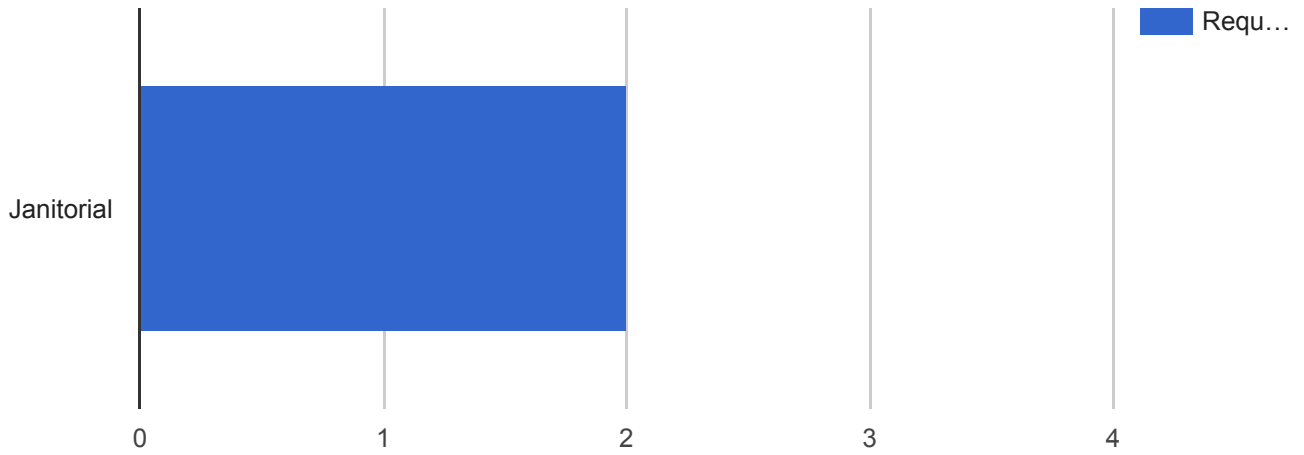
Request Type	Requests	Percent
Janitorial	5	100.0%

# Facilities Closed Work Orders - Arena Garage

## APPLIED FILTERS



Date range: **Jan 1, 2019 - Jan 31, 2019**  
 Department: **Facilities**  
 Keyword: **All**  
 Request Type: **All**  
 Status: **Closed**  
 Address: **205 South Roosevelt**



Request Type

Requests

Percent

Janitorial

2

100.0%