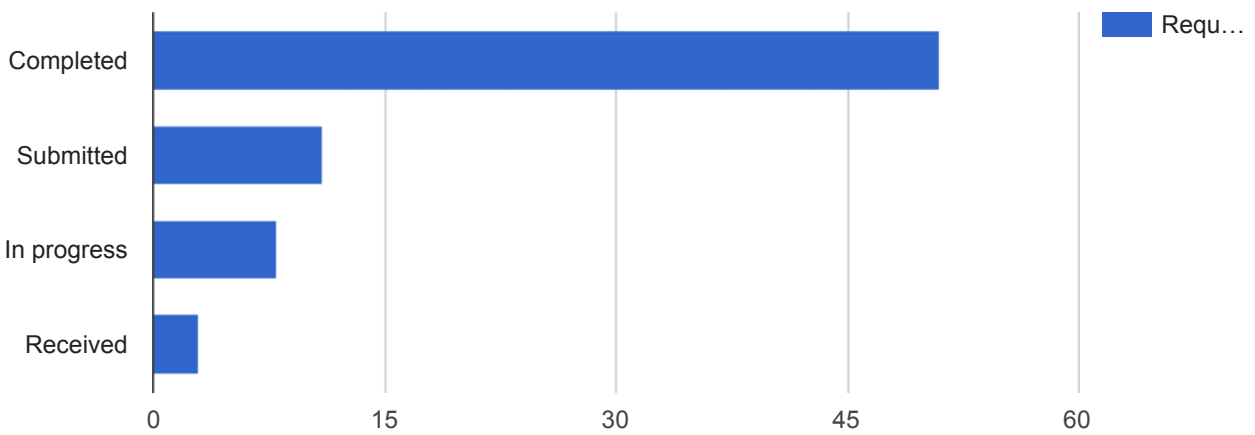


Facilities Monthly Work Order Summary

APPLIED FILTERS



Date range: **Nov 1, 2018 - Nov 30, 2018**
 Department: **Facilities**
 Keyword: **All**
 Request Type: **All**
 Status: **All**
 Service Type: **All**
 Service Type: **All**



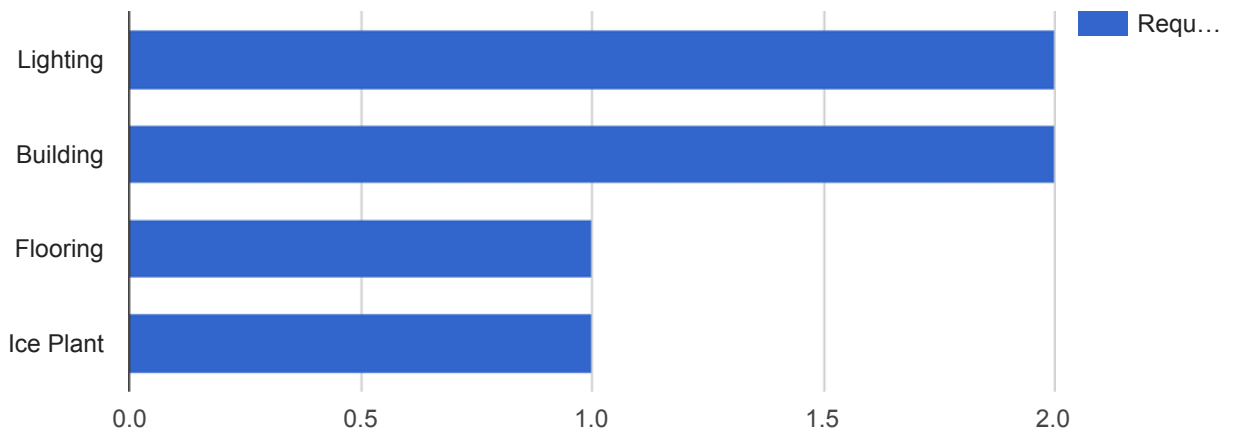
Status	Requests	Percent
Completed	51	69.9%
Submitted	11	15.1%
In progress	8	11.0%
Received	3	4.1%

Facilities Closed Projects by Type

APPLIED FILTERS



Date range: **Nov 1, 2018 - Nov 30, 2018**
 Department: **Facilities**
 Request Type: **All**
 Status: **Closed**
 Service Type: **Project**
 Building: **All**



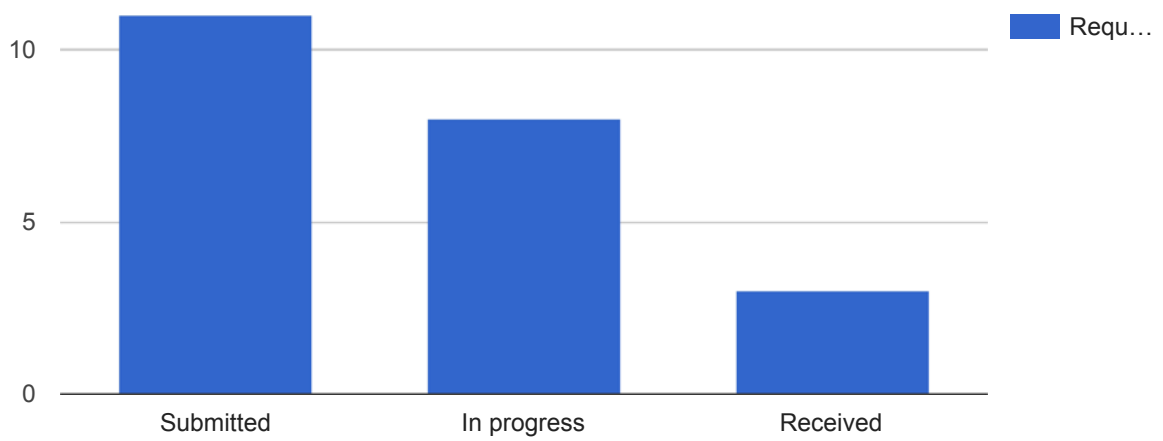
Request Type	Requests	Percent
Lighting	2	33.3%
Building	2	33.3%
Flooring	1	16.7%
Ice Plant	1	16.7%

Facilities Open Work Orders - Monthly Report

APPLIED FILTERS



Date range: **Nov 1, 2018 - Nov 30, 2018**
 Department: **Facilities**
 Keyword: **All**
 Request Type: **All**
 Status: **Other, In Progress, Received, Submitted**



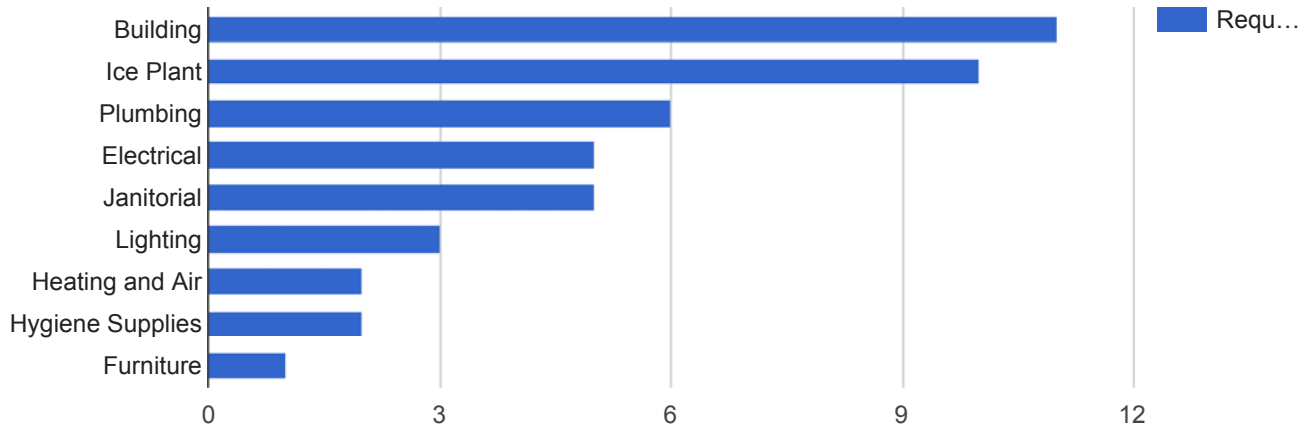
Status	Requests	Percent
Submitted	11	50.0%
In progress	8	36.4%
Received	3	13.6%

Facilities Closed Work Orders by Type

APPLIED FILTERS



Date range: **Nov 1, 2018 - Nov 30, 2018**
 Department: **Facilities**
 Request Type: **All**
 Status: **Closed**
 Building: **All**
 Service Type: **Custodial, Maintenance, Repair**



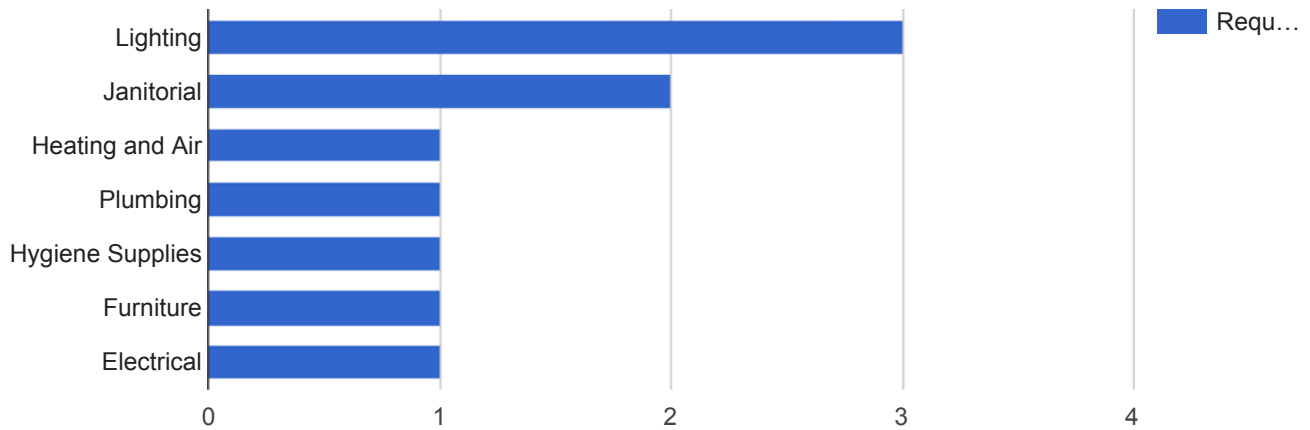
Request Type	Requests	Percent
Building	11	24.4%
Ice Plant	10	22.2%
Plumbing	6	13.3%
Electrical	5	11.1%
Janitorial	5	11.1%
Lighting	3	6.7%
Heating and Air	2	4.4%
Hygiene Supplies	2	4.4%
Furniture	1	2.2%

Facilities Closed Work Orders - City Hall

APPLIED FILTERS



Date range: **Nov 1, 2018 - Nov 30, 2018**
 Department: **Facilities**
 Keyword: **All**
 Request Type: **All**
 Status: **Closed**
 Address: **109 East Olive**



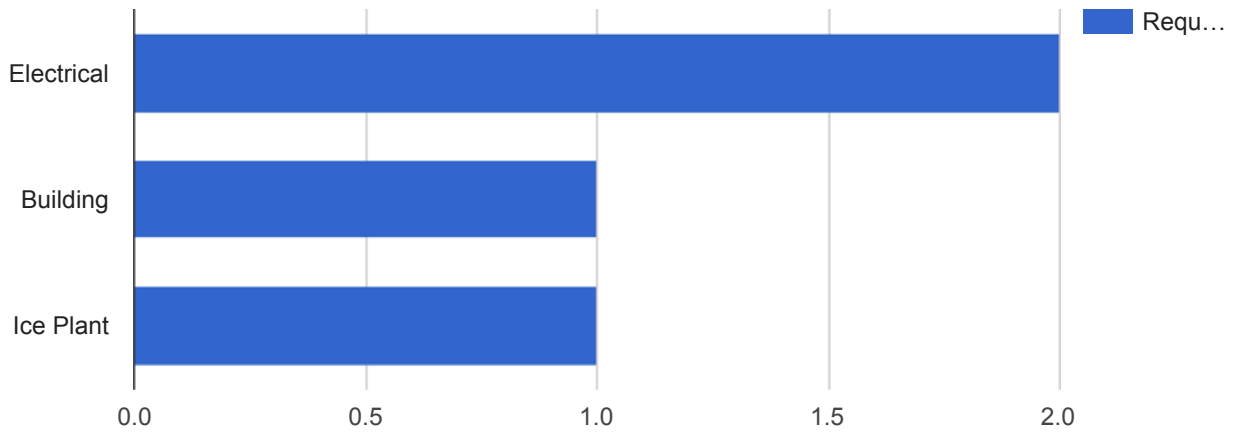
Request Type	Requests	Percent
Lighting	3	30.0%
Janitorial	2	20.0%
Heating and Air	1	10.0%
Plumbing	1	10.0%
Hygiene Supplies	1	10.0%
Furniture	1	10.0%
Electrical	1	10.0%

Facilities Closed Work Orders - Police Admin

APPLIED FILTERS



Date range: **Nov 1, 2018 - Nov 30, 2018**
 Department: **Facilities**
 Keyword: **All**
 Request Type: **All**
 Status: **Closed**
 Address: **305 South East**



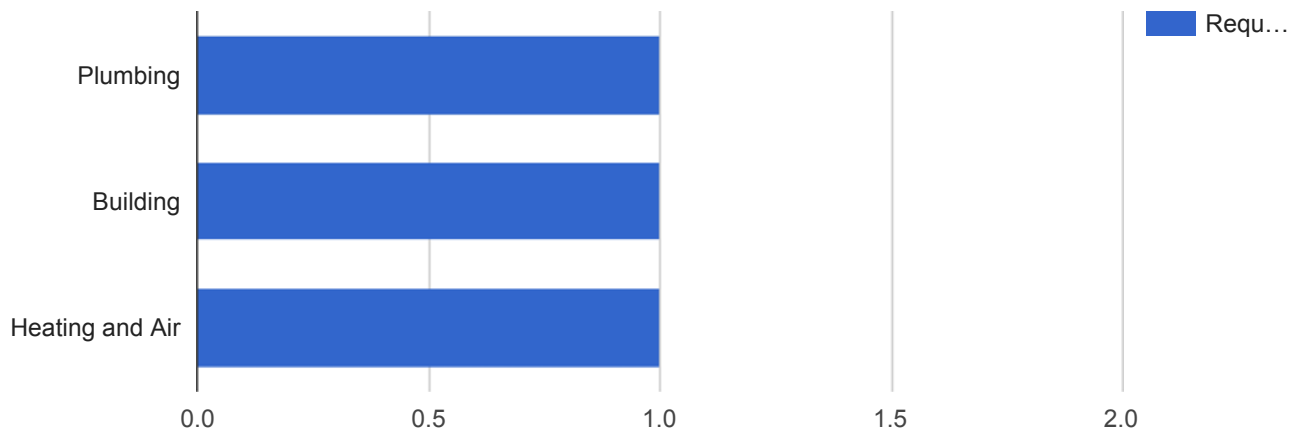
Request Type	Requests	Percent
Electrical	2	50.0%
Building	1	25.0%
Ice Plant	1	25.0%

Facilities Closed Work Orders - Public Works

APPLIED FILTERS



Date range: **Nov 1, 2018 - Nov 30, 2018**
 Department: **Facilities**
 Keyword: **All**
 Request Type: **All**
 Status: **Closed**
 Address: **401 1/2 South East, 401 South East, 336 South Main**



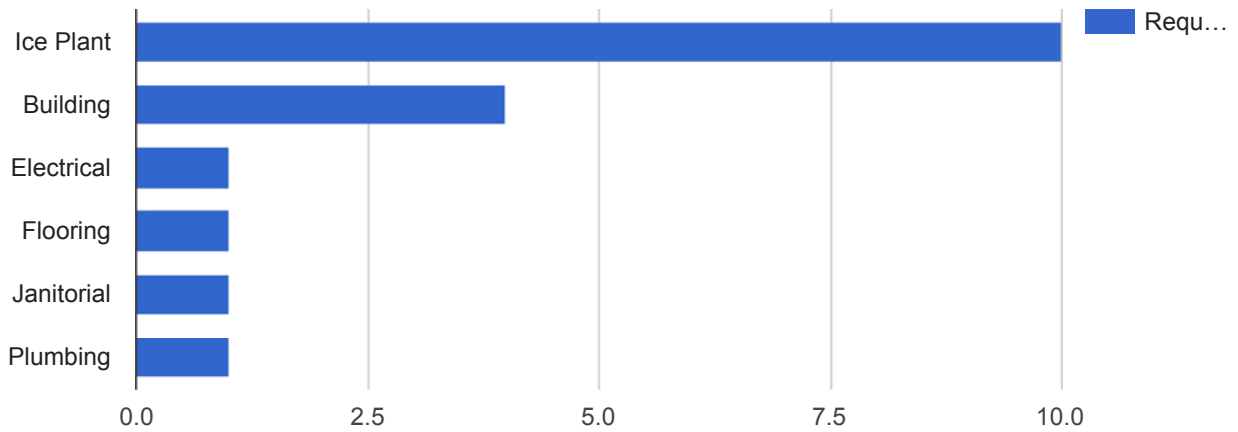
Request Type	Requests	Percent
Plumbing	1	33.3%
Building	1	33.3%
Heating and Air	1	33.3%

Facilities Closed Work Orders - Arena

APPLIED FILTERS



Date range: **Nov 1, 2018 - Nov 30, 2018**
 Department: **Facilities**
 Keyword: **All**
 Request Type: **All**
 Status: **Closed**
 Address: **101 South Madison**



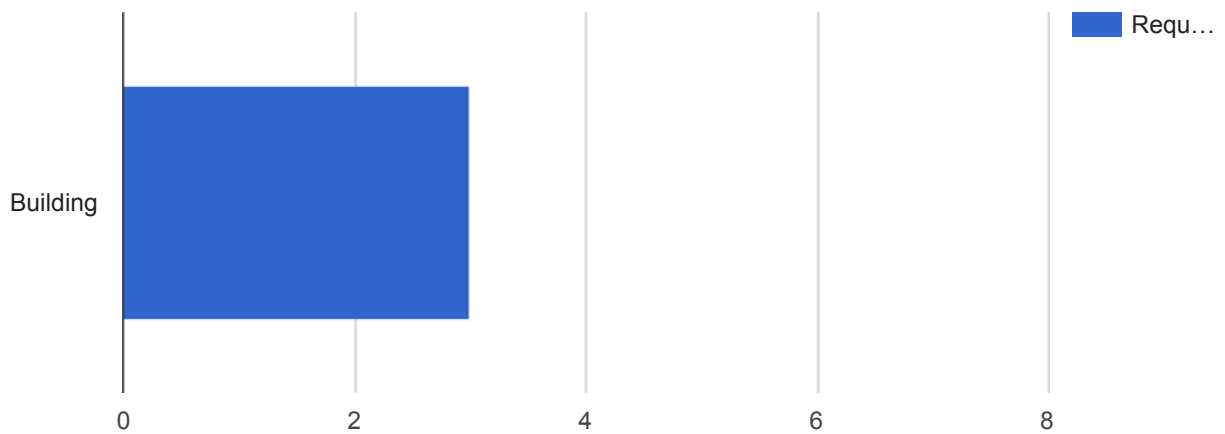
Request Type	Requests	Percent
Ice Plant	10	55.6%
Building	4	22.2%
Electrical	1	5.6%
Flooring	1	5.6%
Janitorial	1	5.6%
Plumbing	1	5.6%

Facilities Closed Work Orders - Government Center

APPLIED FILTERS



Date range: **Nov 1, 2018 - Nov 30, 2018**
Department: **Facilities**
Keyword: **All**
Request Type: **All**
Status: **Closed**
Address: **115 East Washington**



Request Type	Requests
Building	3

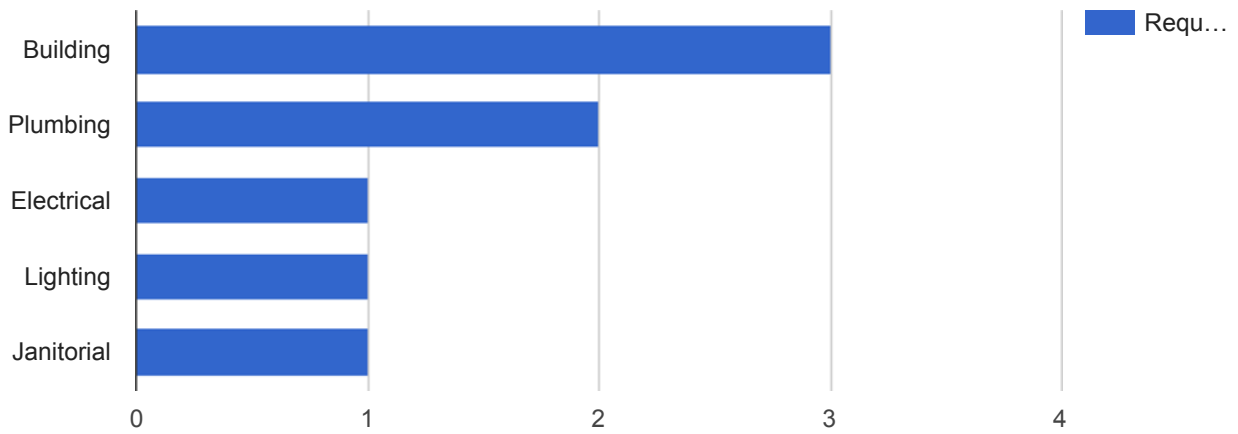
Percent
100.0%

Facilities Closed Work Orders - Lincoln Garage

APPLIED FILTERS



Date range: **Nov 1, 2018 - Nov 30, 2018**
 Department: **Facilities**
 Keyword: **All**
 Request Type: **All**
 Status: **Closed**
 Address: **101 East Front**



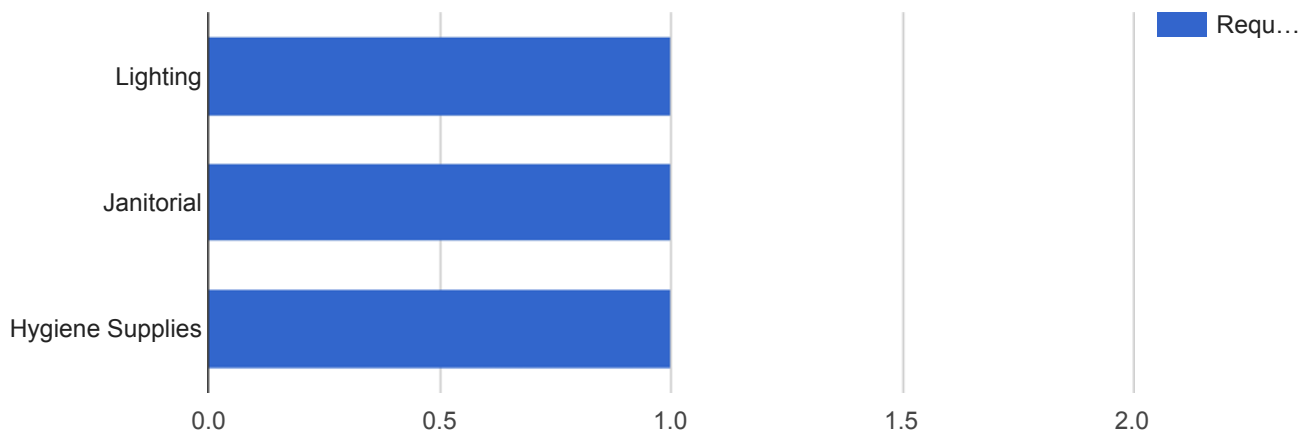
Request Type	Requests	Percent
Building	3	37.5%
Plumbing	2	25.0%
Electrical	1	12.5%
Lighting	1	12.5%
Janitorial	1	12.5%

Facilities Closed Work Orders - Market Garage

APPLIED FILTERS



Date range: **Nov 1, 2018 - Nov 30, 2018**
 Department: **Facilities**
 Keyword: **All**
 Request Type: **All**
 Status: **Closed**
 Address: **400 North Center**



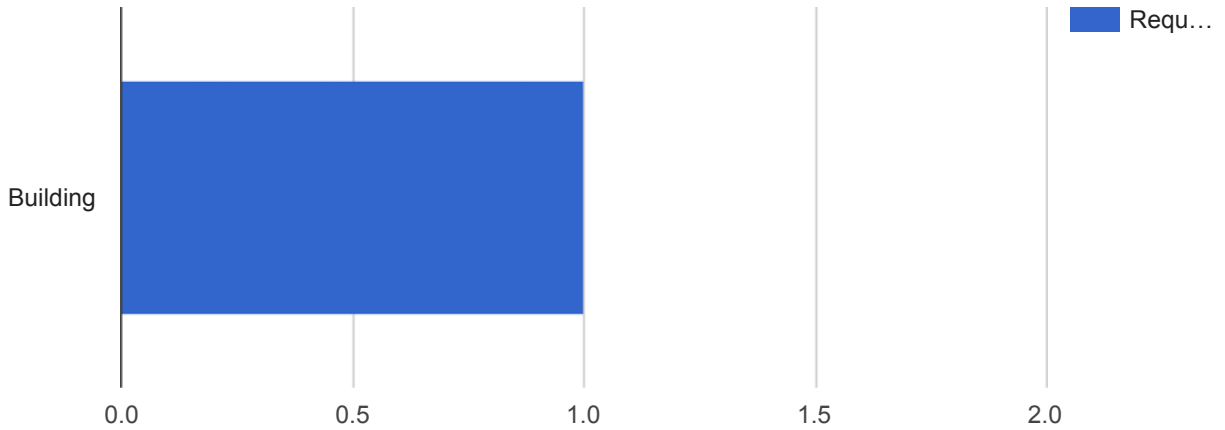
Request Type	Requests	Percent
Lighting	1	33.3%
Janitorial	1	33.3%
Hygiene Supplies	1	33.3%

Facilities Closed Work Orders - Arena Garage

APPLIED FILTERS



Date range: **Nov 1, 2018 - Nov 30, 2018**
 Department: **Facilities**
 Keyword: **All**
 Request Type: **All**
 Status: **Closed**
 Address: **205 South Roosevelt**



Request Type	Requests
Building	1

Percent
100.0%