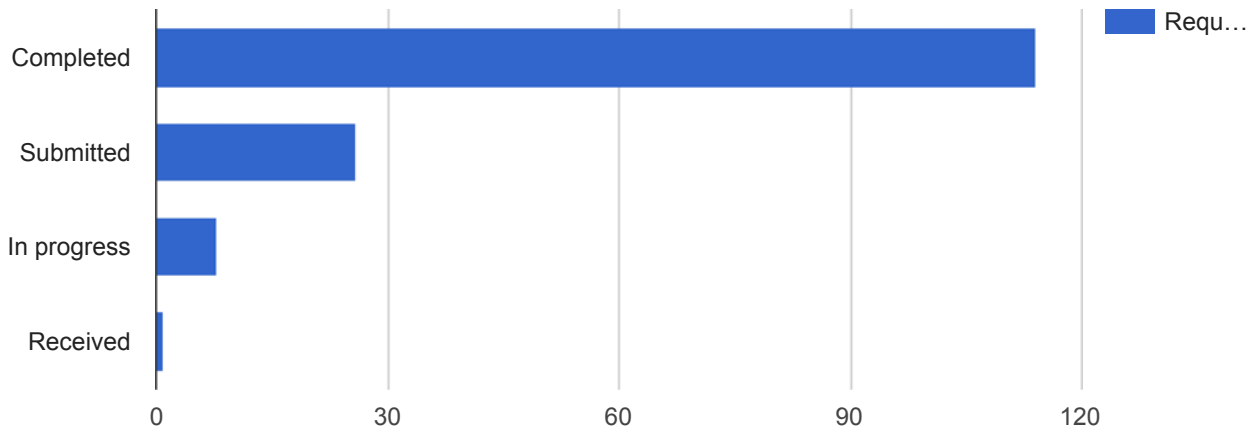


# Facilities Monthly Work Order Summary

**APPLIED FILTERS**



Date range: **Jul 1, 2018 - Jul 31, 2018**  
 Department: **Facilities**  
 Keyword: **All**  
 Request Type: **All**  
 Status: **All**  
 Service Type: **All**



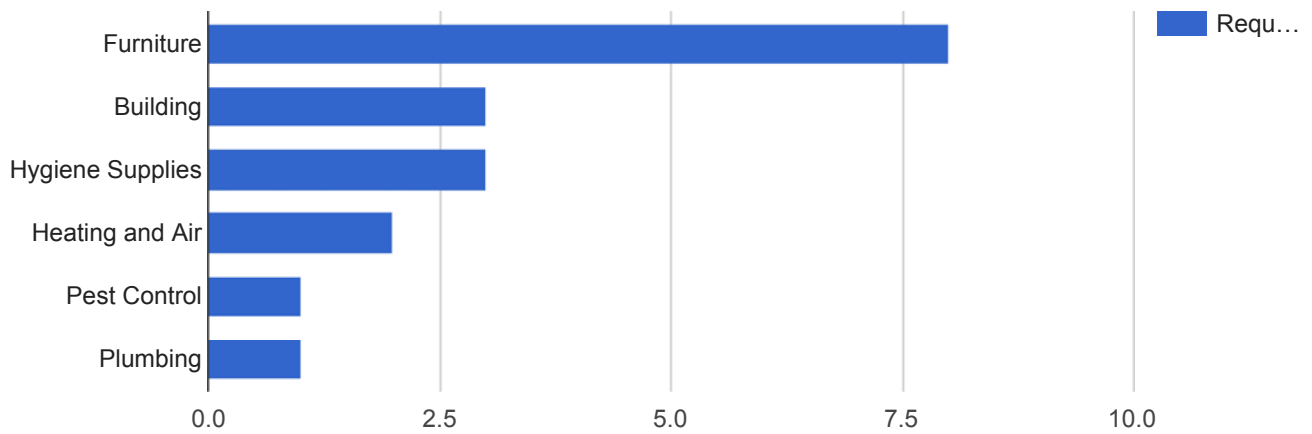
Status	Requests	Percent
Completed	114	76.5%
Submitted	26	17.4%
In progress	8	5.4%
Received	1	0.7%

# Facilities Closed Work Orders - City Hall

**APPLIED FILTERS**



Date range: **Jul 1, 2018 - Jul 31, 2018**  
 Department: **Facilities**  
 Keyword: **All**  
 Request Type: **All**  
 Status: **Closed**  
 Address: **109 East Olive**



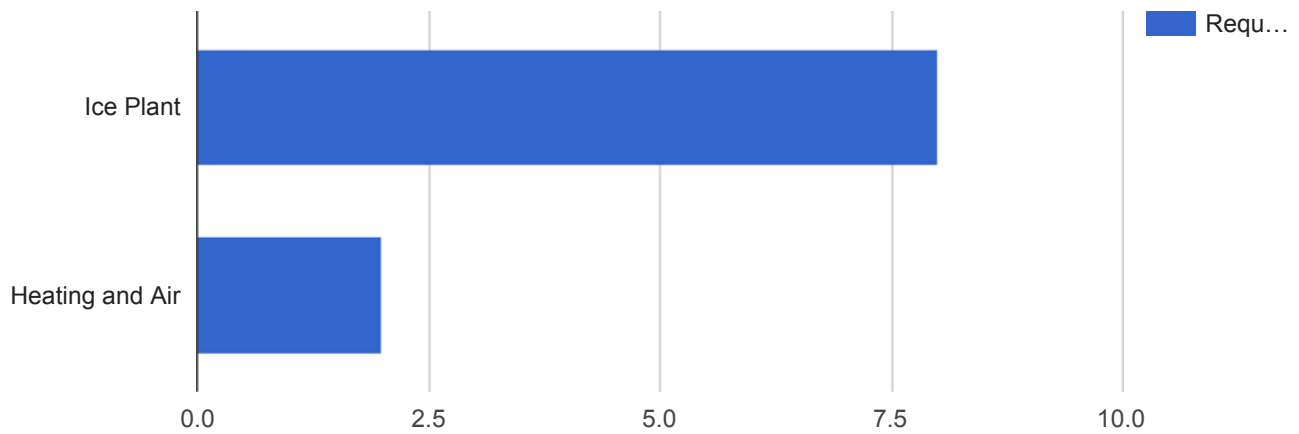
Request Type	Requests	Percent
Furniture	8	44.4%
Building	3	16.7%
Hygiene Supplies	3	16.7%
Heating and Air	2	11.1%
Pest Control	1	5.6%
Plumbing	1	5.6%

# Facilities Closed Work Orders - Arena

**APPLIED FILTERS**



Date range: **Jul 1, 2018 - Jul 31, 2018**  
 Department: **Facilities**  
 Keyword: **All**  
 Request Type: **All**  
 Status: **Closed**  
 Address: **101 South Madison**



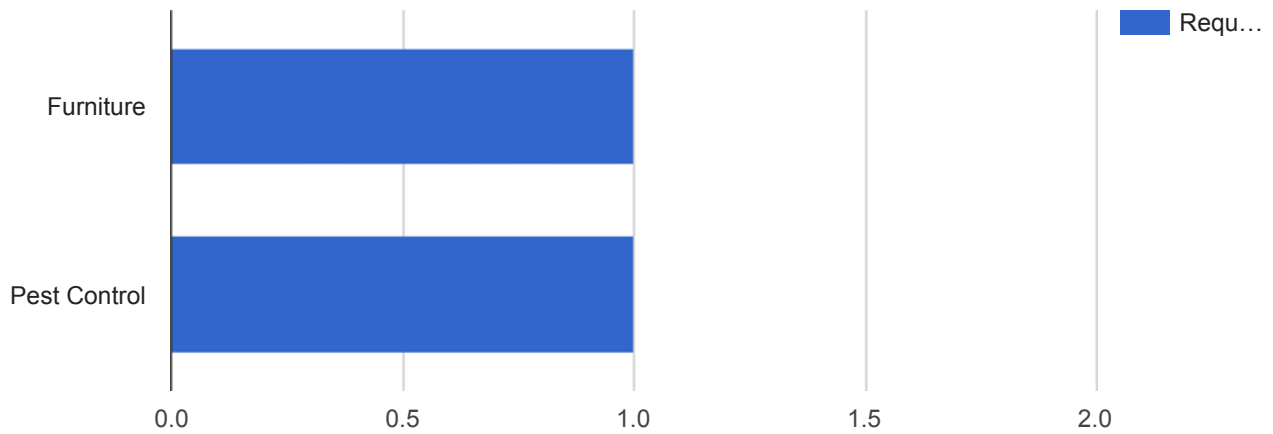
Request Type	Requests	Percent
Ice Plant	8	80.0%
Heating and Air	2	20.0%

# Facilities Closed Work Orders - Records Storage

**APPLIED FILTERS**



Date range: **Jul 1, 2018 - Jul 31, 2018**  
 Department: **Facilities**  
 Keyword: **All**  
 Request Type: **All**  
 Status: **Closed**  
 Address: **301 East Jackson Street**



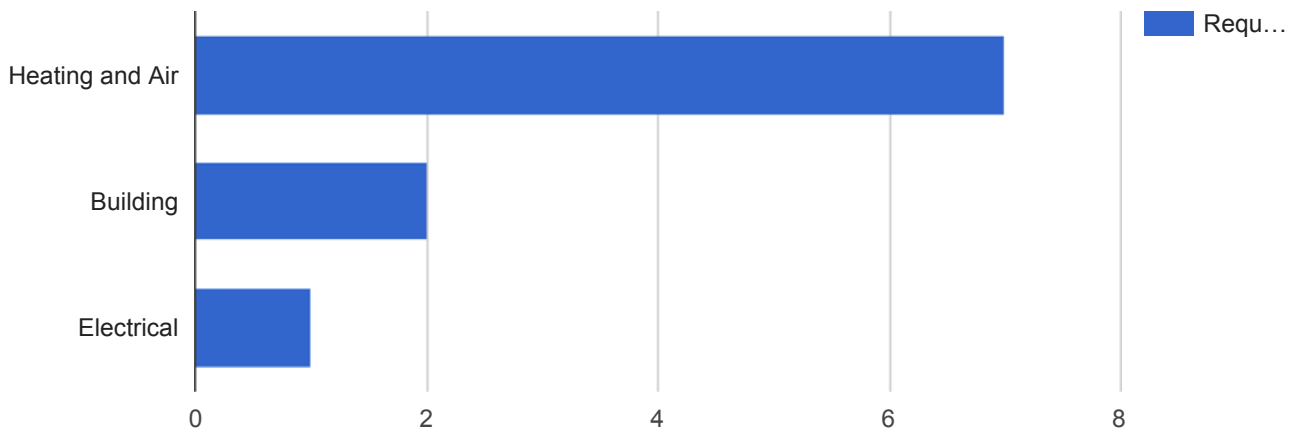
Request Type	Requests	Percent
Furniture	1	50.0%
Pest Control	1	50.0%

# Facilities Closed Work Orders - Police Admin

**APPLIED FILTERS**



Date range: **Jul 1, 2018 - Jul 31, 2018**  
 Department: **Facilities**  
 Keyword: **All**  
 Request Type: **All**  
 Status: **Closed**  
 Address: **305 South East**



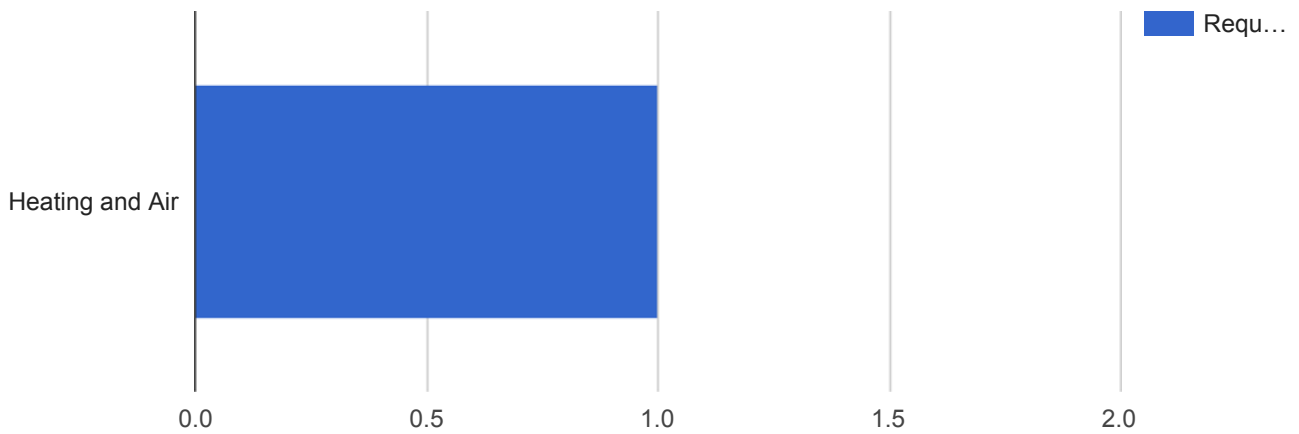
Request Type	Requests	Percent
Heating and Air	7	70.0%
Building	2	20.0%
Electrical	1	10.0%

# Facilities Closed Work Orders - Police Range

**APPLIED FILTERS**



Date range: **Jul 1, 2018 - Jul 31, 2018**  
 Department: **Facilities**  
 Keyword: **All**  
 Request Type: **All**  
 Status: **Closed**  
 Address: **30000 East 1400 North**



Request Type	Requests
Heating and Air	1

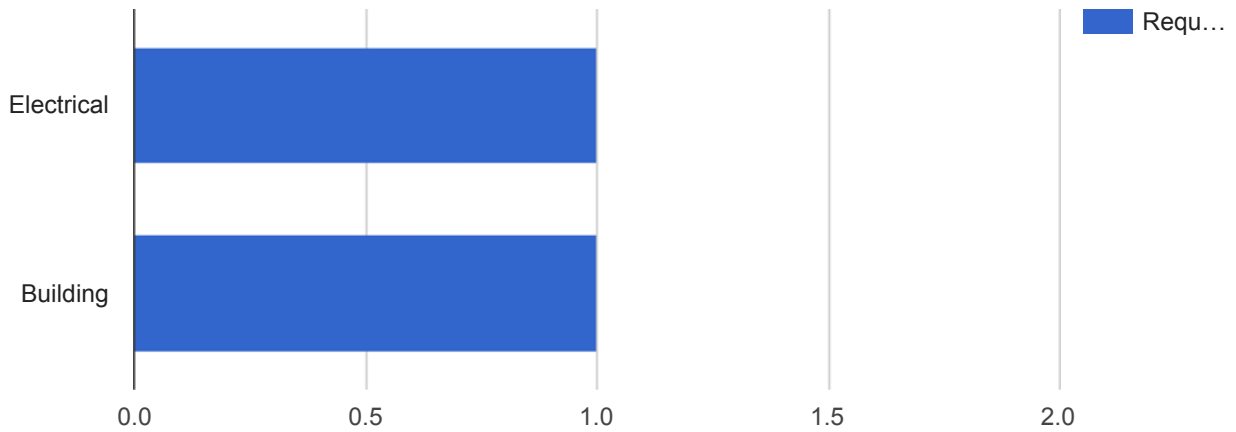
Percent
100.0%

# Facilities Closed Work Orders - Public Works

**APPLIED FILTERS**



Date range: **Jul 1, 2018 - Jul 31, 2018**  
 Department: **Facilities**  
 Keyword: **All**  
 Request Type: **All**  
 Status: **Closed**  
 Address: **401 1/2 South East, 401 South East, 336 South Main**



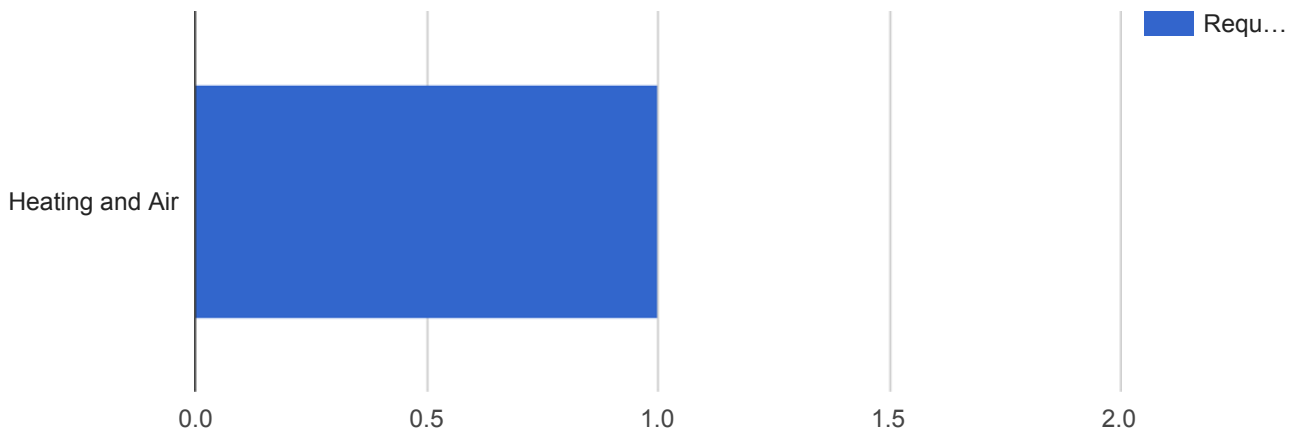
Request Type	Requests	Percent
Electrical	1	50.0%
Building	1	50.0%

# Facilities Closed Work Orders - BCPA

**APPLIED FILTERS**



Date range: **Jul 1, 2018 - Jul 31, 2018**  
 Department: **Facilities**  
 Keyword: **All**  
 Request Type: **All**  
 Status: **Closed**  
 Address: **600 North East Street**



Request Type	Requests
Heating and Air	1

Percent
100.0%

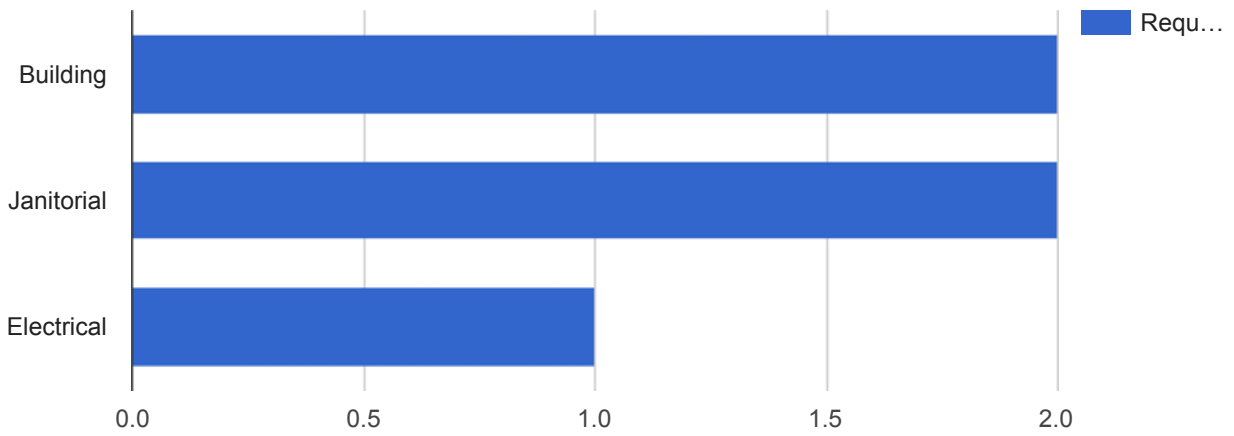


# Facilities Closed Work Orders - Lincoln Garage

**APPLIED FILTERS**



Date range: **Jul 1, 2018 - Jul 31, 2018**  
 Department: **Facilities**  
 Keyword: **All**  
 Request Type: **All**  
 Status: **Closed**  
 Address: **101 East Front**



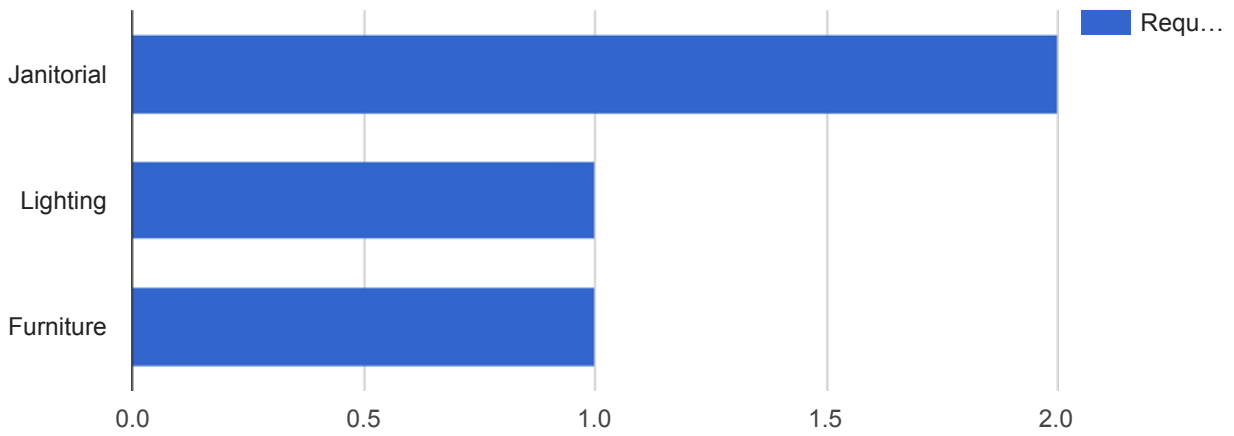
Request Type	Requests	Percent
Building	2	40.0%
Janitorial	2	40.0%
Electrical	1	20.0%

# Facilities Closed Work Orders - Market Garage

**APPLIED FILTERS**



Date range: **Jul 1, 2018 - Jul 31, 2018**  
 Department: **Facilities**  
 Keyword: **All**  
 Request Type: **All**  
 Status: **Closed**  
 Address: **400 North Center**



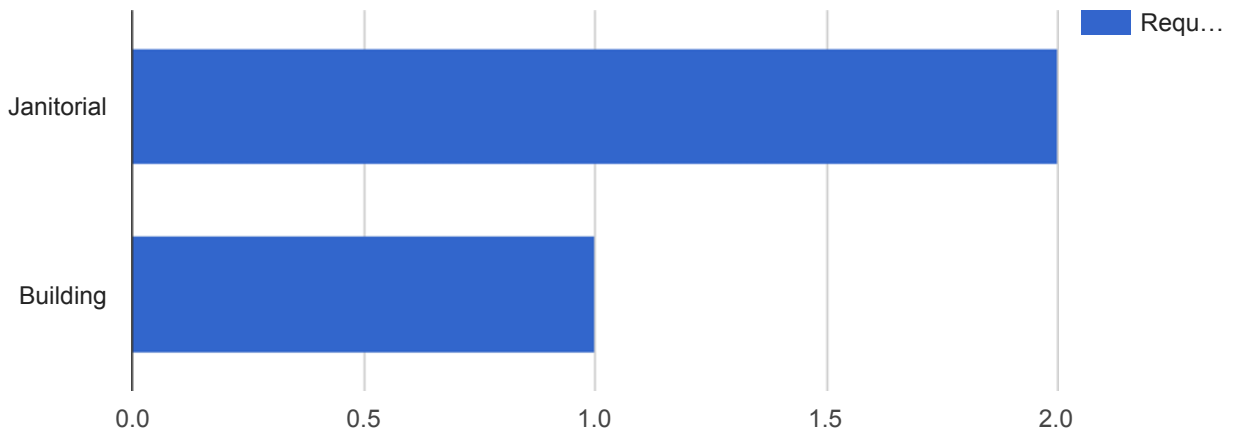
Request Type	Requests	Percent
Janitorial	2	50.0%
Lighting	1	25.0%
Furniture	1	25.0%

# Facilities Closed Work Orders - Pepsi Ice Garage

**APPLIED FILTERS**



Date range: **Jul 1, 2018 - Jul 31, 2018**  
 Department: **Facilities**  
 Keyword: **All**  
 Request Type: **All**  
 Status: **Closed**  
 Address: **205 South Roosevelt**



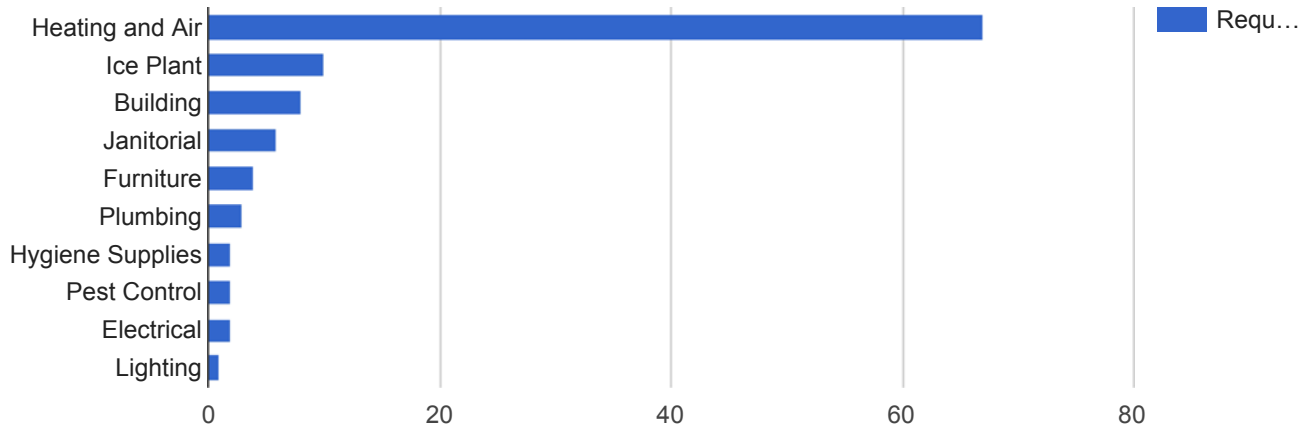
Request Type	Requests	Percent
Janitorial	2	66.7%
Building	1	33.3%

# Facilities Closed Work Orders by Type

**APPLIED FILTERS**



Date range: **Jul 1, 2018 - Jul 31, 2018**  
 Department: **Facilities**  
 Request Type: **All**  
 Status: **Closed**  
 Service Type: **Custodial, Maintenance, Repair**  
 Building: **All**



Request Type	Requests	Percent
Heating and Air	67	63.8%
Ice Plant	10	9.5%
Building	8	7.6%
Janitorial	6	5.7%
Furniture	4	3.8%
Plumbing	3	2.9%
Hygiene Supplies	2	1.9%
Pest Control	2	1.9%
Electrical	2	1.9%
Lighting	1	1.0%

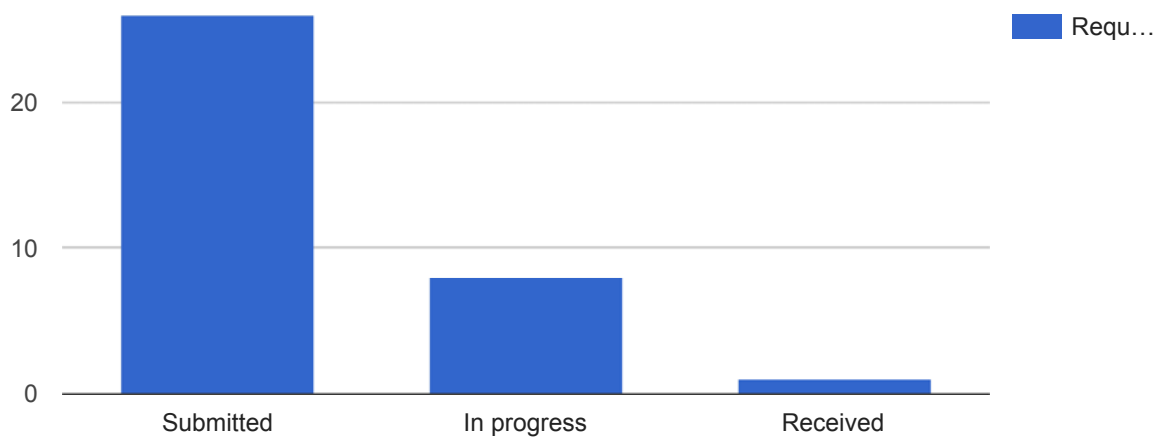
# Facilities Open Work Orders - Monthly Report

Facilities Open Work Orders - Monthly Report saved successfully. ✕

**APPLIED FILTERS**



Date range: **Jul 1, 2018 - Jul 31, 2018**  
 Department: **Facilities**  
 Keyword: **All**  
 Request Type: **All**  
 Status: **Other, In Progress, Received, Submitted**



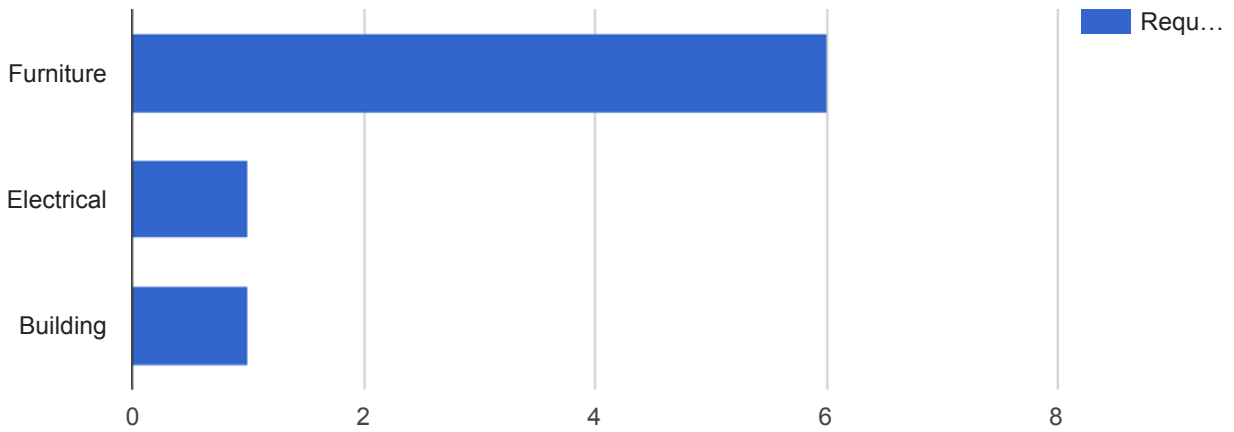
Status	Requests	Percent
Submitted	26	74.3%
In progress	8	22.9%
Received	1	2.9%

# Facilities Closed Projects by Type

**APPLIED FILTERS**



Date range: **Jul 1, 2018 - Jul 31, 2018**  
 Department: **Facilities**  
 Request Type: **All**  
 Status: **Closed**  
 Service Type: **Project**  
 Building: **All**



Request Type	Requests	Percent
Furniture	6	75.0%
Electrical	1	12.5%
Building	1	12.5%