

# City of Bloomington: City Manager's August 2011 Monthly Report



*Bridge over Oakland Ave for Constitution Trail, September 2011*



**CITY OF BLOOMINGTON**

## **City of Bloomington Elected Officials**

Mayor: Steve Stockton

Ward 1 Alderman: Bernard Anderson

Ward 2 Alderman: David Sage

Ward 3 Alderman: Mboka Mwilambwe

Ward 4 Alderwoman: Judith Stearns

Ward 5 Alderwoman: Jennifer McDade

Ward 6 Alderwoman: Karen Schmidt

Ward 7 Alderman: Steven Purcell

Ward 8 Alderman: Robert Fazzini

Ward 9 Alderman: Jim Fruin

## **City of Bloomington Administration**

City Manager: David A. Hales

Deputy City Manger: Barb Adkins

City Clerk: Tracey Covert

Corporate Counsel: Todd Greenburg

Director of Finance Department: Tim Ervin

Director of Human Resources Department: Emily Bell

Director of Information Services Department: Scott Sprouls

Director of Parks, Recreation, and Cultural Arts Department: John Kennedy

Director of Planning & Code Enforcement Department: Mark Huber

Director of Public Works Department: Jim Karch

Director of Water Department: Craig Cummings

Police Chief: Randall McKinley

Fire Chief: Mike Kimmerling

Library Director: Georgia Bouda

## Table of Contents

	Page
Executive Summary.....	1
Police Department.....	3
Fire Department.....	6
Public Works Department .....	9
Water Department.....	13
Parks, Recreation, and Cultural Arts Department.....	15
Planning and Code Enforcement Department.....	22
Legal Department.....	24
Human Resources Department.....	26
City Clerk.....	27
Library.....	29
Information Services Department.....	31
Compliments to City .....	33
Appendix.....	36

## Executive Summary

### Police Department

- In August property and violent crime reports totaled 195, which is a 12% decrease from July.
  - Violent crime reports for August included:
    - 5 incidents of forcible rape
    - 3 robberies
    - 26 aggravated assaults/batteries
  - Property crime reports for August included:
    - 5 incidents of motor vehicle theft
    - 120 thefts
    - 35 burglaries
- Police reports for August totaled 679, which is a 6.6% decrease from July.
- Communication Center averaged 86 more calls-per-day during August 2011 versus August 2010.

### Fire Department

- In August 2011 there were 15 confirmed structural fires, well above the average over the previous 12 months of 8 confirmed structural fires a month. Resulting in an estimated property loss of \$1,050,500 for the month of August.
- The large fiscal loss for the month of August can be contributed to a fire at the old GE Plant. The fire shorted out equipment in the substation leading to an explosion that shattered windows in the plant and some outbuildings. The shorted equipment caused a fire in some switching equipment in the plant and filled the building up with smoke. Damage estimates were over one million dollars.
- Both EMS and Fire accomplished their goal of arriving on scene of incident on average in less than six minutes after receiving emergency call.
  - EMS response average for August 2011 – 5:50.
  - Fire response average for August 2011 – 5:46.

### Public Works Department

- Fleet realized an approximate \$25,719 increase in fuel cost compared to the prior fiscal year month of August due to higher cost of fuel.

### Water Department

- With the month having very little precipitation, the Lake Bloomington and Evergreen Lake reservoirs both stopped flowing over their respective spillways. The Water Department is pumping from the Evergreen Lake reservoir and it is about two feet below the spillway. Lake Bloomington is full. From a water supply standpoint at this time of year, the Department's position is excellent.
- The Tanner Street construction project from Lake Drive to Morris Avenue was started in the spring. The Water Department had budgeted \$80,000 total for this project. Stark Excavating, the successful bidder, has completed the entire water main installation at this time. The road has yet to be built but the water main in this area is now in service.

- The Department pumped and average of 13.5 million gallons per day (MGD) resulting in the second highest rate over the last four months of August. In comparison the previous three averages for August where: August 2008 – 13.1 (MGD), August 2009 – 11.0 (MGD), and August 2010 – 14.3 (MGD)

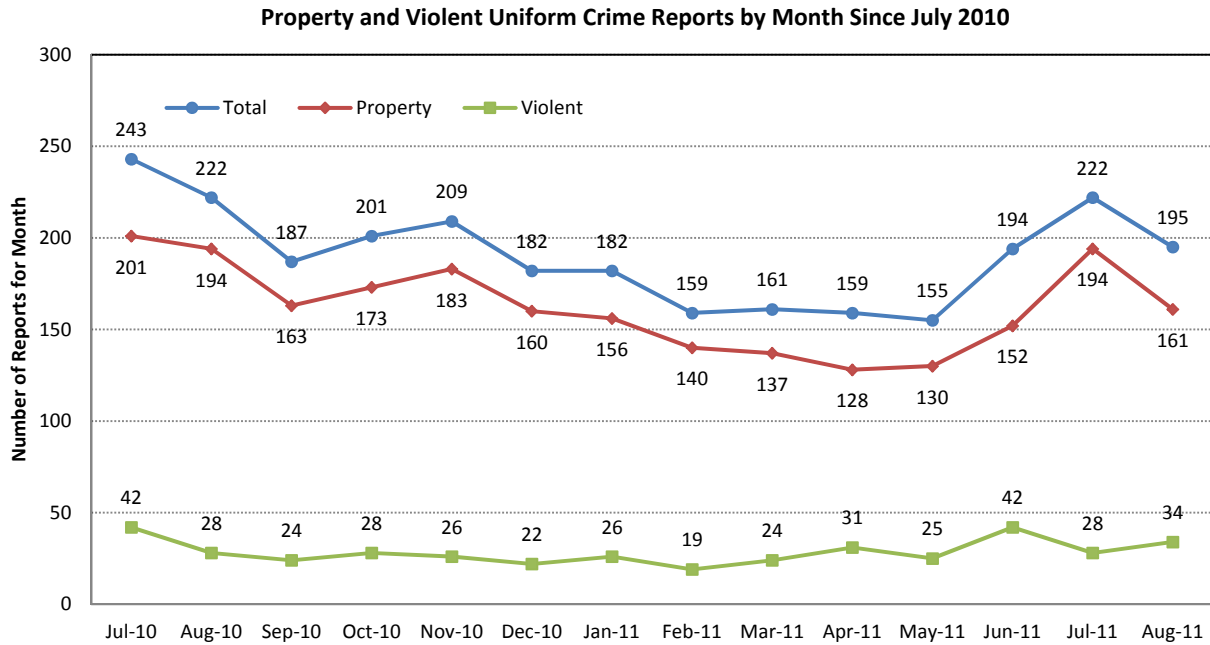
#### **Parks, Recreation, and Cultural Arts Department**

- Improvements to Miller Park Lake
  - Dredged 6-8' of silt build up from the lagoon area of the lake.
  - Rebuilt 870' of retaining wall around the center portion of the lake.
  - Made structural repairs to the Friendship Bridge.
  - Total savings conducting the work in house were estimated at \$75,000 in comparison with estimates received for the project from private contractors.
- Miller Park Zoo posted the 2<sup>nd</sup> highest admission figures and the highest admission revenues for the month of August since record keeping started.
- BCPA hosted the Bloomington-Normal Jaycees' Bruëgala, attracting more than 3,000 visitors over a two day period.

#### **Planning and Code Enforcement Department**

- Construction activity in the City continues to be sluggish with all year-to-date indicators continuing a downward trend from 2010. While the numbers of permits continue to lag behind last years the lag has been reduced from the July numbers.
  - New home starts – down 31%
  - Building permits – down 19%
  - All construction permits – down 14%
  - Fees collected – down 20%

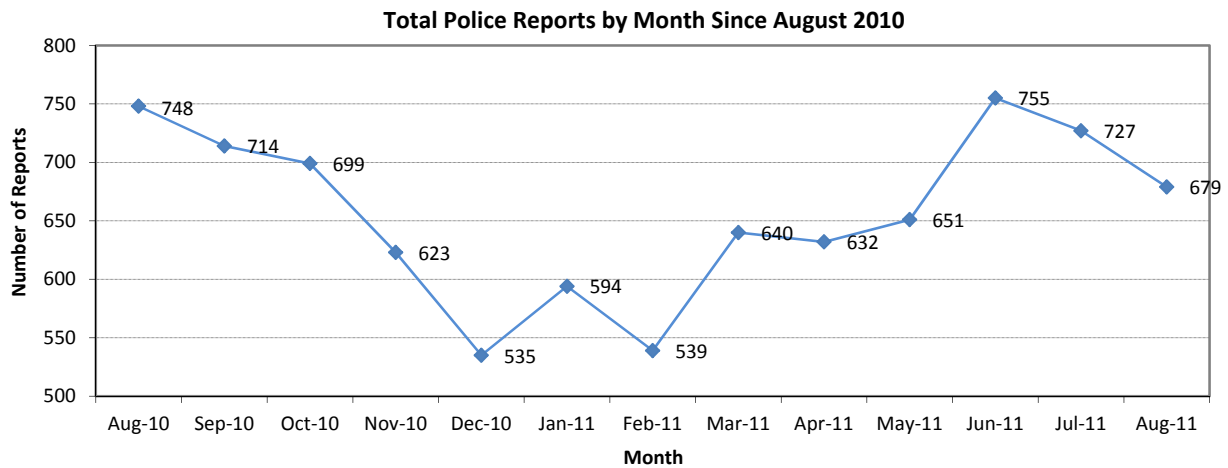
## Police Department

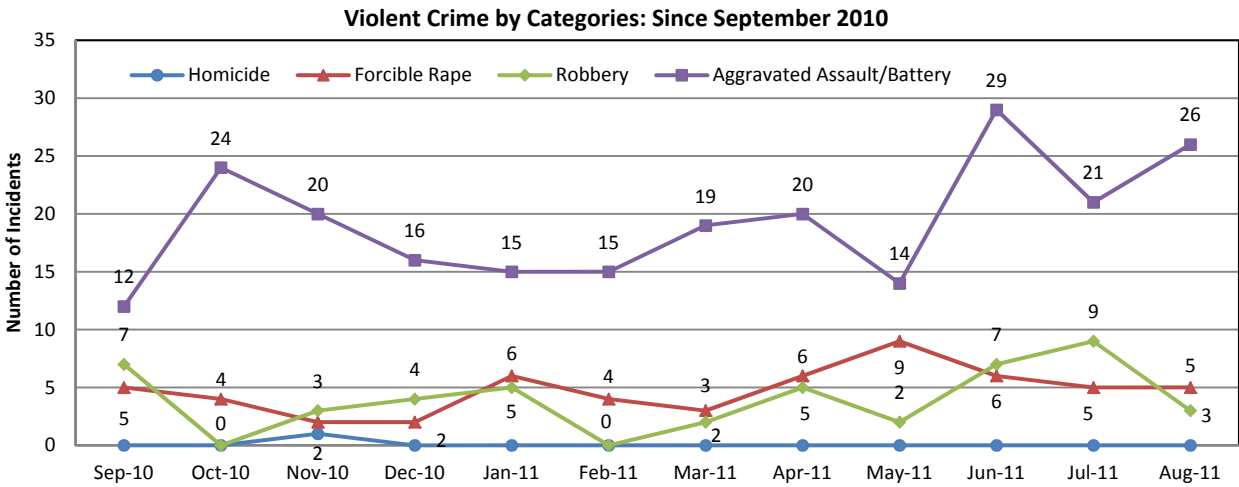


### Criminal Investigation Division (CID)

CID assigned 94 cases to be investigated in August: 13% of these cases were cleared by arrest; 43% remain pending; 39% were administratively closed. Other cases were cleared by exception or unfounded. Detectives currently have 40 cases assigned to them for investigation.

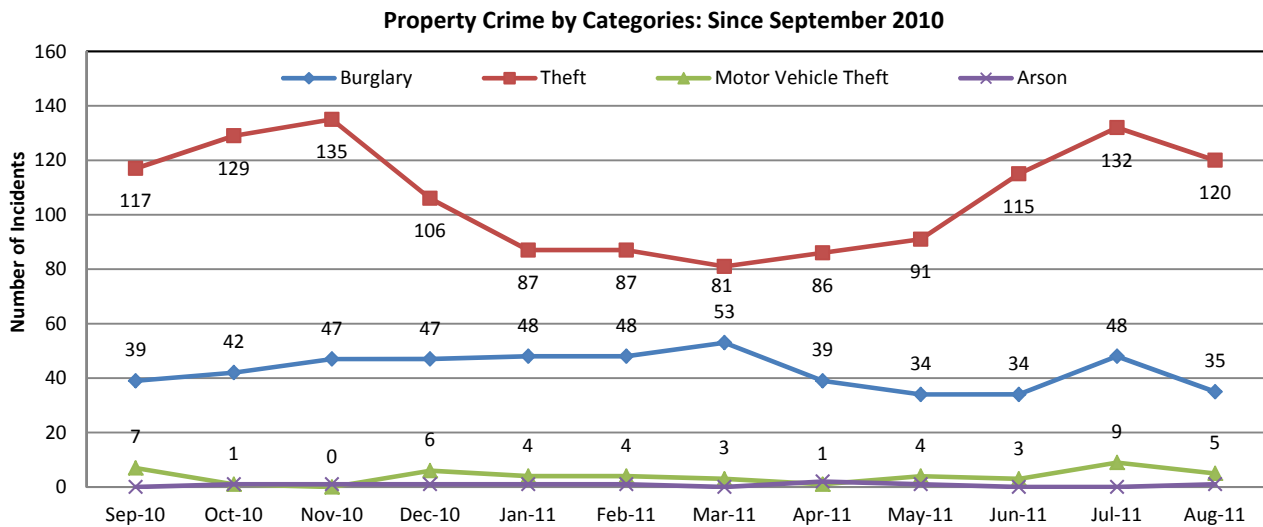
Detectives continued to investigate two shooting incidents on West Grove Street. During the investigation information involving other crimes was gathered and a three-year-old burglary case involving the theft of numerous weapons was also charged.





### Crime and Intelligence and Analysis Unit (CIAU)

CIAU staff provided four hours of gang and intelligence-led policing to a lateral transfer to BPD. Staff also completed multiple media request for information and data related to BPD's problem oriented policing (POP) programs, drug trends, and sex offender programs.



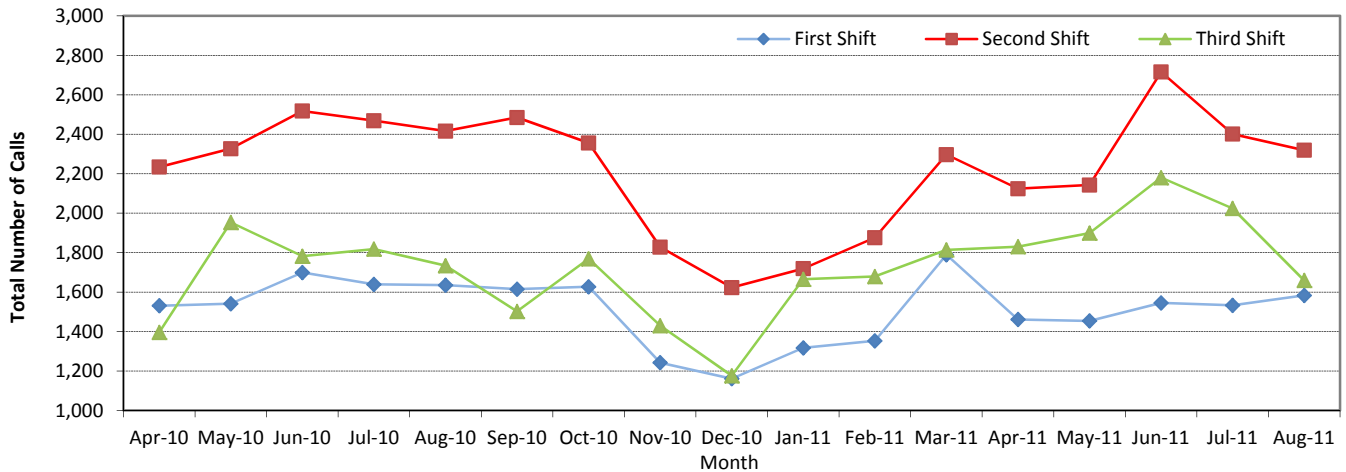
### Street Crimes Unit (SCU)

The following activity was generated by the division in August: \$3,350 in tow fees generated; \$2,700 in ordinance violations issued; 13 warrant arrests made; 23 non-warrant arrests made. Drugs seized include 24.3 grams of cannabis; several items of drug paraphernalia. SCU was actively involved in 450 calls for service which represents both self-initiated and dispatched calls. Several members were involved in training new recruit officers.

**Vice**

The following activity was generated by the Vice unit: 13 cases opened; 11 cases closed; 16 arrests made; 9 search warrants executed; \$117,565 seized; property valued at approximately \$25,500 seized. The following drugs were seized/purchased: 35.1 grams of crack cocaine seized; 31.9 grams of crack cocaine purchased; 642.10 grams of cannabis seized; 340 grams of cannabis purchased; 11 grams of MDPV (bath salts) seized; 2 grams of MDPV purchased; 2 firearms seized; 2 vehicles seized pending forfeiture proceedings.

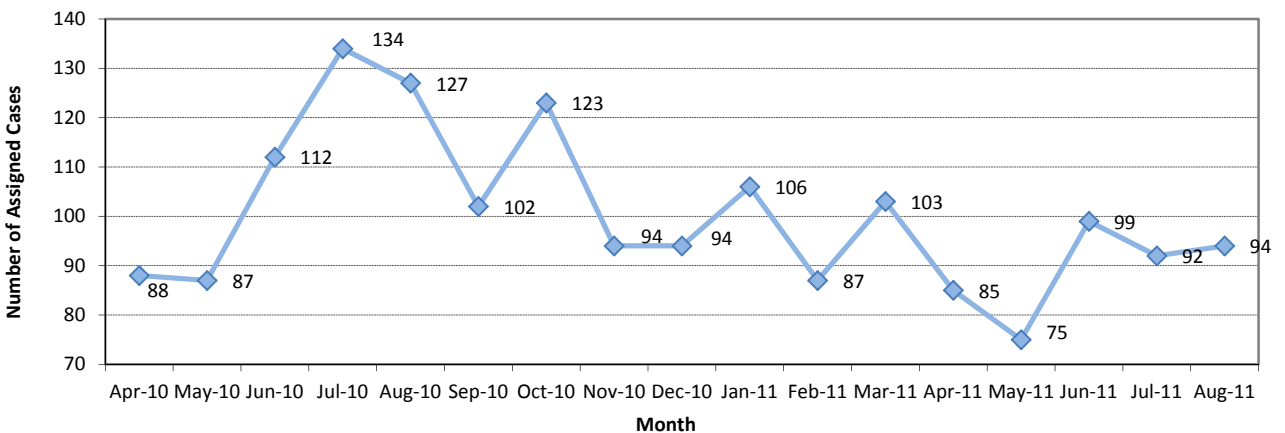
**Police Department Calls for Service by Shift and Month Since April 2010**



**United States Marshals**

The US Marshals opened 28 new cases and closed 20; 14 hands on felony arrests; one misdemeanor arrest; one arrest made by another USMS district based on a lead sent to them by our task force; three detainers lodged against subjects who were in custody in other jurisdictions; three self-surrender arrests after subject learned local task force was looking for them.

**Criminal Investigation Division Assigned Cases Since April 2010**



**Police Department Appendix Begin on Page 36.**



## Fire Department

### Fire Suppression

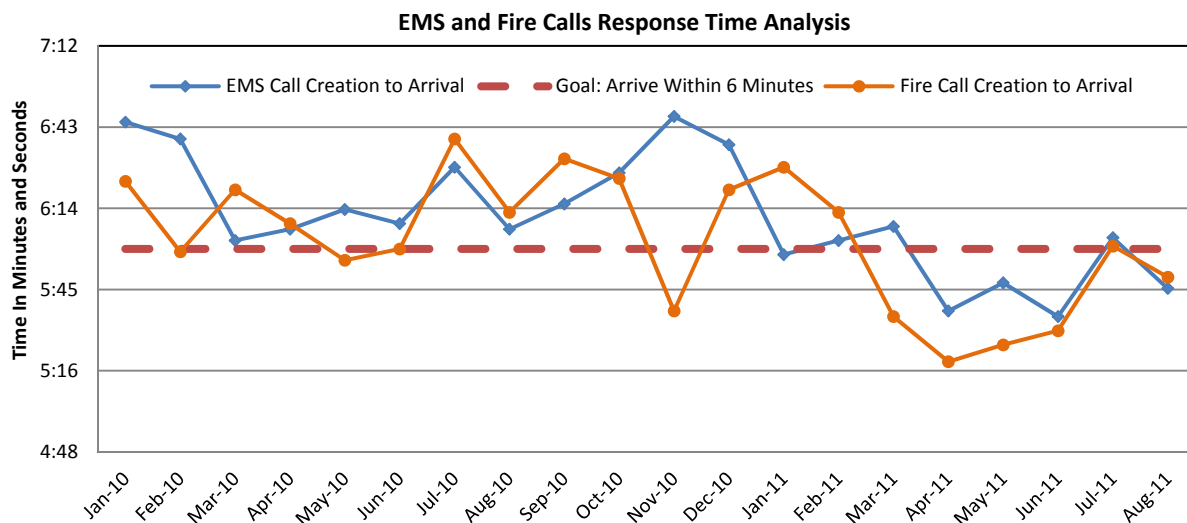
Fire Response Data: August 2011		
Fire Response Type	Previous 12 Month Average	August of 2011
Fire Responses	148	200
Structural Fires	8	15
Estimated Dollar Losses (Property & Contents)	\$279,336	\$1,050,500

Top 5 Fire Response Types for August 2011	
Rank	Response Type
1.)	611: Dispatched & cancelled en route
2.)	743: Smoke detector activation, no fire - unintentional
3.)	745: Alarm system activation, no fire - unintentional
4.)	113: Cooking fire, confined to container
5.)	601: Smoke Scare

### Activity Summary

During August, the Department responded to 200 calls of which 15 were confirmed structure fires. The 200 calls comprised 18.74% of the volume for the month. The fifteen structure fire incidents resulted in a dollar loss estimated at \$1,050,500.

Average response time from time of call to arrival for Fire Suppression emergency calls was within the 6 minute benchmark at 5:46 during August.



### Training Summary

Ventilation and Ladder Operations was the formal monthly training program for August

### Emergency Medical Services (EMS)

#### Activity Summary

EMS responses for August totaled 709. This represents 81.26% of the monthly call volume. From these responses the Department provided aid to 975 patients. The three leading EMS

August 2011 Structural Fire Spread, Response, and Location Chart				
<b>Confined to Object of Origin</b>				
Incident Number	Alarm Date	Alarm Time	Address	Personnel Responded
11-0005662	8/4/2011	23:44:25	102 W Washington St	12
11-00056931	8/13/2011	9:52:55	2209 Berrywood Ln	12
<b>Confined to Room of Origin</b>				
Incident Number	Alarm Date	Alarm Time	Address	Personnel Responded
11-0005713	8/6/2011	12:21:56	301 W Market St	12
11-0005890	8/12/2011	3:43:48	1016 W MacArthur St	12
11-0005639	8/4/2011	5:23:06	622 N Main St	17
<b>Beyond Building of Origin</b>				
Incident Number	Alarm Date	Alarm Time	Address	Personnel Responded
11-0006210	8/23/2011	16:11:42	1601 General Electric Rd	24

response types during August were Sick Person, Traffic Accident and Breathing problem. Average response time from time of call to arrival for EMS emergency calls was within the 6 minute benchmark at 5:50 during August.

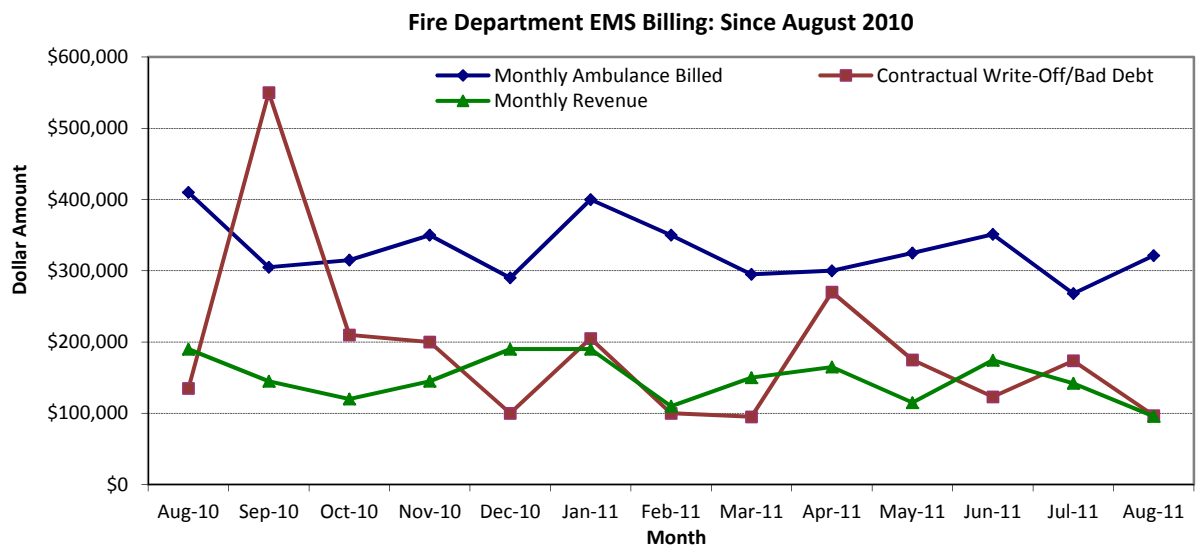
Training Summary

The formal training program for August in EMS was Toxicology and Substance Abuse

Billing Revenue Summary

Ambulance billing contains three areas, Revenue, Charges, and Contractual-Write offs. Revenue is the actual amount received by the City for the month. Charges are the total amount billed for the month. Contractual-Write offs consist of the portion of the charges not received as a result of either Federal or State carriers (Medicare and Medicaid) not allowing for EMS services, or write offs for financial hardship, bad debt accounts not collected (these are passed to a third party debt collection agency), bankruptcies, etc.

- The total August billing charges were \$321,404.19.
  - The August total for revenue was \$115,108.44.
  - The Contractual-Write offs total for August was \$96,771.90.
  - Bad Debt transferred to third party collections was \$95,747.41.



- Charges represent billings for emergency transports, intercepts, and ambulance standby's.
- Revenue represents the amount of revenue collected for emergency transports, intercepts, and ambulance standby's.
- Contractual-Write Offs are the combination of contractual allowances and bad debt write off's. Contractualz are the amounts above what federal and state mandated carriers allow for EMS services. Bad Debt write offs include Financial Hardships, Bad Debt Accounts (sent to a third party collection agency for further processing), Bankruptcies, Small Balances, Workman's Compensation, and Incarcerated Patients.

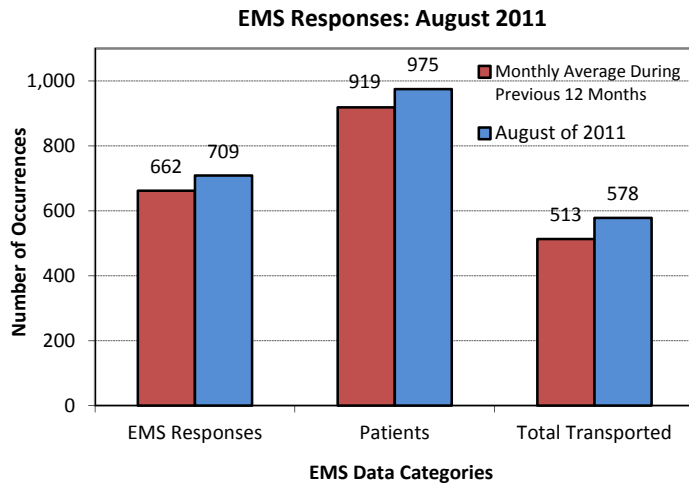
## Aircraft Rescue and Firefighting (ARFF)

### Activity Summary

Two responses during August, one for an aircraft that had lost cabin pressure, stand by during landing and one for an aircraft landing with a front gear issue that landed without incident.

### Training Summary

The ARFF Training subject for August was Fire Hose, Nozzles, Turrets and Appliance Usage



## Hazardous Materials

### Activity Summary

2 responses during August. One call for assistance from Normal FD at Illinois State University for a chemical spill. One mutual aid response to LeRoy for a Tanker truck involved in a motor vehicle accident.

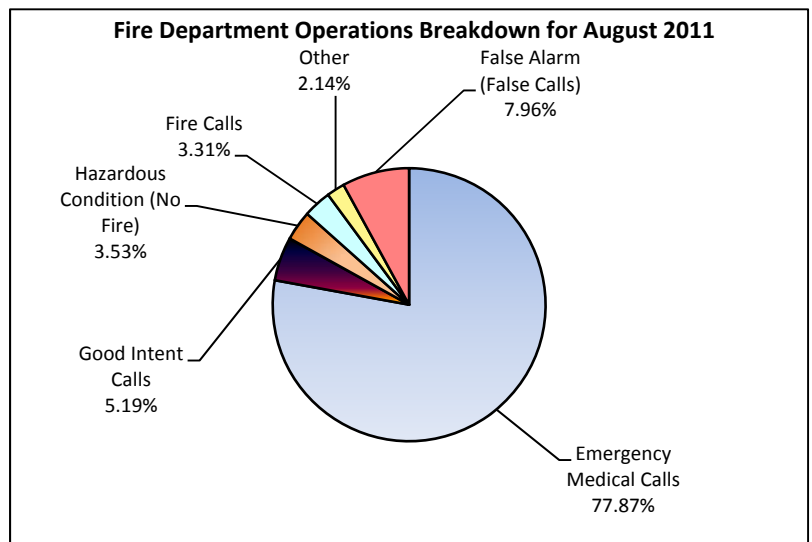
### Training Summary

The formal training program for August was Decontamination

## Department Activities for August

Hydrant inspections continued during the month of August

Public Education was conducted on fire safety, extinguisher training, CPR, and evacuation drills. A total of 561 participated in these presentations during August.



**Fire Department Appendix Begins on Page 37.**

**Public Works Department**

**Engineering Department**

**Street & Alley Repair**

This annual project involves minor repairs to City streets and provides for milling/resurfacing of City alleys.

**General Resurfacing**

This annual project includes the milling and resurfacing of existing City streets.

**Tanner Street Reconstruction**

Tanner Street will be reconstructed from a new round-a-bout at Lake Drive to line up with Butchers Lane at Morris Avenue.

**Locust Colton CSO Elimination – Phase 1**

This is the start of a multi-year and multi-phase project to separate combined sewers leading to the CSO - Combined Sewer Overflow at Locust Street and at Colton Avenue.

**Lafayette St. Reconstruction from Maple to Morrissey**

Lafayette Street will be reconstructed as a 3 lane city street with a center two way left turn lane and sidewalk on the north side.

Engineering Department Tasks Completed: August 2010 and August 2011		
Permit Type	August of 2010	August of 2011
Curb Cuts	15 Permits Issued (Value \$525)	18 Permits Issued (Value \$595)
Erosion Control	16 Permits Issued (Value \$740)	20 Permits Issued (Value \$635)
Excavation	32 Permits Issued (Value \$1,120)	45 Permits Issued (Value \$1,505)
Water Meter Fees	Value = \$5,025	Value = \$8,700
Street Cut Deposits	Value = \$0	Value = \$165
Water & Sewer Side Taps	-	Value = \$2,000
Traffic Control	8 Permit Issued (Value \$225)	0 Permits Issued (Value \$0)
Dumpsters	2 Permits Issued (Value \$50)	5 Permits Issued (Value \$175)
Overweight Loads	23 Permits Issued (Value \$1,897)	3 Permits Issued (Value \$75)
Customer Service Calls	August of 2010	August of 2011
Call Center	1,301 inbound calls	1,156
Public Works Office	77 in-person assistance contacts	70 in-person assistance contacts
Erosion Control/Complaints Inspection Report	August of 2010	August of 2011
New/Maintenance Erosion/Storm- Water Management	192	150
Inspections	12	12
Inspection Files Closed	62	26

**Engineering Projects August 2011 Status Updates**

**City of Bloomington Projects**

Project Description	Status
Street & Alley Repair, 2011-12	In Construction (90% Complete)
General Resurfacing, 2011-12	In Construction (90% Complete)
Tanner St Reconstruction	In Construction (20% Complete)
Morris Ave Reconstruction, Fox Hill to Fire Station	In Design ( 40% Complete)
2011 Maintenance Contracts (Street, Utility, Grading, Traffic Signals)	In Construction (0% Complete)
Regency Pump Station Improvement	In Design ( 60% Complete)
Eagle Crest East Pump Station Improvements	In Design ( 10% Complete)
Locust Colton CSO Elimination, Phase 1	Out for Bid
Lafayette St Reconstruction, Maple to Morrissey	In Design ( 90% Complete)
Sump Pump Drain Line 2010-11	In Construction (0% Complete)
Kickapoo Creek Stream Restoration, Phase II	Punch List Items
Hamilton Rd Reconstruction, Timberlake to Main	Punch List Items
Constitution Trail - Grove to Croxton	Punch List Items
50/50 Sidewalks & Handicap Ramps 2011-12	In Construction ( 60% Complete)
MFT Resurfacing, 2010-11	Finalized (100% Complete)
SE Bloomington Railroad Crossing Planning Study	Completed
2011 Detention Basin Improvements	In Design (5% Complete)

### Engineering Projects August 2011 Status Updates

#### Private Development Projects

Project Description	Status
Commercial Site Plans	8 Plan Sets Reviewed
Grove Subdivision, 3 <sup>rd</sup> Addition	Punch List Items
Grove Subdivision, 2 <sup>nd</sup> Addition	Punch List Items
Cedar Ridge Elementary School	Punch List Items
Benjamin Elementary School	Punch List Items
George Evans Middle School	Punch List Items
Cedar Ridge Subdivision	Punch List Items
Wingover Apartments	In Construction ( 99% Complete)
Morrissey Drive Trunk Sewer (Unit 5 Schools)	Punch List Items
Harvest Pointe – Phase II	Punch List Items
Links at Ireland Grove	Punch List Items
Loeseke Sanitary Sewer	Punch List Items
Morrissey Dr (US 150) at Evans Jr High School Signal	Punch List Items
Ireland Grove Rd Left Turn Lane at Black Oak Blvd	Punch List Items
Kickapoo Creek Stream Restoration, Phase III	In Construction (70% Complete)

#### Village of Downs Projects

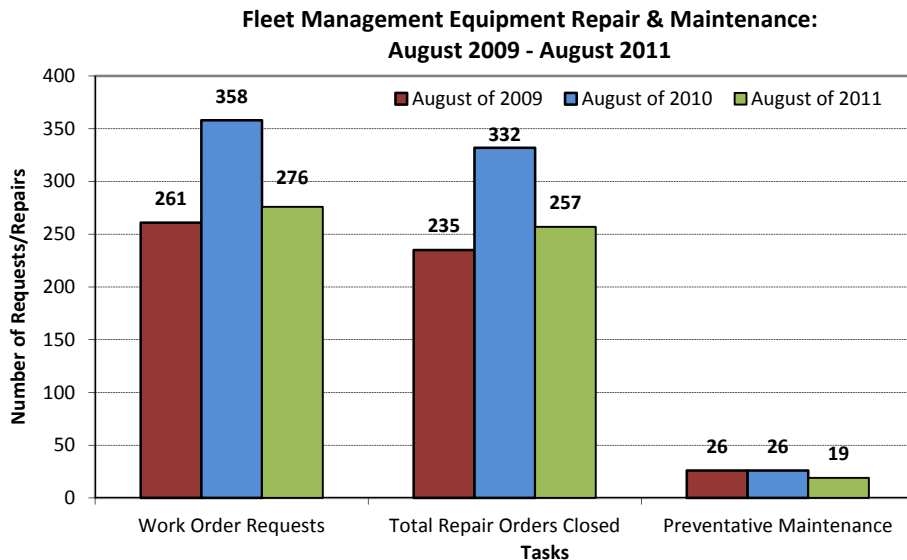
Project Description	Status
Kickapoo Trunk Sewer, Pump Station & Force Main	In Construction (90% Complete)

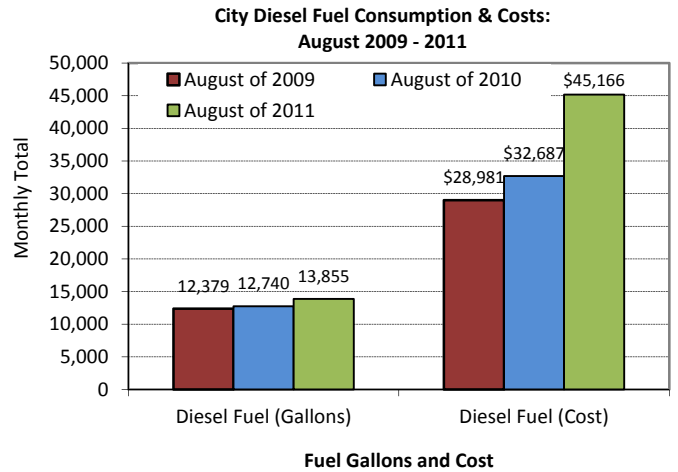
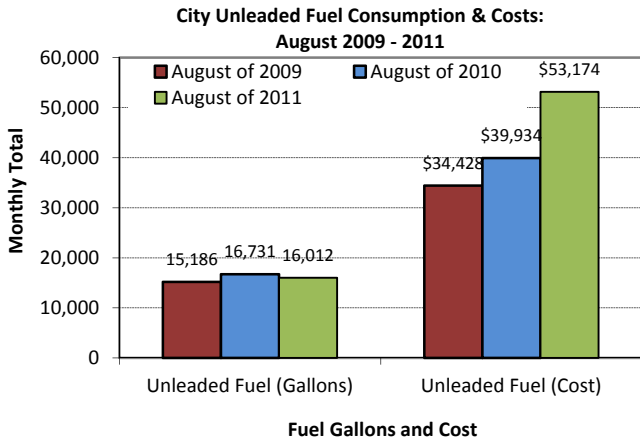
#### Illinois Department of Transportation Projects

Project Description	Status
Veterans Pkwy/Morris Ave/Six Points Rd/Greenwood Ave	In Construction (15% Complete)

### Fleet Management

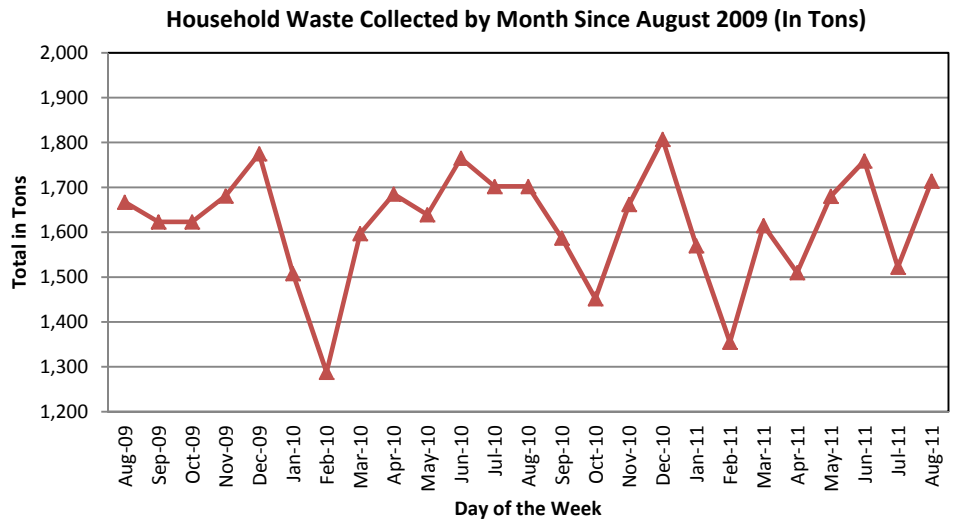
Fleet realized an approximate \$25,719 increase in fuel costs compared to the prior fiscal year month of August due to higher cost of fuel. The average fuel cost in August 2011 was approximately 93 cents more costly than the prior year at this time.



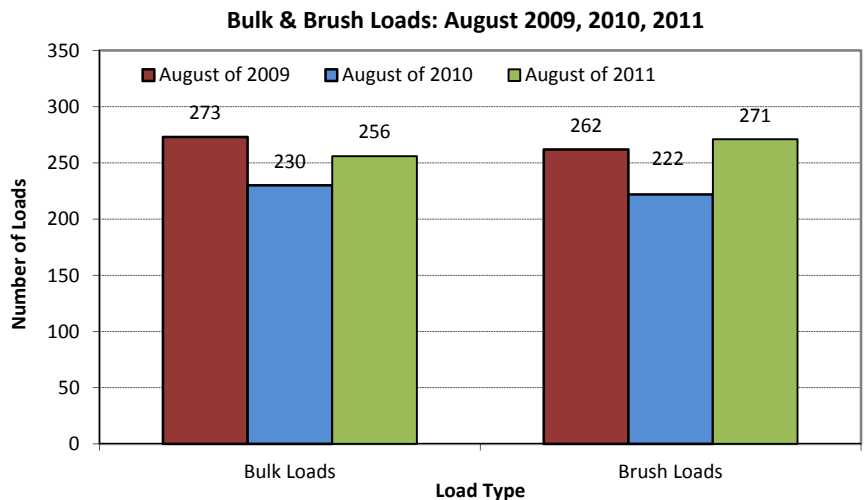


**Waste Management**

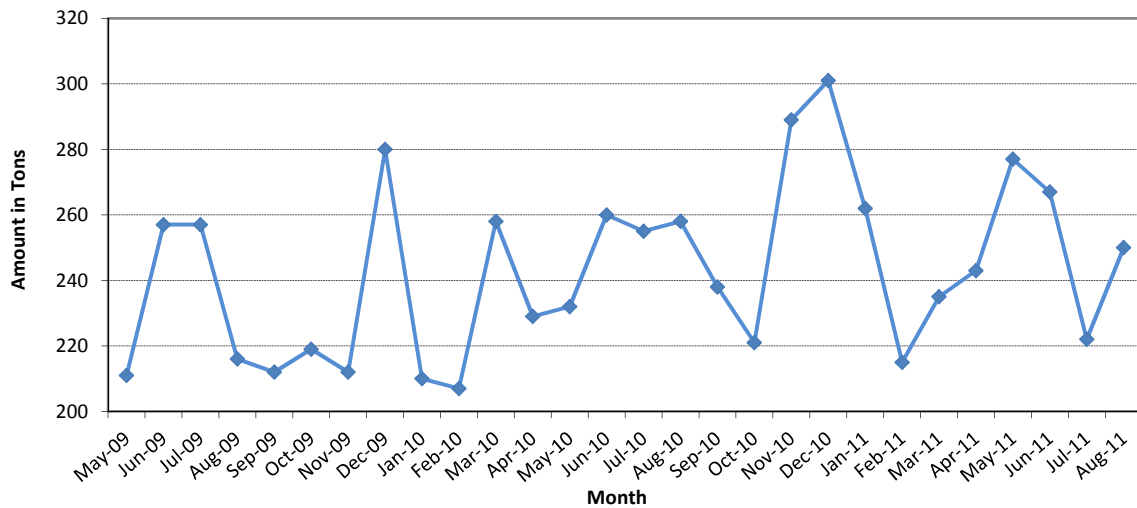
Approximately 25,500 residences are serviced weekly and an average of 28.4 pounds of household garbage was picked up each week at these locations. A total of 1,714 tons or approximately 3.044 million pounds of household waste was collected in August as well as 858,000 pounds of bulk and 256 truckloads of brush.



Working both day and night shifts, 1,068 miles of streets were swept. The Division also performed weed control and provided gravel and maintenance for 7 alleys throughout the City.



**Recyclables Collected (In Tons)by Month: Since May 2009**



**Streets & Sewers**


**Street and Sewers Job Tasks Completed:  
August 2010 and August 2011**

Job Task	August of		Work Type	Average Age	Average	Average
	2010	2011		(days from received to completed)	Completion - (days form start to finish)	Billable Hours Worked
Backfill	1	0	Cave In	66	0.5	22.75
Cave In	1	0	Contractor	25.863	13.09	16.17
Cold Mix	37	10	Drainage	6	0	10
Contractor	5	0	Drainage Tile	1	12.5	26
Drainage	1	1	Hot Asphalt	9	3	222.5
Hot Asphalt	1	0	Inlet Repair	154.5	6.5	42.92
Inlet Lead Repair	0	1	Lower Manhole	426	94	29
Inlet Repair	7	4	Mailbox	110.54	70.24	1.58
Lower Manhole	0	1	Main Repair	324.4	96.4	48.9
Mailbox	1	0	Manhole Repair	132.33	0	42.67
Main Repair	4	2	Permanent Patch	15	15	134.67
Manhole Repair	3	1	Service Repair	381.25	94.5	32.25
Permanent Patch	7	1	Sidewalks	380.88	205.25	14.72
Shoulders	3	0	Water	51.32	13.2	17.01
Skim Coat	4	0				
Sump Line Repair	1	0				
Water	25	14				

## Water Department

### Reservoir Conditions

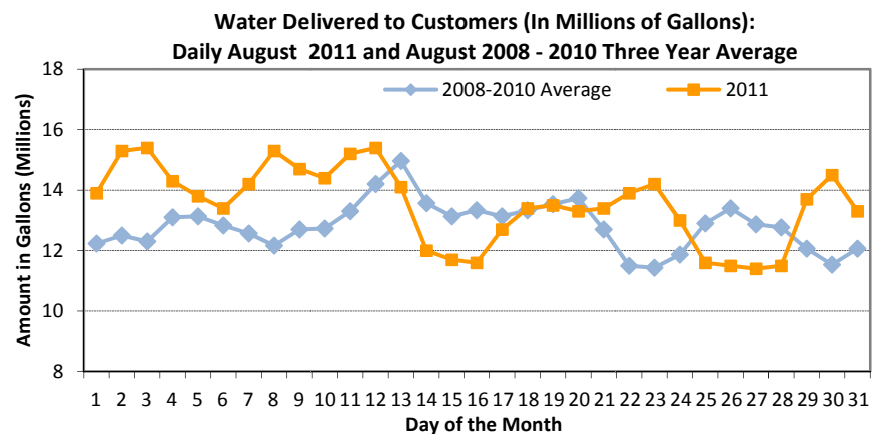
1. The area to the west/southwest of area watersheds is currently experiencing a moderate drought. The City of Decatur has been more severely impacted and has asked its residents for voluntary water restrictions.
2. With the month having very little precipitation, the Lake Bloomington and Evergreen Lake reservoirs both stopped flowing over their respective spillways. The Water Department is pumping from the Evergreen Lake reservoir and it is about two feet below the spillway. Lake Bloomington is full. From a water supply standpoint at this time of year, the Department's position is excellent.



Illinois August 30, 2011  
Drought Map

### Pumpage

1. The Department pumped an average of around 13.5 million gallons per day (MGD) in August with a peak day of 15.4 MGD on August 3, 2011. The August average for 2011 can be compared to the average daily pumpage during August 2010 of 14.3 MGD, 11.0 MGD in 2009 and 13.1 MGD in 2008. Therefore of the last four years, this has been the August with the second highest pump rate.



### Infrastructure

1. The Tanner Street construction project from Lake Drive to Morris Avenue was started in the spring. The Water Department had budgeted \$80,000 total for this project. Stark Excavating, the successful bidder, has completed the entire water main installation at this time. The road has yet to be built but the water main in this area is now in service.
2. In August the department has continued working on fire hydrants with problems. For the month, servicing 34 hydrants. Also replacing 9 hydrants during the month. This brings the fiscal year total to 177 hydrants serviced and 39 hydrants that have been replaced. As of the end of August, there are no hydrants out of service as a result of the Department's annual hydrant testing.

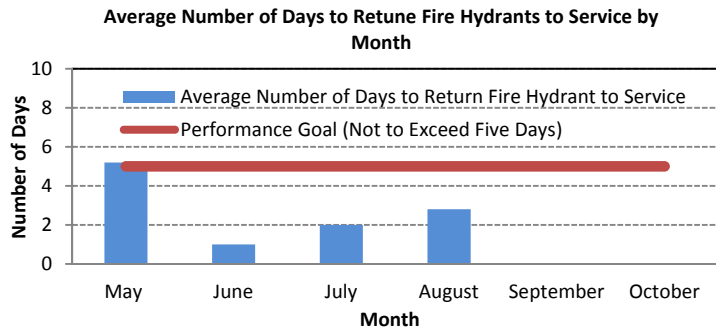


**Hydrant Repairs and/or Replacements by Fiscal Year**

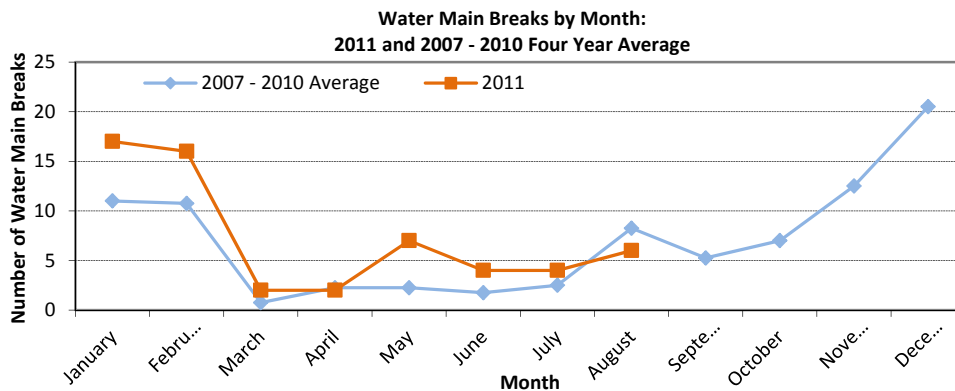
Category	FYE 2008	FYE 2009	FYE 2010	FYE 2011	FYE 2012 To Date
Total Number of Hydrants	3,800 +/-	3,900 +/-	4,000 +/-	4,205	4,221
Total Number out of Service	600+	100+	13	0	0
Total Number of Hydrants Serviced	543	381	185	261	177
Total Number of Hydrants Replaced	23	75	59	72	39
Percentage of Hydrants in Service	84.80%	97.40%	99.70%	100%	100%

3. The 39 replacement hydrants have been funded through the Department’s Operations and Maintenance (O & M) account. Any hydrants that are part of water main replacement projects will be funded from a capital account. With the hydrants funded by the O & M account, the Department has spent approximately \$140,000 on their installation at approximately \$3,500 per hydrant. The budget line item for hydrants is \$75,000 in the FY12 budget. There have been adjustments made in other accounts to cover the hydrant account.

4. During August, 4 fire hydrants were called out service by the Fire Department. The overall fiscal year average for the time it takes to return a fire hydrant back to service after it has been called out of service stands at 3.7 days. The performance measure for FY 2012 is a return-to-service time of not-to-exceed 5.0 days as measured as an annual average.



5. During the month, we repaired six water main breaks; five were on six inch water mains and one was on a twelve inch main.



**Water Department Appendix Continues on Page 38.**

## Parks, Recreation, and Cultural Arts Department

### Department Summary

The month of August featured our first partnership with the Bloomington-Normal Jaycees' annual Bruëgala, a festival of beer fundraiser. The Bruëgala Festival featured two key components:

- The BCPA coordinated an outdoor concert event featuring a total of six bands, including two headliners, Anders Osborne (Friday) and Amanda Shaw and the Cute Guys (Saturday).
- The Jaycees coordinated an international beer tasting festival, with all profits going to charity. The beer tasting featured over 200 varieties of beer and wine. Patrons purchased punch cards or drink tickets for this tasting event.
- Charities benefiting from the fundraiser include: March of Dimes, Operation Santa, Blooming Grove Academy, Sunrise Rotary, Autism Society of McLean County, UNITY center on Orlando Avenue, and Bloomington Normal Jaycees.
- This partnership supports the City's Strategic Plan Principles of the Vision 2025 in offering Choices for Entertainment and Recreation as well as moving towards a Signature Event for Bloomington.

Park Maintenance staff took advantage of the opportunity presented by the lower lake levels in Miller Park Lake to address many infrastructure repairs and improvements. Staff was able to dredge 6-8' of silt build up from the lagoon area of the lake, rebuild 870' of retaining wall around the center portion of the lake, made structural repairs to the Friendship Bridge and broke up concrete rip rap along the perimeter of the main lake portion to improve erosion control and aesthetic value of the lake. These steps should help improve water quality issues within the lagoon, improve the footings of the bridge and provide for a better looking park.

Miller Park Zoo posted the 2<sup>nd</sup> highest admission figures and the highest admission revenues for the month of August since record keeping started. Quite an accomplishment considering no new exhibits or animals opened during the month.

### Additional highlights from August

- Miller Park Summer Theatre – "Schoolhouse Rock Live!" 3,000 attendees over 5 performances.
- Golf Division began hosting local high school golf teams at all three golf courses.
- Completed interviewing firms interested in developing a Zoo Master Plan

Fiscal Year	Revenues to Budget	Expenses to Budget	Revenue: Expense
August 2011*	43% (49%)	35% (38%)	71% (63%)
August 2010*	43% (51%)	31% (33%)	84% (80%)
August 2009*	41% (51%)	31% (32%)	79% (80%)
August of 2008	51%	38%	65%
August of 2007	50%	39%	60%

\* The numbers in parentheses do not include figures from the BCPA and are listed strictly as better comparison to 2008 & 2007.

Department revenues are currently +2.37% (-1.38%) as compared to the three-year average. Expenses are currently +11.08 (+12.96%) as compared to the three-year average.

Major capital expenses for the purchase of the golf cart fleet at Prairie Vista, golf course mowing equipment and a garbage truck for Park Maintenance were purchased prior to the City's Capital Lease was approved by the City Council. Now that it has been approved, journal entries will be made to reduce these expenses to reflect only the annual lease payment and not the full purchase cost. This will bring expenditures more in line with budget and improve the Revenue:Expense ratio.

**Bloomington Center for the Performing Arts**

**Events**

**BCPA Mainstage and Spotlight Events**

**Miller Park Summer Theater, "Schoolhouse Rock Live!"**

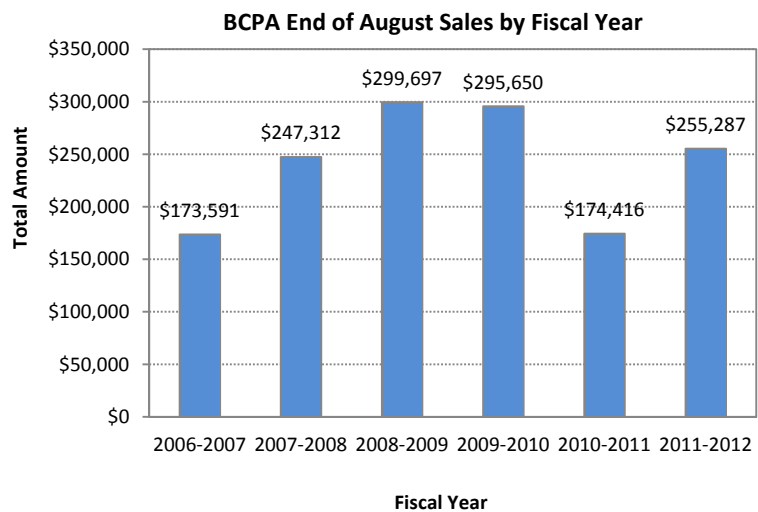
The BCPA first Miller Park Summer Theater production entered its second weekend, with two final performances on August 5 and 6. A combined audience of almost 1,400 people attended the two shows which featured a local cast of 38, including 31 children. A parent-sponsored cast party was held for the cast at Tipton Park on Sunday, August 7. The show's creative team gathered on August 25 for a wrap-up meeting to discuss how the first summer's production went and what needs to be improved or added for the 2012 production.

On Friday and Saturday, August 26-27, the BCPA partnered with the Bloomington-Normal Jaycees for a two-day music and international beer tasting festival which brought over 3,000 people downtown. BCPA staff and Jaycees representatives have been meeting for nearly a year to coordinate the combining of the outdoor concerts series and the beer tasting festival. The goal all along has been to bring more people out for a combined event and improve the quality of the overall event.

The BCPA seemed to have accomplished many goals in the first collaboration. While final figures are still coming in, the Jaycees report their highest fundraising totals in the event's 12 year history. The BCPA also had its highest combined concert attendance for any two outdoor concerts in our history.

**2011-2012 Season**

The BCPA's 2011-2012 continues to sell well. Sales at the end of August were at \$255,287 for 10,690 tickets sold. As you'll see below, the sales numbers reflect very favorably to previous seasons' sales.



## Golf Division

The month of August proved to be a welcome respite after the very warm weather we experienced in July.

The courses were able to do some healing from the turf loss due to the heat and lack of rain. The courses, The Den and Prairie Vista in particular, still continue to receive many compliments on their conditions. Those who play around the state have said that the conditions at these two courses are as good as they've seen anywhere.

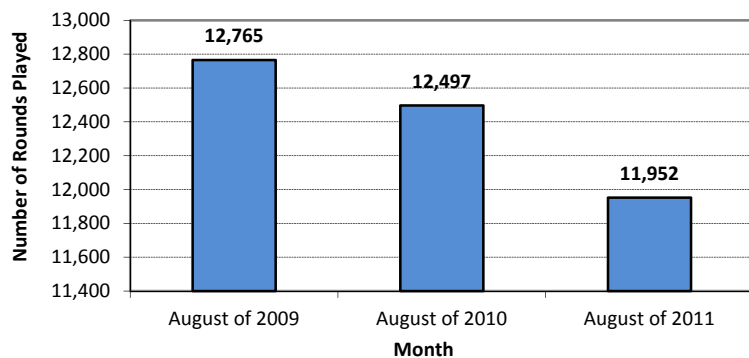
However, rounds for the month were down 4% with revenues down 2%. Staff feels most of this decline is due to The Den at Fox Creek aerating greens during the month, as opposed to last year when the greens were aerated in September. Any time greens are aerated, rounds played will be down substantially for seven to ten days following. We hope to regain these rounds and revenue in September.

August brings high school golf season at the courses, particularly at Highland Park. Currently we have six high school teams playing all of their home matches at Highland Park. For the month, 652 high school golf rounds of golf were played at Highland. Four of these six teams also utilize the practice facilities at Prairie Vista and The Den.

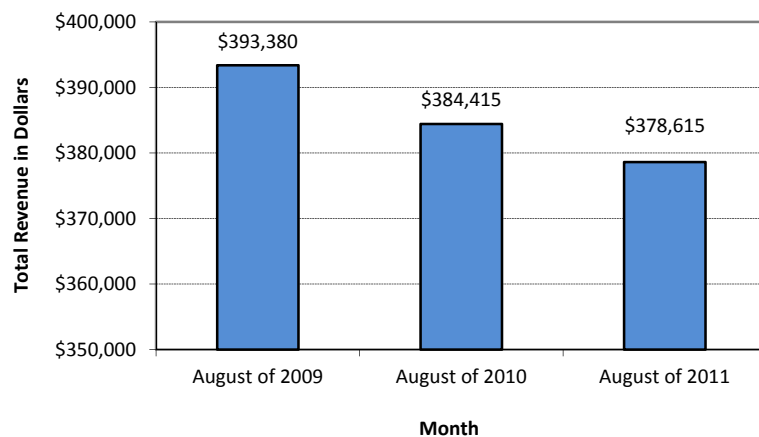
### August Cost Saving Measures

- Installed venting fans in the Highland Park clubhouse to alleviate the load on the HVAC system which should allow the A/C system to operate more efficiently.
- Reduced seasonal staff hours during off-peak hours.

**Golf Rounds Played: August 2009, 2010, and 2011**



**Revenue for Rounds Played: August 2009, 2010, and 2011**



**Bloomington Golf Course Data: August 2009, 2010, and 2011**

	August of 2009	August of 2010	August of 2011
Shotguns Held	1	2	3
Outing/Tournament Rounds	150	361	299
Average Green Speeds - Highland	109"	110"	100"
Average Green Speeds - Prairie Vista	117"	114"	115"
Average Green Speeds - The Den	121"	117"	116"
Seasonal Man Hours	6,471	6,886	5,381

### Park Maintenance Division

One of the most notable projects the Parks Maintenance Division completed in August was the Miller Park Lake project. Maintenance efforts included:

#### Dredging

- 385 man hours
- Labor cost \$21,672
- Back hoe rental and fuel \$9,400
- Total cost \$31,072
- Stark Construction estimate to dredge lagoon was between \$75,000 to \$100,000
- Total savings between \$44,000 to \$69,000

#### Wall Repair

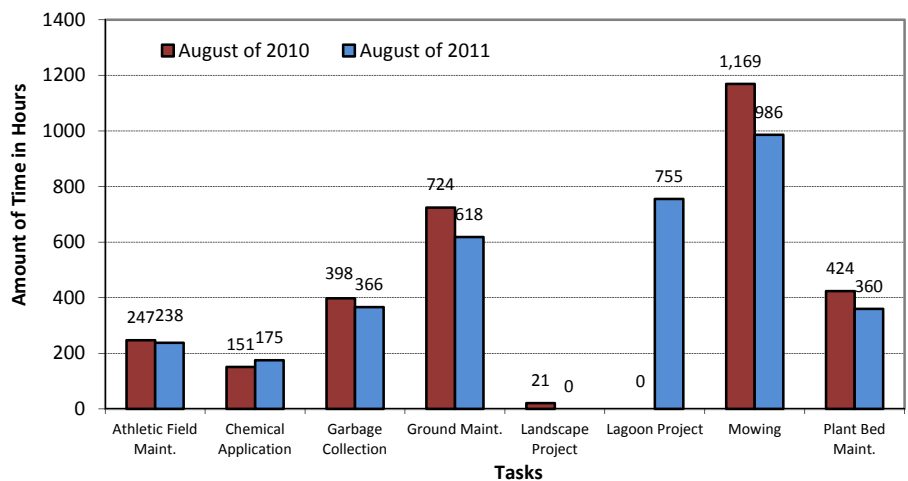
- Repaired 870' of wall
- 2320 block
- 243,000 LBS
- 121.8 tons
- 915 man hours
- Labor cost \$22,086
- Geo grid mat \$2,200
- Total cost \$24,286

Industry standard of \$20 per face feet is \$46,284  
Total savings is \$21,998

#### Bridge Repair

- 98.5 man hours
- Labor cost \$4,650
- Concrete and paint \$2,000
- Total cost \$6,650

**Park Maintenance Field Work: August 2010 and August 2011**



### Recreation Division

August was also a time to prepare for fall programs. The Fall Program Guide arrived from the printer and was mailed out as well as distributed to a wide variety of sites. Interviews were started for fall sports coaches. Mike Dial started work August 22 as the new Recreation Associate. His main responsibilities will be after school and preschool sports during the fall and winter spring plus helping with special events. During the summer he will be responsible for most of the youth sports.

Overall revenue for summer 2011 (May – August) was up \$20,000 over the same period in 2010. Camps had an increase of \$11,000 and youth sports an increase of \$5000 because more children were enrolled than in 2010. Youth art had an increase of \$3000 and tennis an increase of \$2000 due to more classes being added.

## Aquatics

The swimming season continued, but a large number of staff were gone by the middle of the month – returning to college or starting high school sport practice. O’Neil Pool closed for the season on August 14. We alternate closing one pool early each year since we cannot safely staff two pools once students start returning to college. It was Holiday’s turn to be open through Labor Day. We went to school hours on August 19 at Holiday once District #87 was back in session. This meant the pool was open 4:30 – 8:00 pm on school days instead of opening at 1:00 pm. Attendance starts slowing down each year by the middle of the month also. Families start gearing up for school and fall sports. This year it was still hot so attendance in August was better than the past few years.

	Holiday Pool		O'Neil Pool	
	Aug-10	Aug-11	Aug-10	Aug-11
Daily Attendance	3,596	4,699	2,349	1,582
Daily Admission Revenue	\$6,419	\$6,817	\$4,838	\$2,619

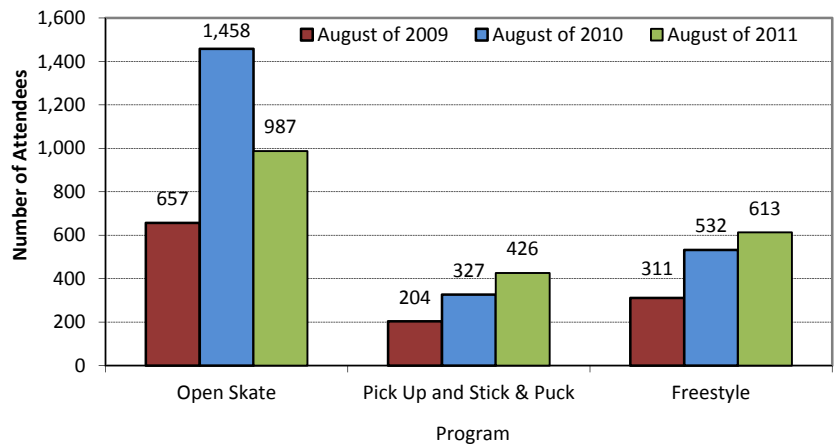
Attendance and revenue were down at O’Neil since they were open two less weeks in 2011 as in 2010. Holiday’s attendance was up by about 1100 and revenue by \$400. Non-profit agencies are billed at the reduced rate of \$1.50 per person instead of \$3 for youth and \$4 for adults. There is still money outstanding for July and August 2011 for some nonprofits.

## Pepsi Ice Center

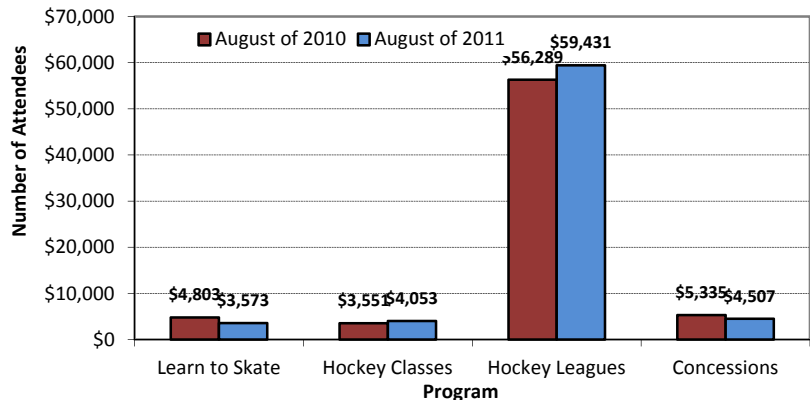
The beginning of the month was fairly quiet at Pepsi Ice, but as it got closer to September hockey teams started practice in preparation for try-outs for travel teams and practice for the new season. The revenue for summer Hockey Clinics was almost double last year because a 3<sup>rd</sup> session was added due to the way the 4<sup>th</sup> of July fell in 2011. Summer Adult Learn to Play was higher than 2010 and Youth Learn to Play was about the same.

Open Skate was down \$2500 (471 skaters). Last year there were three large groups that scheduled during August plus there was the International Skate Festival. This year no groups scheduled in August and the International Skate was just a promo instead of a festival. Concession revenue was down about \$800 which is most likely a result of Open Skate being down.

**Pepsi Ice Center Attendance: August 2009, 2010, and 2011**



**Pepsi Ice Center Revenue by Program: August 2010, and 2011**



Birthday party registration revenue was up, but all parties scheduled were for later months in the fall. Learn to Skate was down, but not as much as the previous two summer sessions. The rink has been without a Skating Director all summer. They are looking forward to David McGrouther starting on September 6 as the new Skating Director/Assistant Manager.

Fall Youth Hockey League registration started on August 27. Over \$47,000 for 208 players was collected the first weekend. This revenue will cover expenses of the league for Oct. '11 – Feb. '12.

**Special Opportunities Available in Recreation (S.O.A.R.)**

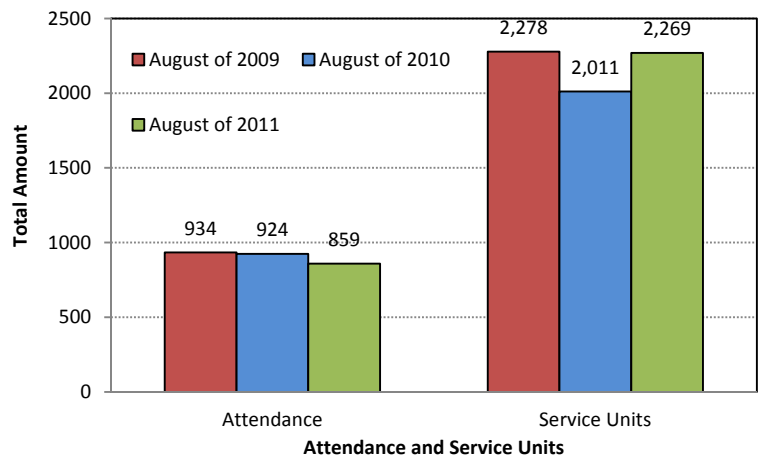
**Special Olympics:** Forty-eight S.O.A.R. bowlers participated in the Area Special Olympics bowling tournament in Peoria on August 28. Seventeen received a gold medal in singles or doubles competition so they will advance to the sectional tournament on October 15.

Four volleyball teams started practice and had a few games – two traditional teams of Special Olympics athletes and two unified teams which consist of Special Olympians plus peer partners.

**Special Events:** Special events in August included Girls Night in Beach Ball Bingo Mini-Golf & Pizza, a 4 day/3 night Michigan Adventure, the Decatur Celebration, and a trip to Wildlife Prairie Park. It was a mix of in and out-of-town events.

**Weekly programs:** The S.O.A.R. 4-H Club participated in the McLean County Fair. Many received blue ribbons for their projects. Some of the weekly programs that continued through part of August were two craft programs, Bowling & Dinner, and Dinner & a Movie. Sunshine Through Golf began its session Aug. 18 and will continue into September.

**S.O.A.R. Program Attendance and Service Units: August 2009, 2010, and 2011**

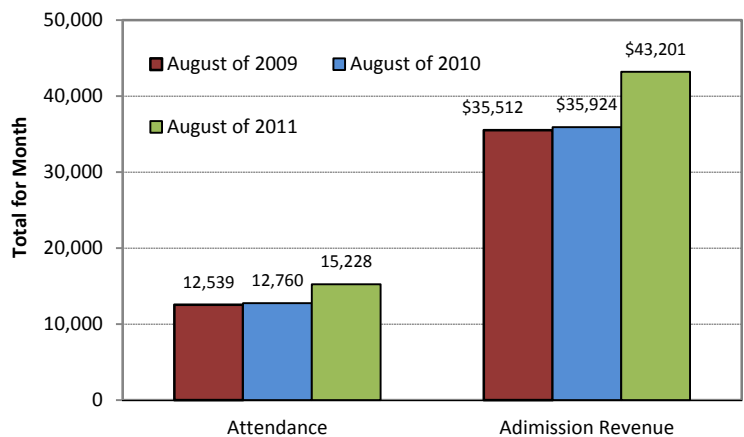


**Zoo Division**

**August Attendance and Admission Revenue**

- Attendance is 2.4% up for the current fiscal year compared to last year's attendance. At the end of July, attendance was down 2.0%.
- August posted the 2nd best attendance since records have been kept. The best August attendance number came in 1999 with 15,743.

**Miller Park Zoo Attendance and Admission Revenue for August 2009, 2010, and 2011**



- Revenue from the gate admission is 2.6% up for the current fiscal year compared to last year's revenue. At the end of July, admission revenue was down 2.9%.
- This is the highest revenue from admissions for the month of August on record.

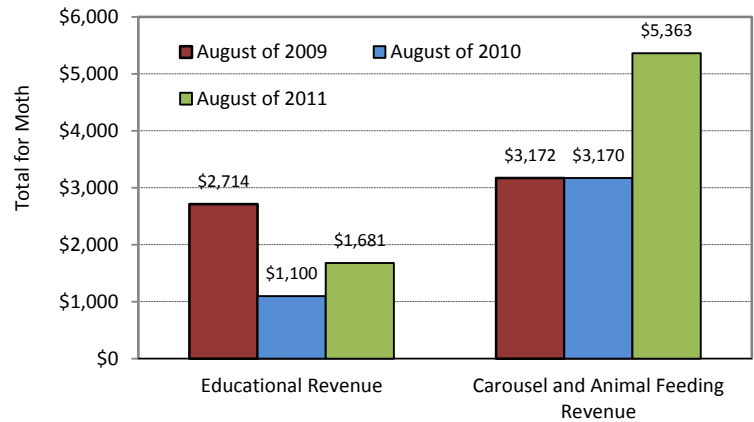
**August Education and Carousel /Animal Feedings**

- Revenue from Concessions, Carousel, and Animal Food Sales is 36.2% up for the current fiscal year compared to last year's numbers. Carousel prices were raised starting May 2011. Also, animal feeding opportunities were increased in the last year.

**Animal Collection**

- Acquisitions—animals added to collection by transaction or birth/hatch
  - 30 Walking Stick
  - 30 Twin-Spotted Assassin Bug
- Dispositions—animals removed from collection by transaction or death
  - 30 Walking Stick
  - 30 Twin-Spotted Assassin Bug
  - 1 female Turquoise Tanager
  - 6 Siberian Dwarf Hamster
  - 1 Budgie
  - 60 Goldfish
- 1 Colorado River Toad cleared quarantine and was moved to an exhibit in Zoo Lab.

**Miller Park Zoo Additional Revenue Sources for August 2009, 2010, and 2011**



**Parks, Recreation, and Cultural Arts Department Appendix Begins on Page 42.**



## Planning and Code Enforcement Department

### Building Safety Division

Construction activity in the City continues to be sluggish with all year-to-date indicators continuing a downward trend from 2010. While the numbers of permits continue to lag behind last years the lag has been reduced from the July numbers.

- New home starts – down 31%
- Building permits – down 19%
- All construction permits – down 14%
- Fees collected – down 20%

#### Building Permits Issued and Fees Collected: August 2009, 2010, and 2011

Type of Permit Issued	August of 2009	August of 2010	August of 2011
Number of Construction Permits (All Permits)	547	619	566
Incorporated Building Permits*	309	273	262
New Homes Built	12	12	13
Duplexes Built**	0	0	0
Multi Family Built	0	0	0
Construction Valuation	\$21,027,221	\$5,062,496	\$6,149,291
Permit Fees Collected	\$82,810	\$99,016	\$98,662

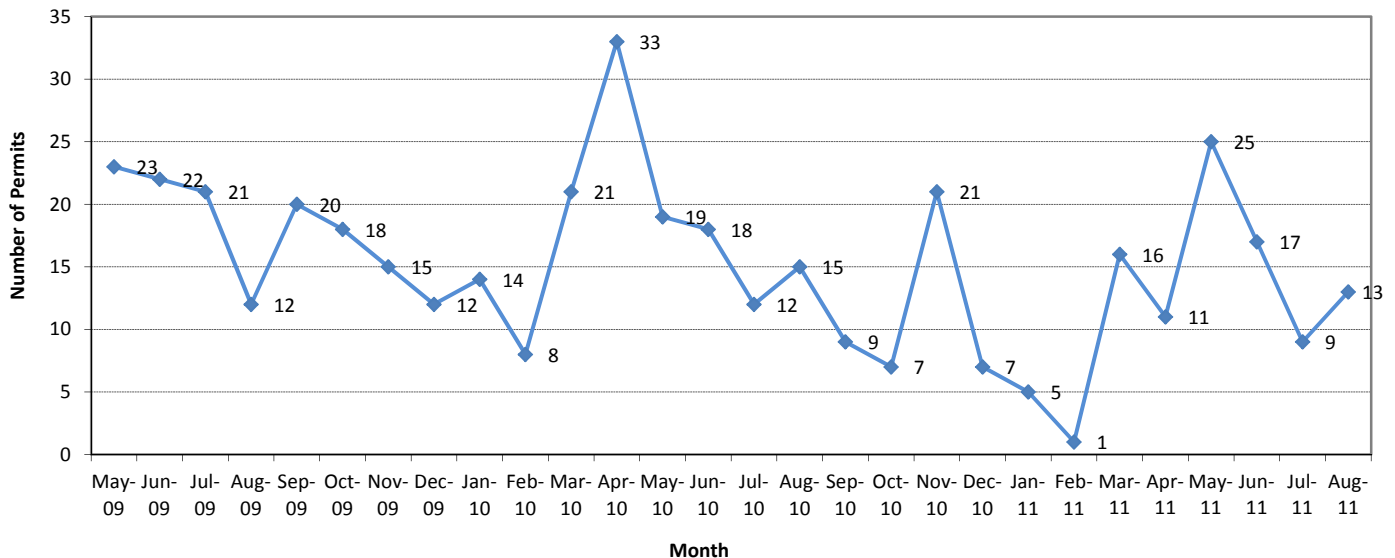
\*Only Building Permits (Residential & Commercial)

\*\* Dwelling Units

#### Notable Plan Reviews Received in August 2011

Building/Project Description	Address	Value
Walgreens	2601 E Oakland Ave	\$2,000,000
Hawthorne Animal Clinic	4007 Pamela Dr	\$750,000
New Taco Bell	1122 S. Veterans Parkway	\$580,000

#### New Home Permits: Since May 2009



## Code Enforcement Division

### Summary of Activity for Code Enforcement and Community Development Staff: August 2010 and August 2011

Residential Loan Activity (CDBG)	August of		Code Enforcement Division	August of	
	2010	2011		2010	2011
Initial Rehab Inspections	2	6	Complaints Received	86	71
Work Write-ups Completed	6	4	Inspections Completed	92	77
Loans Approved	5	7	Garbage, Weed, Junk, Insp.	40	29
Progress Inspections	35	20	Graffiti Complaint Inspections	1	1
Water Services	0	0	Housing Complaint Insp.	24	28
Sewage Ejection Systems	0	0	Condemned Properties	0	0
Total Houses Demolished	0	0	Tickets Issued	6	2
Total Garages Demolished	0	0	Vacant Building (NPO)*	0	4

- The Neighborhood Preservation Ordinance activities have improved with the hiring of a seasonal inspector in July. This has allowed staff to refocus from the day-to-day complaints and devote time specifically to vacant properties.

### Items/Activities of Note:

- A report has been sent to council requesting input as to the expected outcome of the action agenda item: *Housing Rehabilitation and Infill Policy: Definition, Direction, Adoption*. A report will be provided outlining the City's current activities for comparison. Staff is looking for direction for the future of the action agenda item
- Work continues on the Main Street Transportation Improvement Feasibility Study. Funded by the Illinois Department of Transportation (IDOT), this study is looking into building on previous planning efforts to improve safety and revitalize businesses on Main Street. It also will serve as a basis for a possible Phase I study of the roadway. A related open house will be held on September 29, 2011, at the ISU Alumni Center.
- The City is still in need of board members for the Planning Commission, Zoning Board of Appeals, and the Property Maintenance Review Board. Please direct citizens to the statement of interest form available on the City's web site.
- Negotiations for a new contract with Laborers 362, Inspectors continues.
- The collapsed building at 315 and 317 South Center Street has been removed and the site cleaned up.
- Staff participated in the round table with engineering, architectural, and building owners to discuss downtown façade issues and the generation of the original report on downtown buildings.

**Planning & Code Enforcement Board activity can be found on page 45.**

## Legal Department

### Collections

#### Small Claims:

- 10 cases were set on August 4, 2011.
- 4 cases for use tax were paid prior to the court date – Total collected \$888.21.
- 4 cases were filed for use tax collection – court date 9-1-11.

#### Collection letters sent:

- 114 letters sent for use tax – total collected \$7,746.67 – FYTD \$14,570.66.

#### Nuisance Parking:

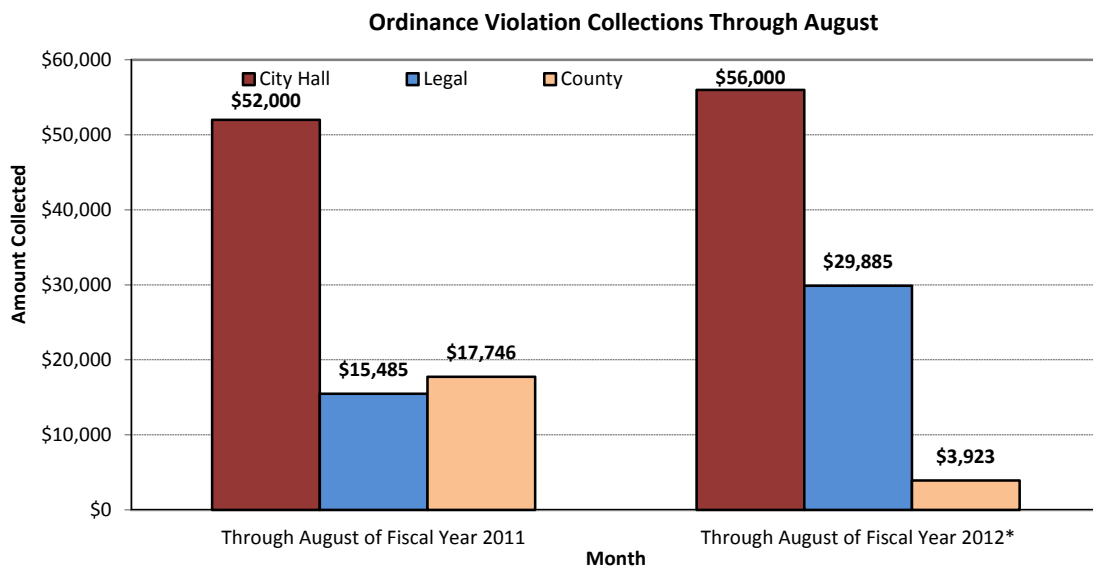
- 6 letters sent
- 2 Tow Notices have been given to the process server.
- Monthly Parking Ticket Payment Agreements – total collected \$2,322.50.

#### Freedom of Information Act Requests:

- FOIA: 48 FOIA requests were processed through the Legal Department.
- Total time spent 24.50 hours.

#### Ordinance Violation Activity

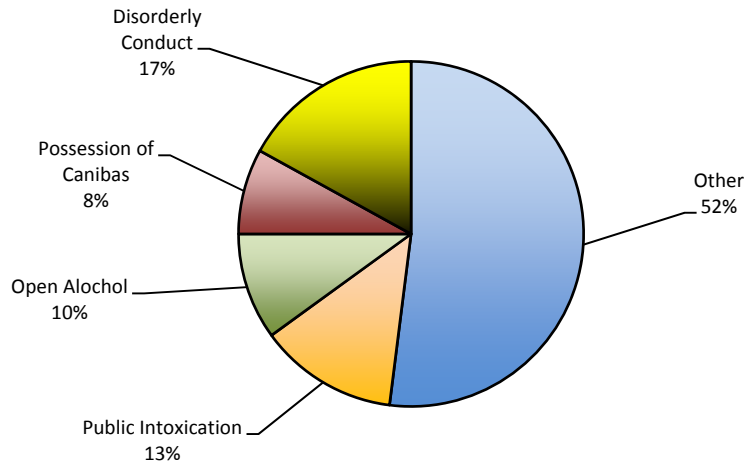
- Fines received at City Hall before filing: \$16,550/\$56,000 Fiscal Year to Date (FYTD).
- Fines paid at City Hall after filing: \$7,500/\$29,885 FYTD.
- Post judgment fines received: \$0.00\*/\$3,923 FYTD.
- Total: \$24,050/\$82,398 FYTD.
- \*Legal office did not receive the August monthly report from the County.



\*Legal office did not receive the August monthly report from the County.

- Ordinance Violations Paid at City Hall – 135
- Ordinance Violation Cases filed: 150

**Violations Filed in Court During August 2011  
by Percentage of Overall Cases**



- Summons prepared: 93
- Total cases scheduled for court – 286
- Trials scheduled – 20
- Post Judgment cases scheduled– 16

**Unregistered/Inoperable Vehicle Compliance**

- Vehicle Compliance Tickets sent this month: 155

**Ordinances Drafted**

- Drafted revision to Intergovernmental Agreement for Bloomington-Normal Transit System.
- 1 new ordinance was prepared for publication both in a hardcopy and on the internet.
- 2011-31 – changing the Class O (Outdoor) liquor license times to 9:00 am to midnight Monday thru Saturday from 10:00 am to midnight.

**Contracts/Agreements**

- Drafted Hershey Grove Development Agreement.
- Reviewed Personal Service Contracts for BCPA.
- Reviewed Client Agreements for 2011 Health Care Insurance Plans.
- Drafted Corn Belt Energy Evergreen Lake Road Agreement.

**Personnel/Human Resources**

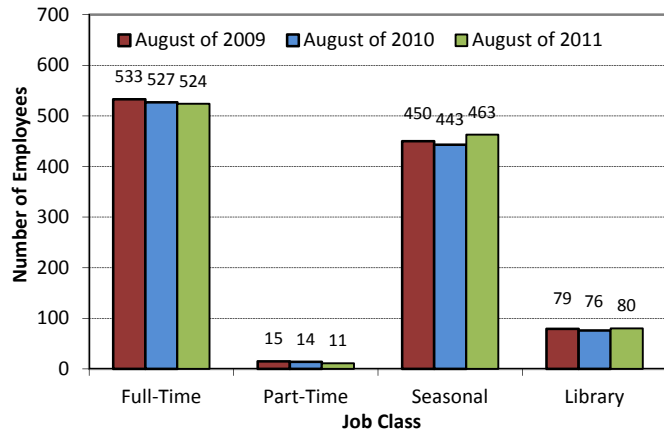
- Meetings with HR and outside counsel re Collective Bargaining.

**Legal Appendix Continues on Page 46.**

## Human Resources Department

- Continued implementation of the Tyler/Munis software and Empower Time and Attendance systems.
- Continued work to develop position descriptions and set salary grades for new positions approved in the FY11/12 budget.
- Active negotiations with Lodge 1000 (Water). Local 362 Support Staff, Local 362 Parking Attendants, Local 362 Inspectors, Unit 21 and Telecommunicators.

**Number of Active City Employees:  
August 2009, 2010, and 2011**



### City of Bloomington Bargaining Unit Employees Contract Status

City Employees	Full-time Employees	Expiration Date	Current Status
Support Staff Local 362	29	4/30/2009	Negotiating
Parking Attendants Local 362	4	4/30/2009	Negotiating
Fire Local 49	93	4/30/2009	Current
Water Lodge 1000	36	4/30/2010	Negotiating
Inspectors Local 362	15	4/30/2011	Negotiating
Police Unit 21	99	4/30/2011	Requested to bargain
Sergeants & Lieutenants	19	4/30/2011	Requested to bargain
Public Works & Parks 699	107	4/30/2012	Current
Telecommunicators (TCMs)	15	N/A	Mediation 05/18/211

Current Positions Position	Status
Support Staff V – Finance	Filled - Virginia Rich
Heavy Machine Operator – Refuse	Filled - Julian Sigler
Property, Records & CSO Manager	Filled - Carla Murillo
Department Secretary - Legal	Filled - Kari Reed
Paralegal	Filled - Amy Smith
Recreation Associate	Filled - Michael Dial
Utility Worker - Water	Filled - Michael Simpson
Firefighter/Paramedic (3)	Dylan Ferguson, Joshua Please, and Eric Hall
Patrol Officer	Filled - Manuel Hernández
Office Manager – Public Works	Filled - Colleen Winterland
Zoo Curator	In process
Procurement Specialist	In process
Performance Auditor	In process
Telecommunicator (TCM)	In process

**City Clerk**

City Council Proceedings Completed and Approved by Council

- July 25, 2011
- August 8, 2011

Other Minutes Completed

- Executive Session – 32
- Work Session - 2
- Liquor Commission – August 9, 2011

**Approved Work Sessions and Proceedings**

	2010 Calendar Year	2011 Calendar Year
Proceedings	61	16
Work Sessions	7	7
Executive Sessions	10	6
Retreats	1	-
Citizen Voice Meetings	2	1
Liquor Commission Meeting	-	1
Special Meetings	-	2
<b>Total</b>	<b>81</b>	<b>33</b>

**Outstanding Council Proceedings**

Council Report Year	August of 2010	August of 2011
2007	1	1
2008	0	0
2009	6	0
2010	8	1
2011	-	1
<b>Total</b>	<b>15</b>	<b>3</b>

**Time Spent Gathering Information for Freedom of Information Act Request (Calendar Year to Date)**

Month	Number of Requests	Average Time per Request (Minutes)	Total Time (Hours)
Jan-11	91	41	62.75
Feb-11	55	39	35.3
Mar-11	95	39	62.4
Apr-11	70	30	49.7
May-11	76	53	67.55
Jun-11	88	48	84.75
Jul-11	78	70	91.5
Aug-11	67	55	61.75
<b>Overall</b>	<b>620</b>	<b>46.8</b>	<b>515.7</b>

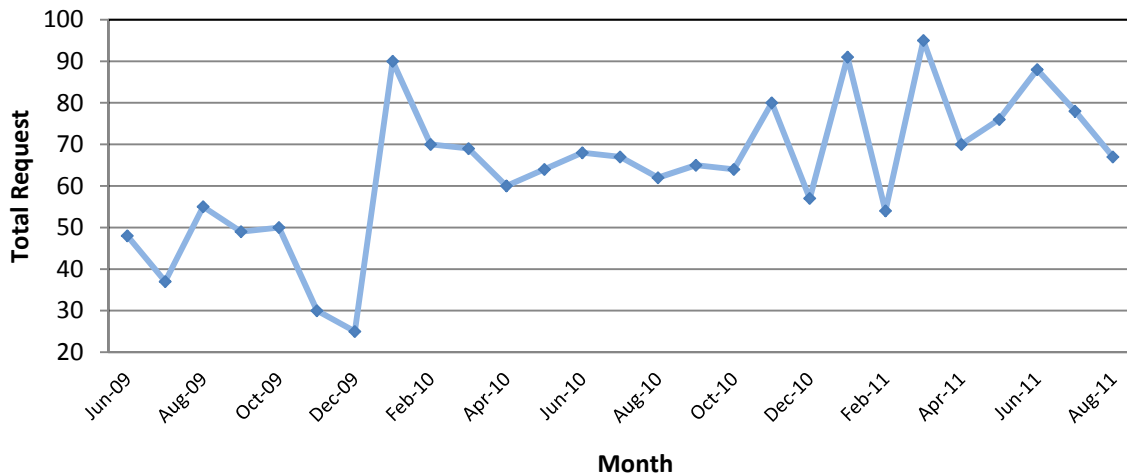
**Calendar Year to Date (January 2011 - August 2011) Liquor Licenses and Fees**

Liquor License Group	Number of Vendors	Number of Licenses	Total Received	Penalties/Fees	Invoiced
Clubs	6	12	\$5,280	\$0	\$5,280
Convenience Store	7	14	\$4,245	\$0	\$4,245
Package Sales	5	12	\$4,872	\$69	\$4,820
Restaurant	50	84	\$41,425	\$111	\$41,288
Tavern	37	61	\$33,083	\$55	\$33,028
<b>Total</b>	<b>105</b>	<b>183</b>	<b>\$88,905</b>	<b>\$235</b>	<b>\$88,660</b>

**Calendar Year to Date (January 2011 - August 2011) Amusement and Miscellaneous Licenses with Fees**

License Group	Number of Vendors	Number of Licenses	Total Received
Amusement	17	26	\$14,847
Miscellaneous	46	68	\$6,989
<b>Total</b>	<b>63</b>	<b>94</b>	<b>\$21,836</b>

**F.O.I.A. Request by Month Since June 2009**



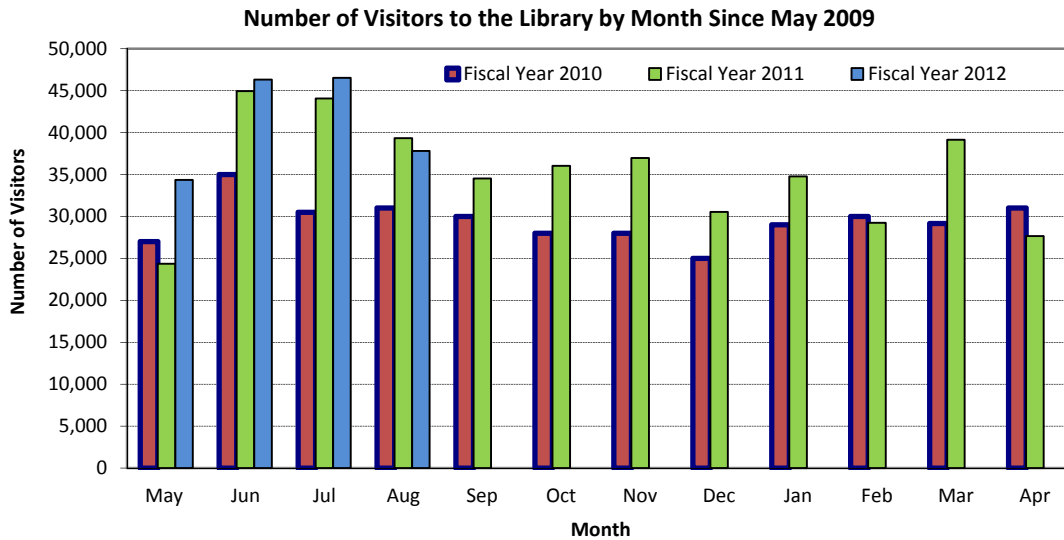
**Other Items of Note**

- Major focus of this office is compliance with Local Records Acts, the Open Meetings Act, and Freedom of Information.
- Bids Opened Completed - 11
- Contracts Established - 10
- Outgoing Mail processed in City Hall – 8497
- Thank you from Richard Services, Inc., d/b/a Parkview Inn
- Inventoried/shelved 75 cubic feet of records at Jackson St. storage.

## Library

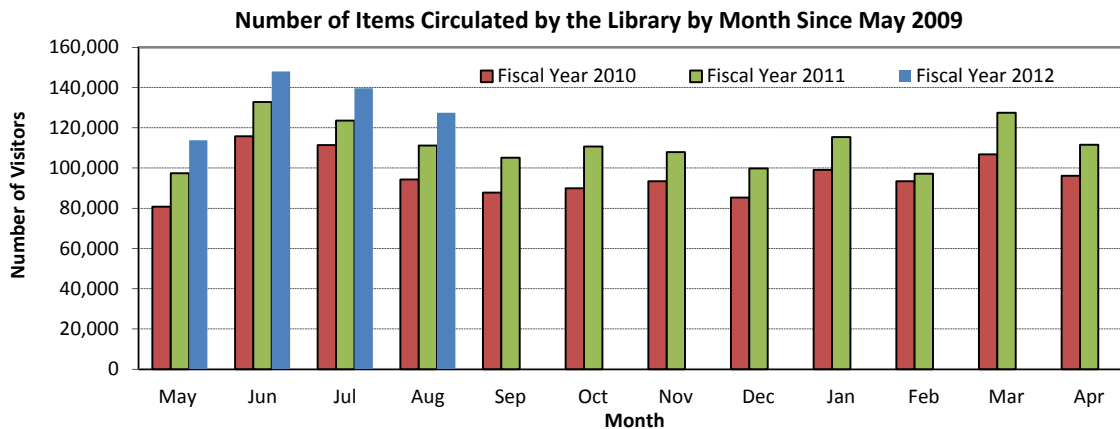
### Attendance

- A busy summer has come to an end and the number of visitors dropped to 37,815 in the month of August. The Adult Services area was closed for almost a full week in mid-August for a complete rearrangement of the area and this also accounts for the lower number of visitors.



- Staff answered 6243 questions from customers this month.

### Items Circulated



- 127,426 items were borrowed from the Library in August 2011, a 14.6% increase over August 2010 for a very respectable total since access to the Adult area of the library was not available for almost a week.



Library Programs**Library Programs and Attendance August 2011**

	Number of Program Sessions	Number of Individuals Attending
Children Programs	5	171
Teen Programs	4	65
Adult Programs	12	126

Children's programs and attendance during the month of July:

- Twin City Tale Spinners storytelling – 24 attended
- Twin Cities School of Dance – 75 attended
- Tween Scene – 19 attended
- Family Story Time – 17 attended
- Mall Story Time – 36 attended

Teen Programs and Attendance:

- Mall Story Time – 36 attended
- Anime Now – 2 sessions – 18 attended
- Teen SRP wrap up party – 1 session – 28 attended
- Tween Scene, Get Medieval – 1 session – 19 attended

Adult Programs and Attendance:

- Mystery Book Discussion – 1 session – 8 attended
- Fiction Book Discussion – 1 session – 17 attended
- Non-Fiction Book Discussion – 1 session – 9 attended
- Gene Kelly Classic Musicals -- 5 sessions -- 68 attended
- History Reads Book Discussion held at Museum—1 session – 9 attended
- Open Lab computer assistance – 2 sessions – 3 attended
- Family Movie Matinee – 1 session – 12 attended

## Information Services

### Enterprise Resource Planning (ERP) Project - Munis

**August 2011** - Munis Project Accomplishments for August 2011 were as follows:

- Financials
  - Data Conversions
    - Project Ledger Conversion Signoff and Load into LIVE
  - Project Ledger Review Training
  - Tyler Content Manager (TCM) Training
  - End User Training Document Prep Session for Accounts Payable, Purchasing, Bids & Contracts
  - End User Training Agendas & Document Review Session
    - General Ledger – 3 documents
    - Budgets – 2 documents
    - Accounts Receivable – 1 document
    - General Billing – 2 documents
    - Purchasing – 4 documents
    - Accounts Payable – 4 documents
    - Bids & Contracts – 8 documents
    - Vendor Self Service – 1 document
  - End Users Scheduled for Training in October
  - SSRS Report Writing Session for Information Services Personnel
  - Modifications Delivered from Tyler
    - P-card Modification
    - AP Check Reconciliation Import
    - AP Positive Pay Export
  - GO LIVE Preparation Planning Session
  - MUNIS Self Service Server Configuration and Setup
- HR/Payroll
  - Training
    - Personnel Actions
    - Employee Self Service
    - Applicant Tracking
    - Case Management
  - Security & Workflow Training
  - Empower Time & Attendance Import Training
  - Data Conversions
    - Employee Master 1st Pass Proofed
    - Deduction Master 1st Pass Proofed
- Employee Newsletter
  - Munis Project newsletter article for August was created and included in the “Inside the City” monthly newsletter

- Time Keeping & Scheduling
  - Provided detailed scheduling requirements by department
    - Working out of classification
    - Shift bidding
    - Vacation bidding
    - Call outs
  - Reviewed Prototype Demonstration
  - Revised Business & Labor Structures
  - Server Configured and Software Installed

**Information Services August 2011 Service Request**

Problem	Total Hours	Total Calls	Closed	Percent		
				Closed	Open	Pending
Development	123	7	4	57%	2	1
E-Mail	12	42	42	100%	-	-
Hardware	67	66	60	91%	-	6
Meeting	18	11	10	91%	1	-
Network	15	33	30	91%	1	2
Other	17	18	17	94%	1	-
Reports	6	8	8	100%	-	-
Software	59	101	88	87%	6	7
Supply	2	8	7	88%	1	-
Telephone	18	27	27	100%	-	-
Training	0	0	-	-	-	-
Web	7	12	12	100%	-	-
<b>Total</b>	<b>344</b>	<b>333</b>	<b>305</b>	<b>92%</b>	<b>12</b>	<b>16</b>

**City of Bloomington List Server Data**

List Name	Total Member Count	August 2011 Increase	Increase Over Past Year
BCPA General	13,979	45	1,161
Bloomington Golf	6,653	5	2,329
Miller Park Zoo Tigers Tongue	2,301	109	974
BCPA Targeted Mailing	1,740	0	1,577
Parks & Rec General	1,465	19	83
BCPA Educators	909	0	0
Miller Park Zoo	514	7	18
Pepsi Ice Center	374	6	14
City Council	197	8	31
Planning & Zoning	168	8	24
Landlord Property Management	162	8	21
Parks Youth News	148	6	12
Parks Adult News	146	6	16
BCPA Patrons	136	0	0
Parks Preschool News	115	6	6
Engineering Bids	122	6	2
Liquor Commission	115	6	19
Human Relations Commission	111	5	15
Parks Teen News	76	4	9
SOAR	72	4	7
Public Service Notices	35	0	0
Engineering Updates	23	6	6
<b>Total</b>	<b>29,561</b>	<b>264</b>	<b>6,324</b>

Information Services Appendix Begins on Page 48.

## August Compliments

James Walker

4 Oxford Ct, Bloomington (sink hole)  
-Repaired, and repaired well, Thank you.

---

Mr. Kartch  
Subject: Oakland Avenue Resurfacing

On behalf of 375 homeowners in the Old Farm Lakes subdivision, a big “thank you” to the Public Works Dept for the partial resurfacing of east Oakland Avenue. The job was well done. It looks and drives great. The potholes and deteriorating edge in the right hand east bound lane were very bad. The deteriorating edge was a dangerous situation since large pieces of asphalt were being thrown up onto the parkway and sidewalk by passing vehicles. With no funds allocated to resurface this section of Oakland Avenue in 2011, the partial resurfacing was a great decision to fix a bad situation. It should hold up for a couple of years before a complete resurfacing is necessary.

The Old Farm Lakes Homeowners Association Board heard from numerous homeowners over the past two years, asking what could be done about the deterioration of Oakland Avenue. I am sure that you heard from many of them as well. I am sure that the residents in many of the other surrounding subdivisions such as Oakridge, Prairieview, Colonial Meadows, White Eagle, and Waterford Estates also appreciate what the City has done to repair Oakland Avenue.

Nice job!  
Ron Kwasny

---

A couple of comments received following the Bruegala event:

“Julie and I wanted to thank you and all of your staff and volunteers for the great weekend of music and beer tasting. The music was fantastic, so were the crowds. The BCPA is still a gleaming example of hard work paying off nicely for everyone to enjoy.” – Michael Johnson

“After talking to you Friday night, I returned on Saturday, when it was even more crowded. From my standpoint as Liquor Commissioner, I thought it was well controlled, and am not aware of any problems. Everyone seemed to be having a good time. A great example of working with a group for a win-win outcome.” – Mayor Steve Stockton

---

Mr. Kennedy,

WOW! Miller Park Lake looks good. Best it's looked in the 15 years that I have lived across the street. You probably took 50 years of silt and run off from the streets out of the lagoon end. I think the deeper connections between sections, under the bridges, will help water circulation and keep the lagoon cleaner. The rebuilt sea wall, around the middle section, with the mesh "dead man" and the blocks pinned together should hold up for a long time. The tuck pointing of the stone bridge looks good and the material piled along the base will help stabilize the footing of the bridge for a long time. The huge

addition to the base of the dam should stop any leaks and greatly increase the strength. Should be good for another 100 years. The newly broken up rip rap along the inside of the dam is a probably the most noticeable improvement to the to the appearance of the whole project. Great Job! My only question is, the drop off at the edge of the addition to the slope wall, along Tanner St., will be just barely under water when the lake is full?

Stan Winterroth

**Response:**

Mr. Winterroth,

Thank you for your email. As the exposed shoreline dries up (thus allowing easier access), our staff will do its best to remove hazardous materials. We have also been trying to address some issues within the lake system now that the lower water level has presented the opportunity. We are repairing some problem areas with the sea wall, leaks in the dam and we are planning to dredge the lagoon during the first half of August as well. I'm not sure how long it's been since it was last dredged, but agree it's been needed.

Mr. Kennedy

---

Subject: Miller Park Zoo

I traveled almost 3 hours to visit your zoo because you are one of the facilities housing marine mammals in Illinois. I did not know what to expect but I was very pleased. You have great close up exhibits for all of your animals. I've never been so close to a tiger, wallabys and various animals before. Your facility is right up there with all the Chicago land zoos in my opinion. All of your keepers were very friendly as well. Keep up the great work.

Alyssa Scully

---

Mr. Moews

You have one spectacular "McGraw Park" worker in David Rogers. He is a TIRELESS worker, especially this year in the excessive heat conditions. He is always pleasant and helpful and on the run. It seems to me that there has been a "cut-back" on Park Employees especially this year. McGraw Park still looks spectacular. Whether he is cutting grass, planting the flowers, mulching the fairly new tree, or taking care of the Ball Fields. Not to mention that every year the fountain seems to have HUGE plumbing problem, along with other underground watering systems, that I have seen David, (and another young man whose name I do not know) working on this extra maintenance.

I walk this park every day with my Yellow Lab mix, in all kinds of weather including winter if at all possible.

I also live at the end of the park next to the sidewalk, off Old Jamestown Road. The view is spectacular! I do my "little" bit by taking an extra bag for trash I see. Many people have told me that McGraw Park is

the most beautiful park in Bloomington. Just about every day I see families with little babies and families taking pictures.

David Rogers and the "guys" that work with him are all first class employees. Bloomington is lucky to have them. Just taking care of "my yard" is a full time job.

Now if we just can take care of the vandals that obviously do not like or respect the park.

Sandy Lietz

**Police Department Appendix**

**Administration**

School Resource Officer (SRO) Arnold made one arrest, located a runaway, submitted four reports, recovered four stolen calculators, and attended several SRO functions at Stevenson School. SRO Evans received several service calls, scheduled a crisis drill, made several school visits, and attended extracurricular events. SRO Hirsch gave a presentation to BJHS at the start of school, dealt with several student issues, and helped direct traffic the first two weeks of school. SRO Wagehoft received in-house training with SRO Evans and SRO Hirsch. Wagehoft assisted with several school violations.

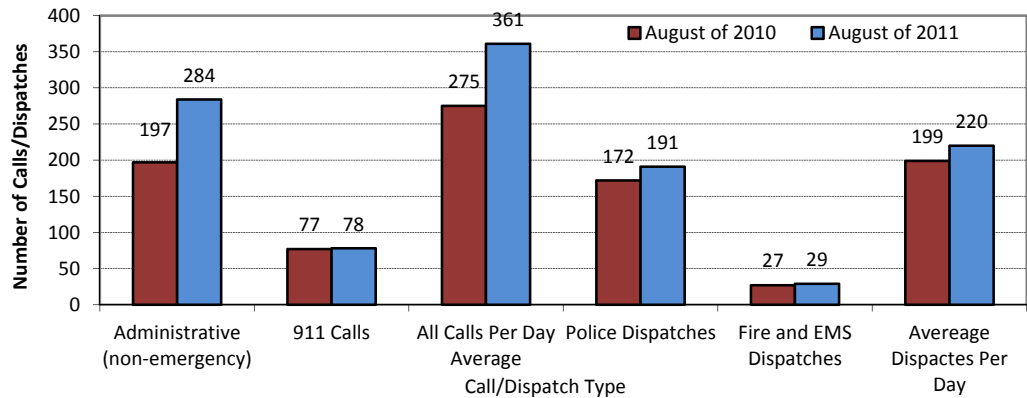
Public Affairs Officer White attended the McLean County Fair with the Explorers, attended several meetings, provided fingerprinting at State Farm, lead a tour and visited a day care.

**Communications**

\$10,700 in ordinance violations have been issued this year to date.

The replacement of Police Department uninterruptible power supply is still pending. Motorola is still monitoring telephone circuits for the Starcom system.

**Communication Center Daily Call Averages: August 2010 and August 2011**



Multiple candidates for both full-time and seasonal employment are completing the background process. The Illinois Terrorism Task Force was on-site to conduct an audit for grant compliance purposes. There were no issues with the audit.

**Second Shift (3 P.M. - 11 P.M.)**

Summer activity has increased. Officers continue to deal with their POP (Problem Oriented Policing) details. August was a busy training month. Six new hires worked second shift in varied rotations.

**Communication Center Incoming 911 Call Ring Time: August 2010 and August 2011 (State Mandate is 90% Answered Within 10 Seconds)**

Ring Time	August of 2010	August of 2011
0 to 3 Seconds	77.90%	77.00%
4 to 6 Seconds	20.10%	21.30%
7 to 9 Seconds	1.40%	1.00%
10 to 12 Seconds	0.80%	0.40%
Percentage of total calls answered within	99.40%	99.30%

**Cyber Crimes**

The unit handled five child pornography cases, conducted eight cell phone examinations, one network intrusion, and assisted a Federal Agency with two additional cyber-crime investigations. Members of the unit had a week of advanced forensic training.

## Fire Department Appendix

### Operations

In the month of August the Fire Department responded to 904 calls for service. Most of the calls, (78%), were for Emergency Medical Services. Of the other calls that were significant was a request from Normal Fire Department for the Hazmat Response Team to assist them with a call at ISU for a broken container of a toxic substance. The department had one response to the Central Illinois Regional Airport for a standby. There fortunately was no incident as the nose gear of the plane showed that it may not have been locked. There also was a significant loss in a fire at the old GE Plant. A fire that shorted out equipment in the substation led to an explosion that shattered windows in the plant and some outbuildings. The shorted equipment caused a fire in some switching equipment in the plant and filled the building up with smoke. Damage estimates were over one million dollars.

As well as the calls for service the Department is finishing up the hydrant inspection program for the year. September is the last month that we will be conducting the inspections. In August the crews completed 1096 inspections and to date the Department along with the Water department has inspected 4876 hydrants.

### Public Education Office

The following represents the Public Education Officer Activities for the month of August, 2011:

#### Fire & Life Safety Presentations –

- Fire & Life Safety Presentations were given at the following locations:
  - Bloomington Public Library
  - 1<sup>st</sup> Christian Church Block Party
  - State Farm Day Camp

A total of **143** children and **22** adults were educated about Fire Safety. The message was reinforced with Dusty the Dragon Presentations of “The Spectacular Smoke Smeller” and Presentations of “Smoke Alarm Magic”.

Sparky the Firedog was present at the 1<sup>st</sup> Christian Church’s Block Party – interacting with the children and providing fire & life safety information.

- Fire Extinguisher Training – Training using the Digital Training Device was held at:
  - RPS Products
  - Bloomington Center for Performing Arts
  - ASTA Care
  - Illinois Wesleyan University

A total of **233** adults were trained on the use of fire extinguishers, using the Digital Fire Extinguisher Training Equipment.

- *CPR Training* was conducted at 6 Station for **2** Central Illinois Regional Airport Personnel.
- *Business Fire Evacuation Drill* was held at the I.R.S. Distribution Center for **47** personnel.
- *Public Assembly Fire Safety* presentations were held at the Bloomington Center for Performing Arts, along with the above mentioned Fire Extinguisher training for **102** usher/volunteers.



- Hosted the Annual "Battle of the Badges" Blood Drive with the American Red Cross – **23** volunteers gave blood.
- Heimlich Maneuver Training for the Lunch Staff at Oakland Elementary – trained **12** personnel.

### **Fire Department Training Report for August, 2011**

For the month of August 2011, the fire department held 131 training classes which totaled 1,365.5 class hours. The class topics have been grouped into six categories. They are Administrative, ARFF, Driver, EMS, Fire, and Hazmat. The chart below represents the proportion of classes held in these six categories for the month of July.

#### **Major training subjects during this month included:**

- Fire
    - Ventilation
    - Aerial and Ground Ladder Operations
    - Forcible Entry
  - Hazardous Materials
    - Decontamination
  - EMS
    - Toxicology and Substance Abuse
    - Emergency Skills Training - St. Louis University Cadaver Lab
    - Capnography Medical Equipment Training
  - ARFF
    - Fire Hose, Nozzles, Turrets and Appliance Usage
    - Airport/Aircraft Familiarization
- 

### **Water Department Appendix**

#### **Reservoir Conditions**

1. This is the time of year that the nitrate content of the raw water supply in the reservoirs declines at a brisk pace. With the watershed run off this spring, the nitrate levels in Lake Bloomington increased rapidly. Since the Department was approaching the allowable limit (10 milligrams per liter (mg/l) or parts per million) for nitrate content in the raw water, The Department switched to the Evergreen Lake reservoir in early April. As of the end of the month, the nitrate levels were around 3 mg/l from the Evergreen Lake and Lake Bloomington Reservoirs. The Department will be switching to the Lake Bloomington reservoir in the next few weeks.

#### **Infrastructure**

1. The Morris Avenue/Veterans Parkway reconstruction project was started in March with some electric and gas utility relocations. The Water Department had budgeted \$750,000 total for this project. The portion that the Water Department must fund is about \$603,000. Stark Excavating, the successful bidder, connected the existing customers to this new water main

during the month. The next section to be installed will be along the new alignment of Springfield Road to Six Points Road. This overall project will probably cover the construction seasons of 2011 and 2012.

2. During August, the 2012 Water/Fire Department collaborative hydrant testing program completed testing on approximately 750 hydrants. The total of hydrants tested this year is about 90% of the total # of fire hydrants.
3. Our crews tagged about 130 fire hydrants during the month. These heavy duty metal tags add to the proper identification of the fire hydrants in the field. Currently, about 4,200 hydrants or 99.9% of our total hydrants are tagged. The only hydrants yet untagged are those associated with construction projects that will be tagged when the City takes over the water main/hydrants.
4. We contracted with a specialty fire hydrant maintenance firm to machine the barrels of 10 hydrants around the City. These hydrants were installed too high. We could have excavated and removed the hydrants, then reinstalled a shorter hydrant but this would have been much more expensive than cutting and machining the barrel from the topside without any excavation necessary. This firm will be addressing several other hydrants that are too high, over the next several months. The concern with hydrants that are too high is that the traffic flange (a machined part that is designed to fail when hit by a car) is generally above the typical impact area and the hydrant will fracture below ground instead of at the designed breakaway point that spares greater damage to the hydrant.
5. We made six valve repairs during the month of August.
6. During August, we replaced/repared 7 water service lines/curb stops. Most of these were very old lead (the metal) service lines. Any time that we can remove lead from our water system, it is a good thing.
7. We received our "drive-by" radio reading receiver in May and have been testing the unit with the radio frequency meters we have already installed. This testing will probably take a couple of more months to complete. The total amount of radio units being read will be reported in future months.
8. We installed another 683 Radio Frequency (RF) meters during the month. Our goal for this Fiscal Year (FY12) is 6,000 units. Currently we have installed 2,103 meters this fiscal year and this puts us about 35% toward our goal. When completed, the meter change-out program will eliminate the need for Meter Readers. Since this is a multi-year project, those positions (currently the Department has two Meter Readers) will be eliminated within 3-4 years.

**Radio Frequency (RF) Water Meter Installation During 2012 Fiscal Year**

Month	Fiscal Year 2012 Installations	Overall Total Number of RF Meters in System	Total Number of Meters in System	RF as a Percentage of Total Meters	Fiscal Year 2011 Installations
May	595	10,658	30,063	35.45%	346
June	516	11,174	30,092	37.13%	579
July	309	11,483	30,111	38.14%	662
August	683	12,166	30,144	40.36%	627

**Financial**

1. The monthly tracking of the financial condition of the Water Department as compared to the FY 2010/11 budget is as follows:

**Water Department Fiscal Year 2012 Financial Statement**

Month	Budgeted Revenue	Actual Revenue	Difference -		Difference -	
			Budget Versus Actual Revenue	Budgeted Expenses	Actual Expenses	Budget Versus Actual Expenses
May	\$1,259,570	\$1,107,116	-\$152,454	\$1,496,847	\$737,006	\$759,841
June	\$1,407,824	\$1,230,207	-\$177,617	\$1,496,847	\$855,854	\$640,993
July	\$1,710,182	\$1,463,884	-\$246,298	\$1,496,847	\$1,157,883	\$338,964
August	\$1,402,814	\$1,864,639	\$461,825	\$1,496,847	\$1,156,513	\$340,334

2. We were over our budgeted revenue for the month and we are well below our budgeted expenses for the month. For the fiscal year, we remain below budget in revenue by about \$115,000 but we are well below our budgeted expenses for the year by over \$ 2,000,000, primarily due to the timing of some capital projects. Thus, our overall position is that we are positive in actual net income by \$1,965,585 at the end of August.

3. We continue to track our delinquent customers closely and will use the last resort of a shut-off if the customer does not respond to requests for payment of the past due amount or by entering into a payment plan.

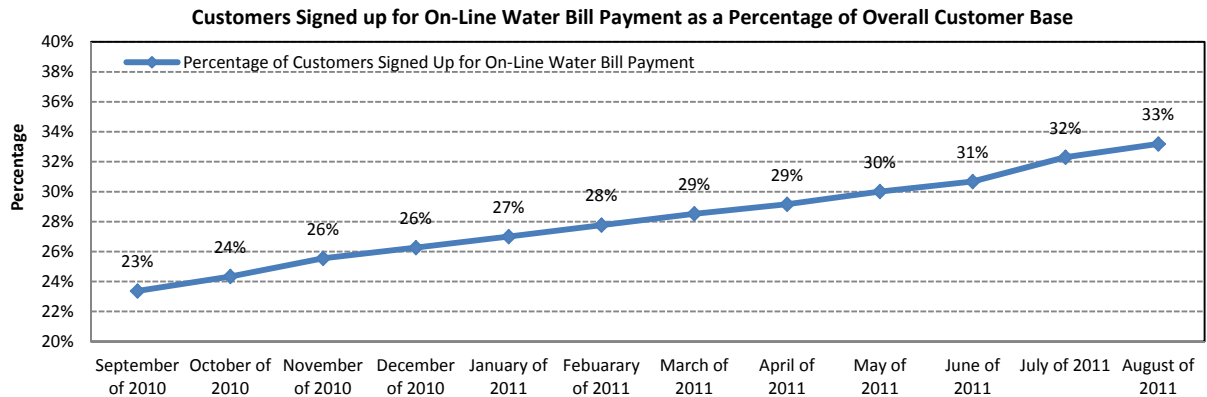
**Shut-Offs by Billing Cycle and Date**

Billing Cycle	6-Jul	13-Jul	20-Jul	27-Jul	3-Aug	10-Aug	17-Aug	26-Aug
1	78				68			
2		54				34		
3			20				28	
4				17				24

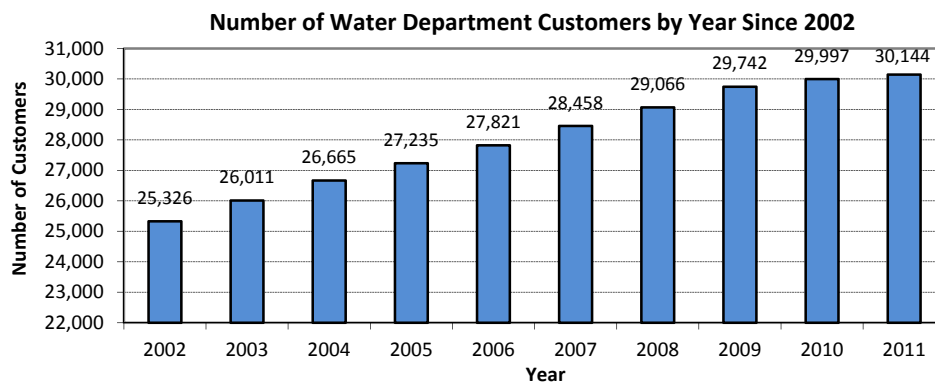
**Miscellaneous**

1. We changed out two Unitized Measuring Elements (UME's) on large meters in the system. The UME is the part of the meter that has the moving parts that are subject to wear and is critical to keep in good repair. By keeping these parts in good repair there is better assurance of that the meter is accurately measuring water flow. This may also improve on more accurate billing by resulting in less water unaccounted for. The change-outs were on meters serving a large local employer. The UME change-outs are part of our large meter testing and maintenance program.

- Our on-line bill payment option continues to attract new enrollees. As of the end of August, we have 10,004 customers signed up for this service. We added 278 customers for the month. We will continue to track the number of participants monthly and express the number of customers with this service as a number and % of total customers. 10,004 customers are about 33.2% of our customer base. (Relates to: Strategic Plan Goal #1 – Financially Sound City Providing Quality Basic Services, Objective #4- City services delivered in the most cost effective, efficient manner).



- In a related metric for the number of customers accessing their accounts on-line, we now have 1,057 customers who have signed up for the recurring payment option whereby their bill is paid each month without any action on their part. That is an increase of 43 customers as compared to last month.



- We continue to see overall customer growth continue in CY 2012 although it has slowed tremendously as compared to years in the recent past. For the month of July 2011, we had a small gain of 33 customers bringing us to 30,144 customers. This is a calendar year gain of 102 customers or a 0.33% growth rate.

## Personnel

1. With an already lean organization, we continue to be down one field employee at a very busy time of year. This employee is out on an extended leave of absence with a serious medical condition. We wish this employee a quick and speedy recovery.
2. A Support Staff employee is out on maternity leave and should return some time after the first of the year.
3. We hired Michael Simpson as a Utility Worker at the Water Treatment Facility. Mike comes to us with numerous years of maintenance experience with the local YMCA.
4. We have continued to interview for a seasonal position in the Distribution Division. Since there were some other seasonal positions that were winding down for the year, we had an employee move from the Lake Patrol to the vacant seasonal position in the Distribution Division. Zachary O'Donoghue, a recent graduate of Western Illinois University will be working in the Distribution Division.

## Communications

1. We conducted an interview with the Pantagraph concerning the construction project at the Veterans/Morris intersection and what water infrastructure was being replaced.

---

## Parks, Recreation, and Cultural Arts Department Appendix

### Bloomington Center for the Performing Arts

#### Events

The BCPA welcomed 7,291 people to the Center for 34 different events and activities in August.

Usher training for the 2011-12 season began in August, with two CPR/First Aid classes being offered for staff and volunteers in addition to two standard training programs on August 20, 23, 30, and 31.

#### Also in August

- August 1 – Kiwanis Meeting
- August 5 – City of Bloomington meeting
- August 6 – Zeitler/Stolles wedding and reception
- August 8 – Kiwanis meeting
- August 11 – Heartland Community College Evening of Dreams
- August 13 – Ott/Brown wedding reception
- August 15 – Kiwanis meeting
- August 20 – Jones/Altmanns wedding reception
- August 22 – Kiwanis meeting
- August 27 – Historic BCPA tour
- August 29 – Kiwanis meeting



Bruegala

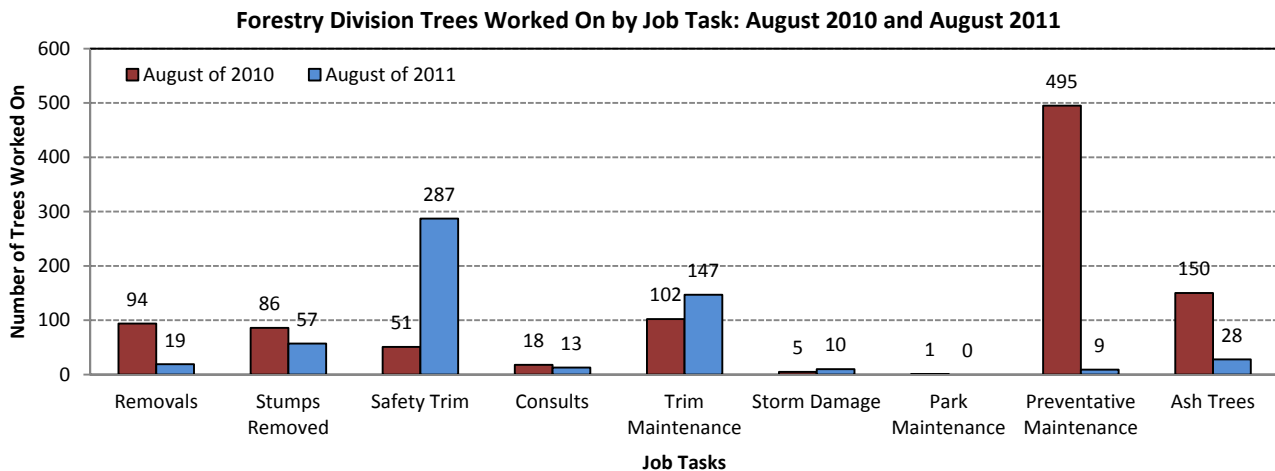
The variety of performances in August highlights the BCPA's wide range of community programs and supports the growth of a vibrant downtown.

**Golf Division**

Due to an active September schedule, The Den performed their greens aerification the last week of the month. This cultural practice is a necessary evil that has major benefits in how the greens will perform for the following season. The crew did an outstanding job and many have noted the greens are already putting well. Prairie Vista has chosen to not aerify greens this year and will rather use a combination of deep verticutting and solid tining both this fall and next spring which will allow the course to remain fully open throughout the fall.

Highland Park experienced some significant turf loss in the fairways due to summer heat. A combination of the heat coupled with rolling, wooded terrain, poor drainage and an antiquated irrigation system is too much for the fairways at Highland Park to handle. However, the greens did remain in good condition throughout. Through it all, many commented that Highland Park was still enjoyable to play and they appreciated keeping the course playable through the heat. Highland Park will be aerifying their greens the week after Labor Day.

**Park Maintenance Division**



- Started the 2nd round of weed control in all irrigated areas.
- Raised the drinking fountain at North Point and poured new sidewalk to help with drainage issues.
- Fixed broken storm drain pipe in Eagle Crest Park
- Completed plant bed spraying in all City parks. Two plant bed areas that received special attention were Fell Park and Veterans Parkway.
- Staff spent 2 days removing graffiti from various locations including, White Oak, McGraw Park and Constitution Trail.
- Continued pool maintenance at Holiday pool and began winterization at O'Neil Pool.
- Fixed broken drinking fountain at Sunnyside Park.
- Installed new air conditioner at Lincoln Leisure Center.
- Repaired spray ground pump at Miller Park.

- Installed scoreboard at Ewing II. Scoreboard was moved from R.T. Dunn which is eventually being shut down.
- Completed 4th light check and repair at all City parks.
- Partnered with Benjamin Franklin Plumbing to repair a hole in the warm brine pipe at Pepsi Ice Center.
- Replaced a compressor at Zoo HVAC unit.
- Completed monthly HVAC checks of all roof top units at the Coliseum.

**Recreation Division**

**Staff Hours** (Pepsi Ice, Recreation, and S.O.A.R.)

August hours in 2011 decreased from 2010 by about 300 hours. The switch from the recreation budget to the administrative budget accounted for 131 hours of the decrease. Small decreases in other areas accounted for the rest of the decrease.

	August of 2010	August of 2011
Staff Hours	8,143	7,814

The last few youth summer recreation programs came to an end in August. Day Camp had one final week that met the first week of August, a second session of the preschool Destination Discovery Camp met in August plus a few programs had their last meeting during the first week of August. Two concerts in the Music Under the Stars series were held in August. This year the concerts were offered every other week instead of all in a row. The month continued to be hot and humid.

**Recreation Division Volunteer Hours for August 2011**

Area	Number of Individuals	Number of Hours
Hockey	9	39
Adult Center	10	50
<b>Total</b>	19	89

Some new sessions of Adult and 55+ fitness started in August: Modified Gentle Yoga, 55+ Zumba Gold and 55+ Zumba Toning. The 55+ group also enjoyed trips to Rock Island State Trail and Funk Prairie Home and Gem Museum.

**Zoo Division**

**Staff**

- Worked on animal transactions (14 pending)
- Zoo Superintendent Jay Tetzloff attended the Tammar Wallaby breeding program meeting at the Lincoln Park Zoo in Chicago, IL. Jay facilitated the meeting as Population Manager and Studbook Keeper for North America. Miller Park Zoo coordinates the transfer and breeding recommendations for all of North America.
- Zoo Curator job posting closed. This new position is scheduled to begin November 1<sup>st</sup>.
- Zoo and Parks Maintenance staff worked together to clean out the Koi Pond. This six year-old pond had never been cleaned before. All goldfish were removed due to enable the Koi population to grow. Goldfish are a “dirty” fish that decreases water quality and also limit the breeding population for the Koi. We hope to add more Koi to the pond over the next 12 months. Goldfish were donated to various volunteers but were given to Parks Maintenance for the miniature golf course in Miller Park.

## Notes

- Master plan interviews conducted with four groups of firms interested in conducting the Miller Park Zoo master plan.

## Cost Savings

- The Koi Pond cleaning was bid upon by a local company at the price of almost \$1,000. Except for staff time, this project did not cost the Zoo any money.

## Planning & Code Enforcement Appendix

### August 2011 Zoning Board Activity

Case Number	Petitioner and Address	Request	Action
SP-02-11	Karen Hurst	Requesting approval of a special use permit for two-family dwellings for the property located at 1302 N. Center Street. Zoned R-1C, Single-Family Residence District. (Ward 7).	Passed with a vote of 5 to 1 with a stipulation to limit occupants to 2.
Z-07-11	Karen Hurst	Requesting a variance to allow two-family dwellings and to reduce the minimum number of required parking spaces for the property located at 1302 N. Center Street. Zoned R-1C, Single-Family Residence District. (Ward 7).	The vote was split four (4) in favor and two (2) against.
SP-03-11	Karen Hurst	Requesting approval of a special use permit for two-family dwellings for the property located at 203 Union Street. Zoned R-1C, Single-Family Residence District. (Ward 7).	Passed with a vote of 5 to 1.
Z-08-11	Karen Hurst	Requesting a variance to allow two-family dwellings and to reduce the minimum number of required parking spaces for the property located at 203 Union Street. Zoned R-1C, Single-Family Residence District. (Ward 7).	Was approved with a vote of 4 to 2
Z-09-11	Marchan Adkins	requesting a variance to allow the construction of deck and the reduction of the side yard setback for the property located at 1611 Keybridge Way. Zoned R-1C, Single-Family Residence District. (Ward 8).	Denied with a vote of 6 to 0
Z-10-11	Mike and Tiffany Donaldson	Requesting a variance to allow the construction of a driveway and the reduction of the side yard setback for the property located at 1305 N. Linden Street. Zoned R-1C, Single-Family Residence District. (Ward 7)	Approved with a vote of 6 to 0
Z-11-11	Dan Staver	Requesting a variance to allow the construction of a new fence and to increase the fence height in the front yard along Ferryman Road for the property located at 1414 Guinness Drive. Zoned R-1B, Single-Family Residence District. (Ward 8).	Vote was split 3-3
Z-12-11	Castle Built Homes, Inc, Barry Watkins	Requesting three variances to allow the construction of an accessory structure as follows: <ol style="list-style-type: none"> <li>1. Exceed the ground floor area of the house.</li> <li>2. Increase the 1,000 square foot maximum floor area allowed.</li> <li>3. Add a second story.</li> </ol> All three variances are for the property located at 7 White Place. Zoned R-1C, Single-Family Residence District. (Ward 7).	A vote was taken on the request as a whole. The variance passed with a vote of 5 to 0 with 1 abstention.



**August 2011 Planning Commission Activity**

<b>Case Number</b>	<b>Petitioner and Address</b>	<b>Request</b>	<b>Action</b>
PS-03-11	Robert J. Vericella	Requesting the approval of a Final Plat with a Waiver of the Preliminary Plan for the Pheasant Run Development, Phase II, Subdivision for the property which is located west of Nicole Ct. and east of Cottage Avenue, consisting of approximately 0.8015 acres more or less. <b>(Ward 7)</b> .	Passed by a vote of 8 to 0
Case Z-05-11	Charlotte E. Schaeffer and Helen S. Bennison	Requesting a recommendation for approval of a rezoning from R-1B Single-Family Residential, to R-1B Single-Family Residential with an S-4 Historic Preservation Zoning District Overlay for the property commonly located at 1215 East Washington Street. <b>(Ward 4)</b>	Passed by a vote of 8 to 0

**August 2011 Property Maintenance Board of Review**

<b>Petitioner and Address</b>	<b>Request</b>	<b>Action</b>
Gene Cunningham: 104 Weldon St.	Appeal of rental inspection requirements for water closet accessibility.	Appeal was denied by a vote of 5-0.
Gene Cunningham: 607 1/2 N. Roosevelt	Appeal of rental inspection identifying water closet accessibility and bedroom sizes as violations.	Petitioner withdrew.

**Legal Department**

**Legal Appendix**

**Litigation**

- Drafted Memos to City Council re settlement of WC claims.
- Negotiated settlements with property owners regarding property maintenance cases.
- Negotiated settlements of liquor ordinance violations.
- Attended court hearings in repair/demolish cases.
- Attended Case Management Conference -- Palmer vs. City of Bloomington.
- Filed Motion for Summary Judgment in Devyn Corp. v. City of Bloomington.
- Represented City at trial seeking injunction for clean up of illegal junk yard and fines.
- Obtained judgment for demolition of distressed property.
- Obtained search warrant resulting in seizure of unregistered and unvaccinated animals.
- Drafted Motion to Quash Subpoena in U.S. vs. Larry Bentley (Case No. 10-10108).

**Monthly Meeting Participation**

- Attended City Council meetings and work sessions.
- Attended monthly Liquor commission meeting.
- Participated in nuisance abatement discussions.
- Participated in Liquor Commission work session.
- Attended Board of Fire and Police Commissioners meeting.

- Attended Special Use and Land Development Committee meetings.
- Attended PACE/Police/Legal meeting.
- Attended Department Head Staff Meetings.
- Attended Dept. Head Luncheon.
- Meeting with City Manager regarding Ward Redistricting.
- Attended Work Session regarding Downtown Entertainment Task Force.
- Attended City Council Work Session regarding proposed Rules of Procedure.
- Attended Meeting of Property Maintenance Review Board.
- Attended Vehicle for Hire application hearing.
- Meeting with Comcast Representatives regarding renewal of franchise agreement.
- Attended Roundtable Discussion on Structural Integrity of Buildings.

### **Research**

- Researched nuisance abatement as it pertains to state statutes and drug-related forfeitures.
- Researched various issues for Fire Department (re: bad debt policy, collection procedures, bankruptcy).
- Researched specified nuisance abatement activities.
- Drafted memo to City Manager regarding onsite detention/fee in lieu of detention issue.

### **Miscellaneous/Other**

- Conferred with Collection Agency regarding implementation of ordinance violation collection.
- Numerous responses to City Departments on Miscellaneous Legal Questions.
- Assisted in preparation of memo re: staff response to downtown task force report.
- The Legal Department received 758 inbound calls that exceeded 28 hours of time. Calls typically involve but are not limited to citizen's questions, concerns, complaints, payments over the phone, as well as answering legal questions from other City Departments.
- Negotiated with prospective purchasers of distressed properties.
- Attended Small Claims hearing.
- Continued to move forward demolition permits and activities for old Howard Johnsons site.
- Trained new support staff.
- Researched addresses for notices to be sent prior to hearing on new liquor license applications.
- Drafted Repair/Demolition Orders.
- Reviewed Property Maintenance Review Board procedures.
- Meeting re possible payday lending ordinance.
- Numerous responses to City Departments on Miscellaneous Legal Questions.
- Reviewed revisions to CIRBN fiber optic agreement.
- Drafted amendment to Lake Bloomington lease.
- Drafted Legal Opinion letter to IEPA for Locust/Colton Water/Sewer Main Project.

## **Information Services Department Appendix**

### **City Internet Site Redesign**

**August 2011** – Website wireframe options were delivered from Vision Internet. Staff presented these options to the Council Communications working group. Wireframes were selected for the main City of Bloomington web page, its subordinate pages and the Bloomington Center for the Performing Arts web page. Vision Internet will now be creating multiple graphic designs based on the wireframes. Staff expects to receive initial design options in October.

### **Downtown Surveillance Cameras**

**August 2011** – In August, the initial demonstration wireless network and two cameras were installed in the 500 block of Main Street. Testing of both the wireless network and the video surveillance system will continue through September. Staff expects to have a baseline surveillance system configured and tested within October. Staff expects to install a second vendor's wireless network, and a second vendor's surveillance system, within the month of October. Tests will be run to identify the best performing combination for the City.

### **Upgrade Email System**

Staff upgraded the server hardware, operating system and application version of the City's Domino email system. This upgrade not only increased performance of the email system, but also added technology to better manage storage space for the system. This feature will help delay the need to purchase additional storage space for the email system.

### **Upgrade of the City's Voice over IP (VoIP) Telephone System**

Staff upgraded the server hardware, operating system and application version of the City's VoIP telephone system. The upgrade to server hardware brings the VoIP system into the virtualized server environment. This move adds redundancy and failover to the VoIP system. The configuration includes two servers, one located in each of the City's data centers. The applications are shared between the two servers. However, in the event of server hardware failure, either server can support all necessary application loads.