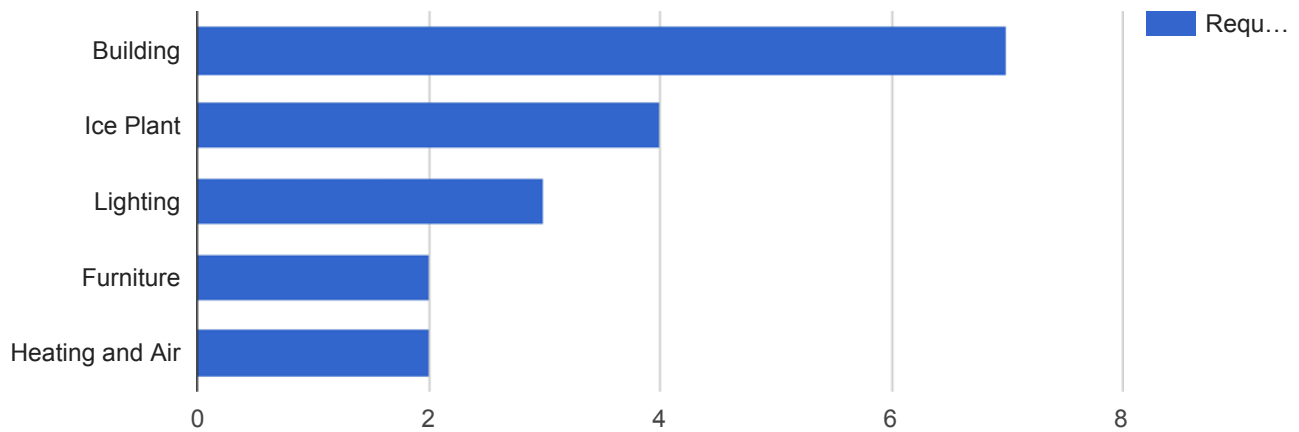


# Facilities Closed Projects by Type

**APPLIED FILTERS**



Date range: **Dec 1, 2017 - Dec 31, 2017**  
 Department: **Facilities**  
 Request Type: **All**  
 Status: **Closed**  
 Service Type: **Project**  
 Building: **All**



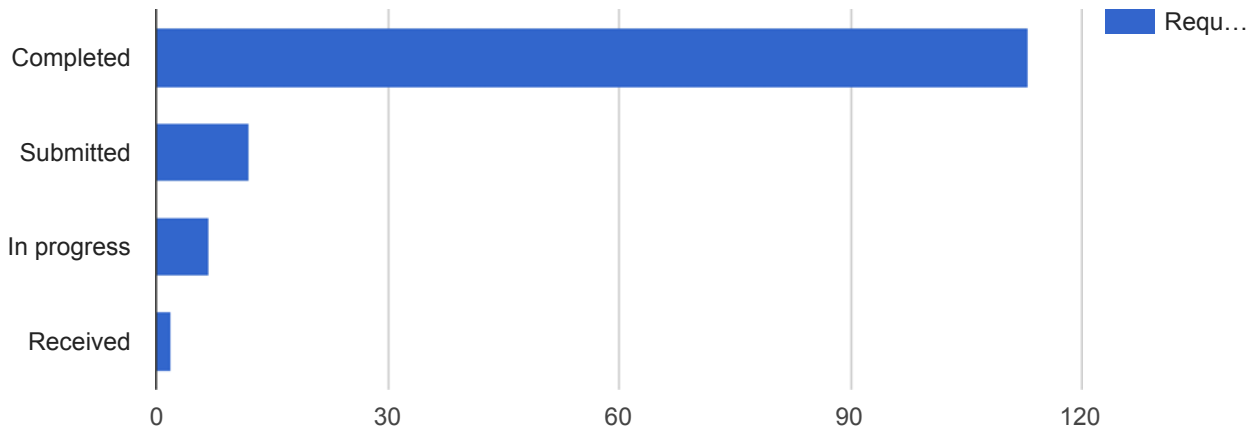
Request Type	Requests	Percent
Building	7	38.9%
Ice Plant	4	22.2%
Lighting	3	16.7%
Furniture	2	11.1%
Heating and Air	2	11.1%

# Facilities Monthly Work Order Summary

**APPLIED FILTERS**



Date range: **Dec 1, 2017 - Dec 31, 2017**  
 Department: **Facilities**  
 Keyword: **All**  
 Request Type: **All**  
 Status: **All**  
 Service Type: **All**



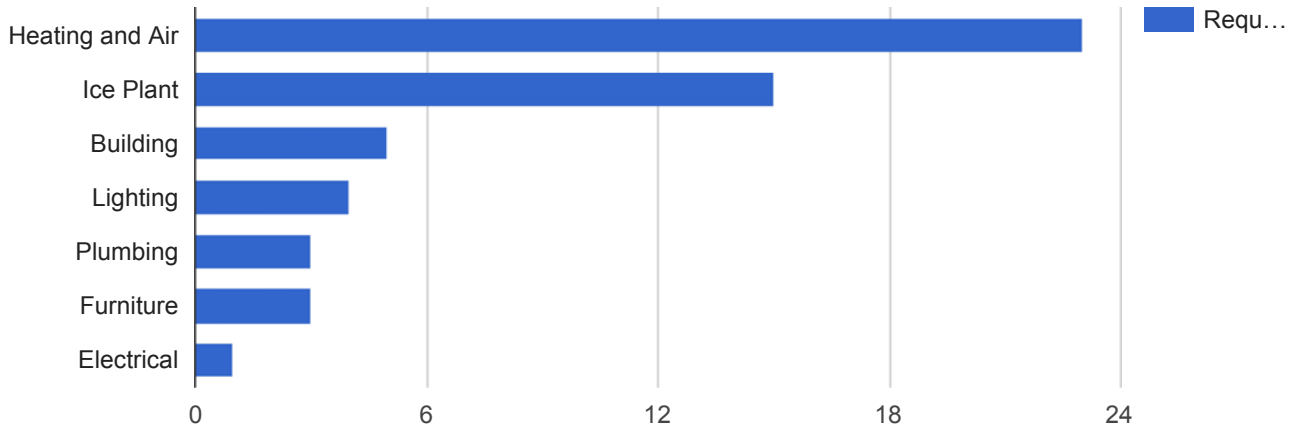
Status	Requests	Percent
Completed	113	84.3%
Submitted	12	9.0%
In progress	7	5.2%
Received	2	1.5%

# Facilities Closed Work Orders - Arena

**APPLIED FILTERS**



Date range: **Dec 1, 2017 - Dec 31, 2017**  
 Department: **Facilities**  
 Keyword: **All**  
 Request Type: **All**  
 Status: **Closed**  
 Address: **101 South Madison**



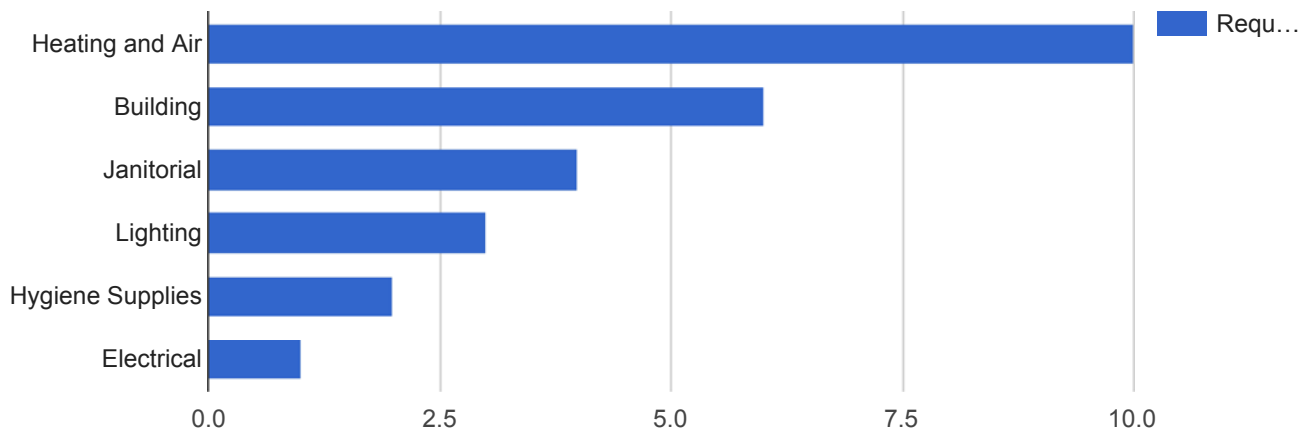
Request Type	Requests	Percent
Heating and Air	23	42.6%
Ice Plant	15	27.8%
Building	5	9.3%
Lighting	4	7.4%
Plumbing	3	5.6%
Furniture	3	5.6%
Electrical	1	1.9%

# Facilities Closed Work Orders - City Hall

**APPLIED FILTERS**



Date range: **Dec 1, 2017 - Dec 31, 2017**  
 Department: **Facilities**  
 Keyword: **All**  
 Request Type: **All**  
 Status: **Closed**  
 Address: **109 East Olive**



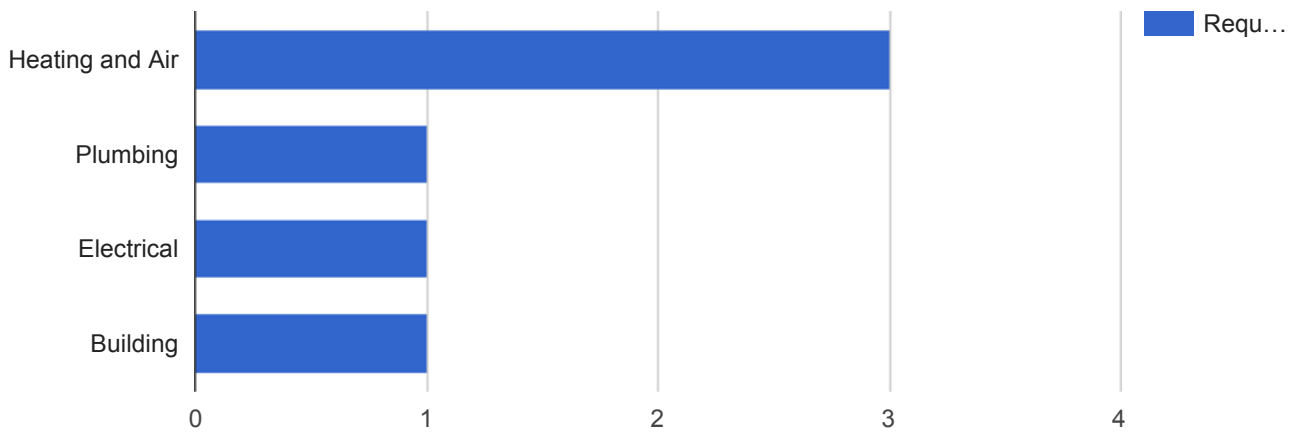
Request Type	Requests	Percent
Heating and Air	10	38.5%
Building	6	23.1%
Janitorial	4	15.4%
Lighting	3	11.5%
Hygiene Supplies	2	7.7%
Electrical	1	3.8%

# Facilities Closed Work Orders - Police

**APPLIED FILTERS**



Date range: **Dec 1, 2017 - Dec 31, 2017**  
 Department: **Facilities**  
 Keyword: **All**  
 Request Type: **All**  
 Status: **Closed**  
 Address: **305 South East**



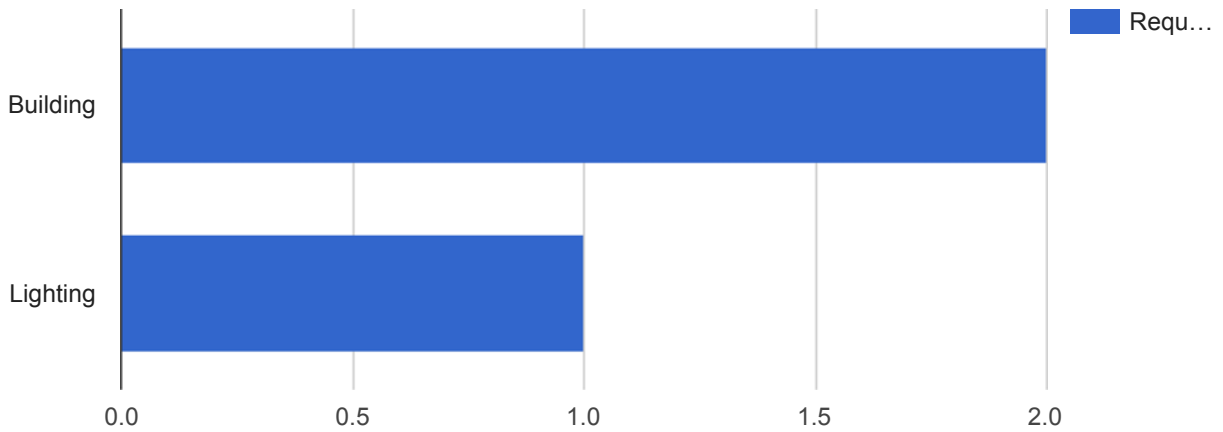
Request Type	Requests	Percent
Heating and Air	3	50.0%
Plumbing	1	16.7%
Electrical	1	16.7%
Building	1	16.7%

# Facilities Closed Work Orders - Public Works

**APPLIED FILTERS**



Date range: **Dec 1, 2017 - Dec 31, 2017**  
 Department: **Facilities**  
 Keyword: **All**  
 Request Type: **All**  
 Status: **Closed**  
 Address: **401 1/2 South East, 401 South East, 336 South Main**



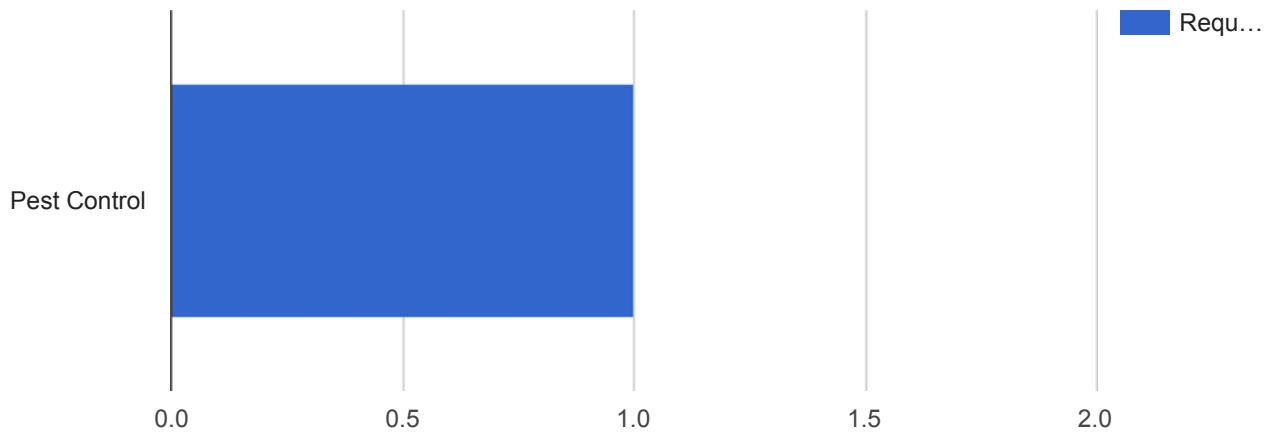
Request Type	Requests	Percent
Building	2	66.7%
Lighting	1	33.3%

# Facilities Closed Work Orders - Records Storage

## APPLIED FILTERS



Date range: **Dec 1, 2017 - Dec 31, 2017**  
Department: **Facilities**  
Keyword: **All**  
Request Type: **All**  
Status: **Closed**  
Address: **301 East Jackson Street**



Request Type	Requests
Pest Control	1

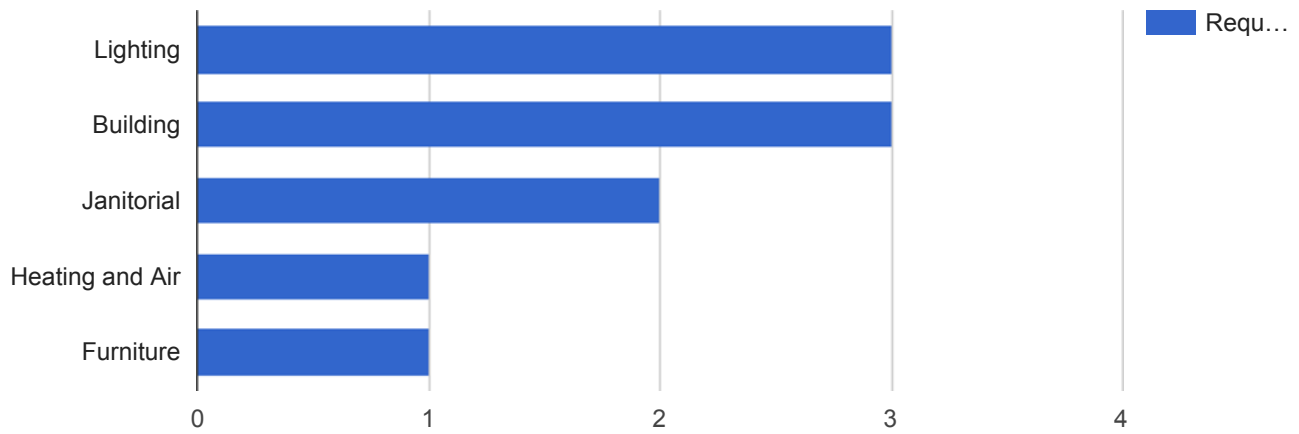
Percent
100.0%

# Facilities Closed Work Orders - Lincoln Garage

**APPLIED FILTERS**



Date range: **Dec 1, 2017 - Dec 31, 2017**  
 Department: **Facilities**  
 Keyword: **All**  
 Request Type: **All**  
 Status: **Closed**  
 Address: **101 East Front**



Request Type	Requests	Percent
Lighting	3	30.0%
Building	3	30.0%
Janitorial	2	20.0%
Heating and Air	1	10.0%
Furniture	1	10.0%

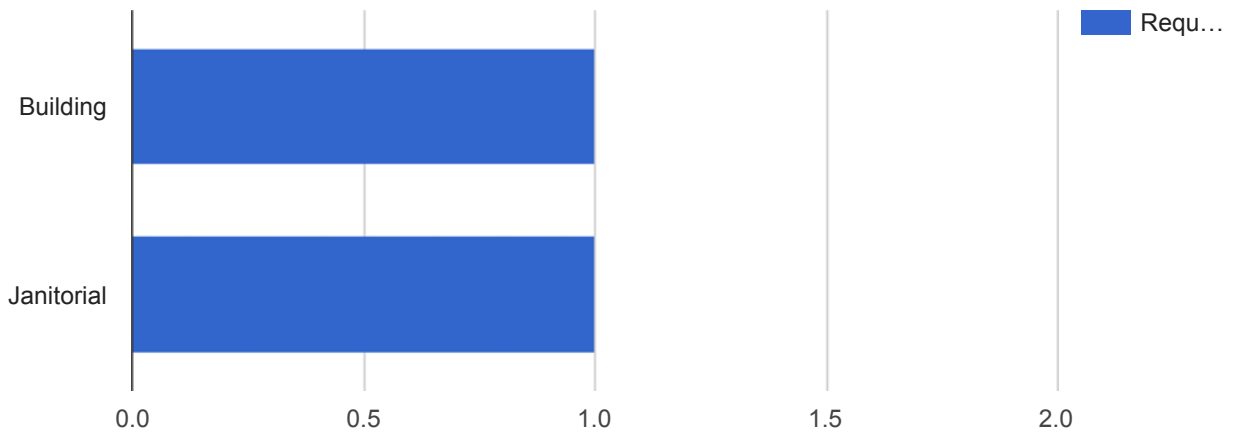


# Facilities Closed Work Orders - Market Garage

**APPLIED FILTERS**



Date range: **Dec 1, 2017 - Dec 31, 2017**  
 Department: **Facilities**  
 Keyword: **All**  
 Request Type: **All**  
 Status: **Closed**  
 Address: **400 North Center**



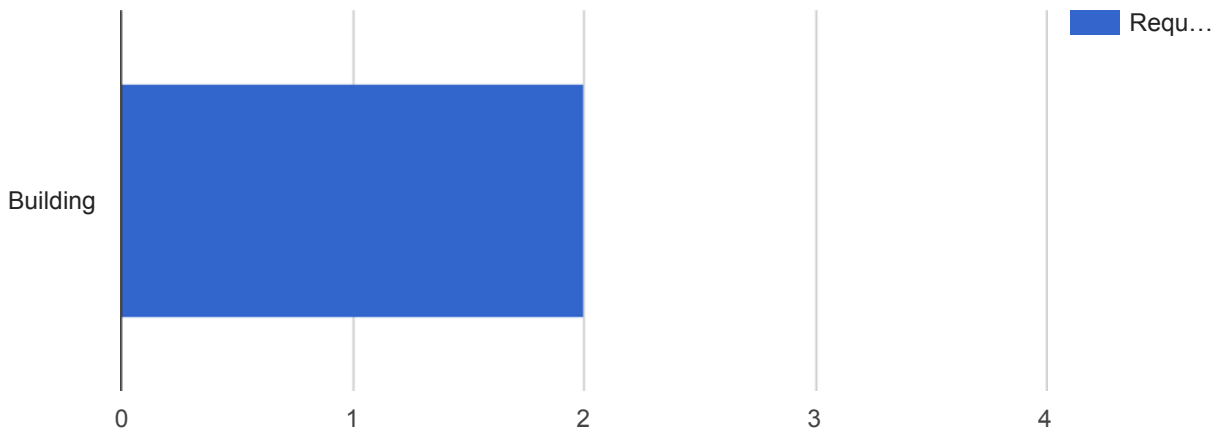
Request Type	Requests	Percent
Building	1	50.0%
Janitorial	1	50.0%

# Facilities Closed Work Orders - Pepsi Ice Garage

**APPLIED FILTERS**



Date range: **Dec 1, 2017 - Dec 31, 2017**  
 Department: **Facilities**  
 Keyword: **All**  
 Request Type: **All**  
 Status: **Closed**  
 Address: **205 South Roosevelt**



Request Type	Requests
Building	2

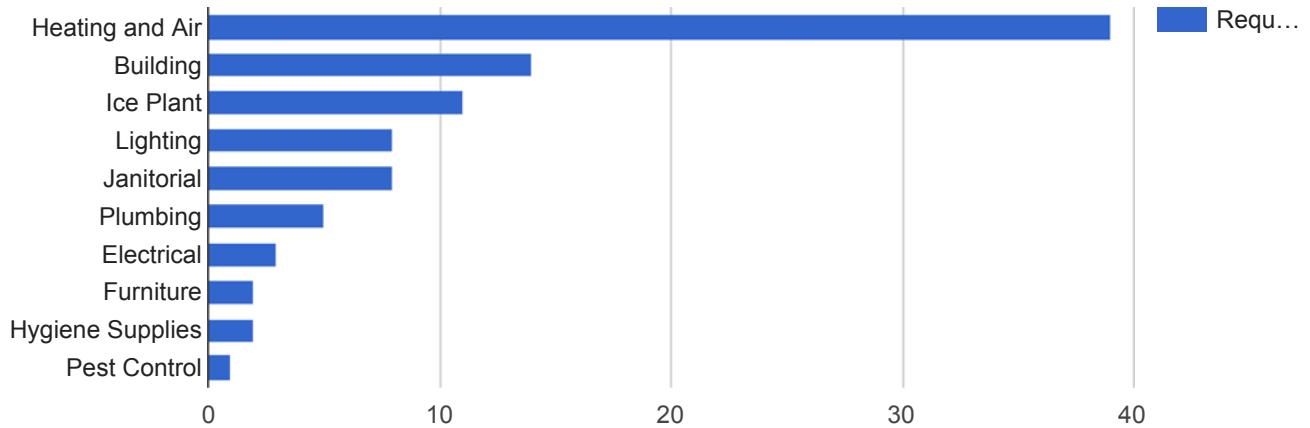
Percent
100.0%

# Facilities Closed Work Orders by Type

**APPLIED FILTERS**



Date range: **Dec 1, 2017 - Dec 31, 2017**  
 Department: **Facilities**  
 Request Type: **All**  
 Status: **Closed**  
 Service Type: **Custodial, Maintenance, Repair**  
 Building: **All**



Request Type	Requests	Percent
Heating and Air	39	41.9%
Building	14	15.1%
Ice Plant	11	11.8%
Lighting	8	8.6%
Janitorial	8	8.6%
Plumbing	5	5.4%
Electrical	3	3.2%
Furniture	2	2.2%
Hygiene Supplies	2	2.2%
Pest Control	1	1.1%