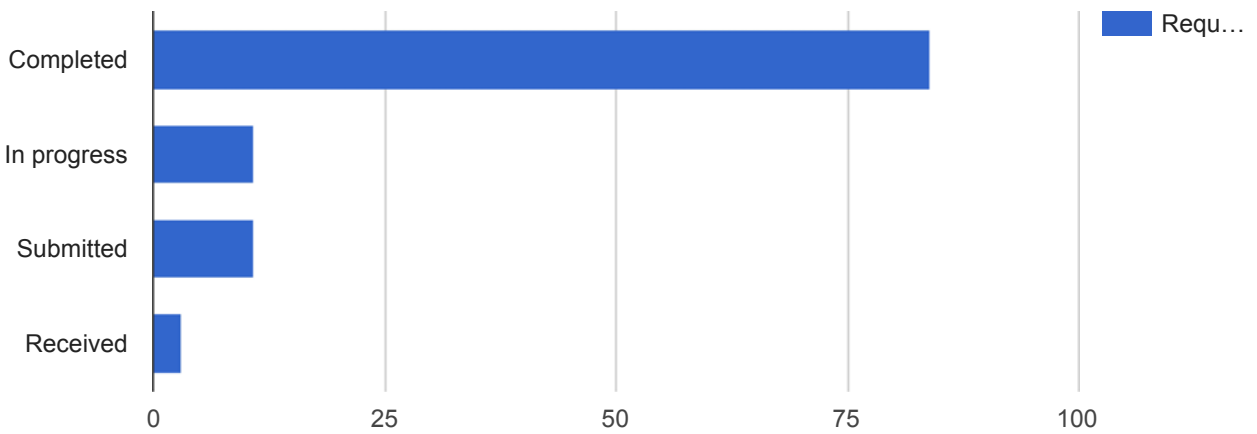


Facilities Monthly Work Order Summary

APPLIED FILTERS



Date range: **Oct 1, 2017 - Oct 31, 2017**
 Department: **Facilities**
 Keyword: **All**
 Request Type: **All**
 Status: **All**
 Service Type: **All**



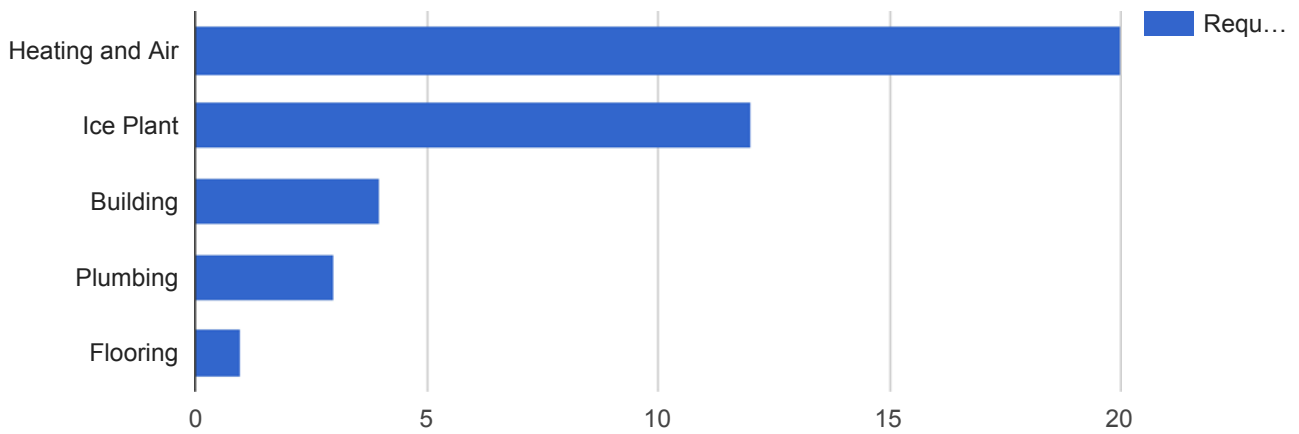
Status	Requests	Percent
Completed	84	77.1%
In progress	11	10.1%
Submitted	11	10.1%
Received	3	2.8%

Facilities Closed Work Orders - Arena

APPLIED FILTERS



Date range: **Oct 1, 2017 - Oct 31, 2017**
 Department: **Facilities**
 Keyword: **All**
 Request Type: **All**
 Status: **Closed**
 Address: **101 South Madison**



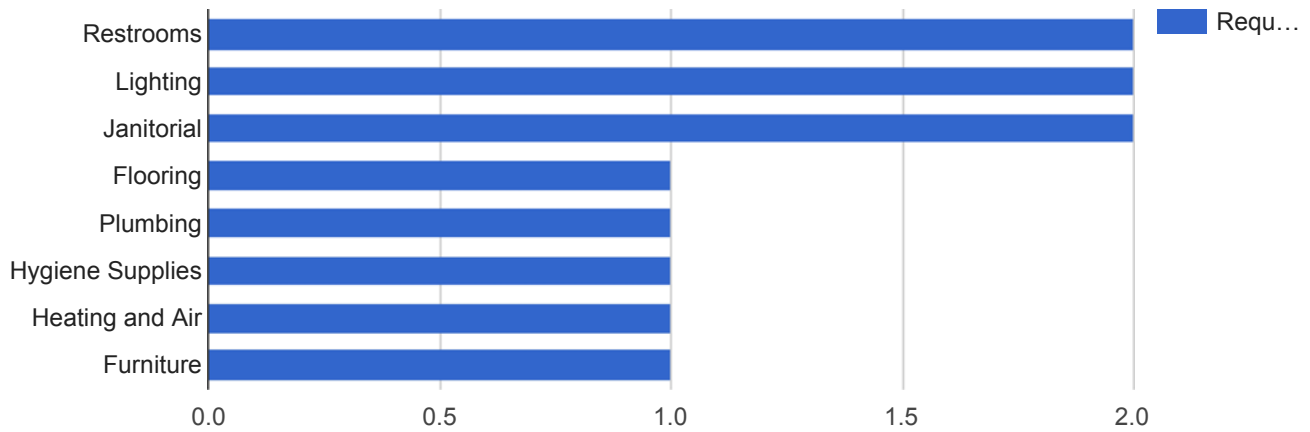
Request Type	Requests	Percent
Heating and Air	20	50.0%
Ice Plant	12	30.0%
Building	4	10.0%
Plumbing	3	7.5%
Flooring	1	2.5%

Facilities Closed Work Orders - City Hall

APPLIED FILTERS



Date range: **Oct 1, 2017 - Oct 31, 2017**
 Department: **Facilities**
 Keyword: **All**
 Request Type: **All**
 Status: **Closed**
 Address: **109 East Olive**



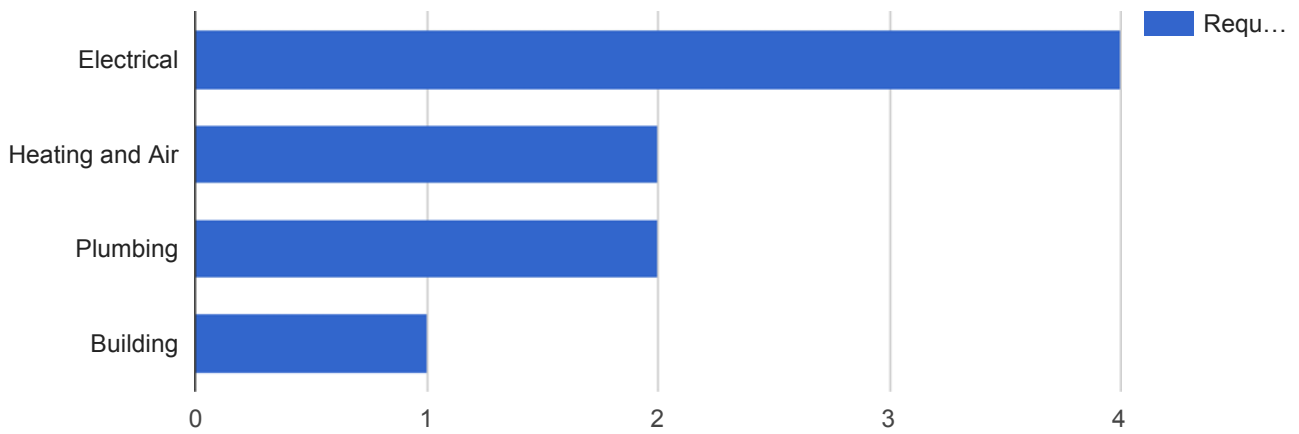
Request Type	Requests	Percent
Restrooms	2	18.2%
Lighting	2	18.2%
Janitorial	2	18.2%
Flooring	1	9.1%
Plumbing	1	9.1%
Hygiene Supplies	1	9.1%
Heating and Air	1	9.1%
Furniture	1	9.1%

Facilities Closed Work Orders - Police

APPLIED FILTERS



Date range: **Oct 1, 2017 - Oct 31, 2017**
 Department: **Facilities**
 Keyword: **All**
 Request Type: **All**
 Status: **Closed**
 Address: **305 South East**



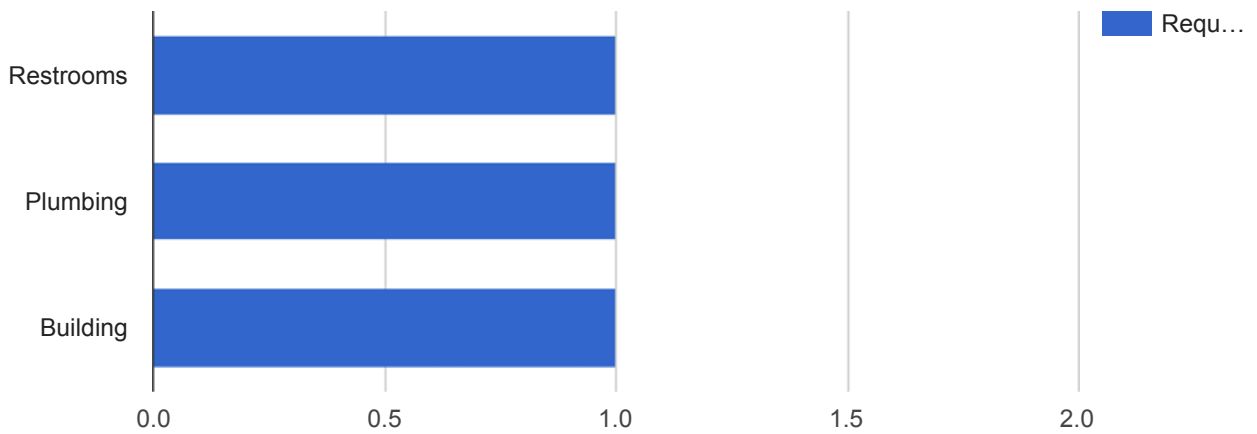
Request Type	Requests	Percent
Electrical	4	44.4%
Heating and Air	2	22.2%
Plumbing	2	22.2%
Building	1	11.1%

Facilities Closed Work Orders - Public Works

APPLIED FILTERS



Date range: **Oct 1, 2017 - Oct 31, 2017**
 Department: **Facilities**
 Keyword: **All**
 Request Type: **All**
 Status: **Closed**
 Address: **401 1/2 South East, 401 South East, 336 South Main**



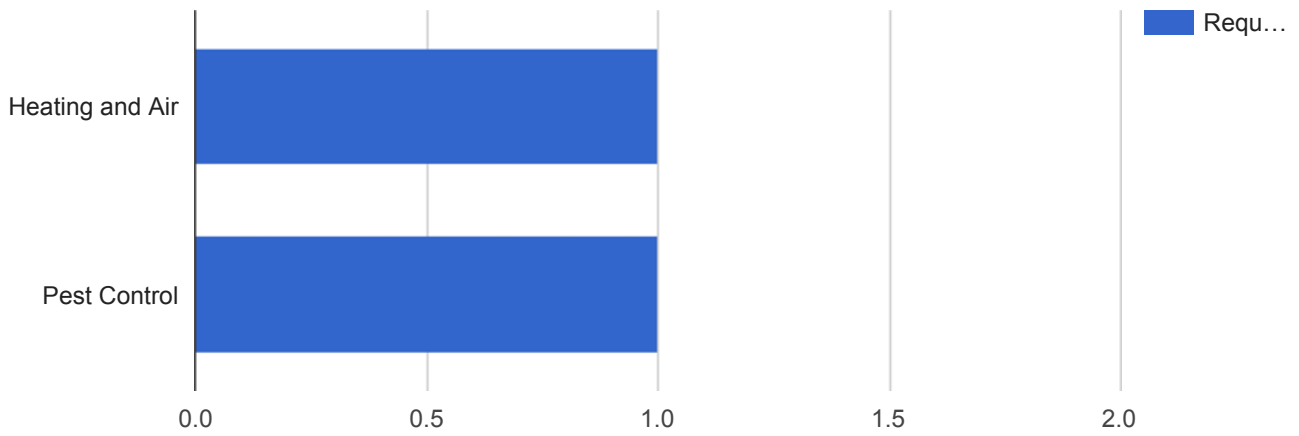
Request Type	Requests	Percent
Restrooms	1	33.3%
Plumbing	1	33.3%
Building	1	33.3%

Facilities Closed Work Orders - Records Storage

APPLIED FILTERS



Date range: **Oct 1, 2017 - Oct 31, 2017**
 Department: **Facilities**
 Keyword: **All**
 Request Type: **All**
 Status: **Closed**
 Address: **301 East Jackson Street**



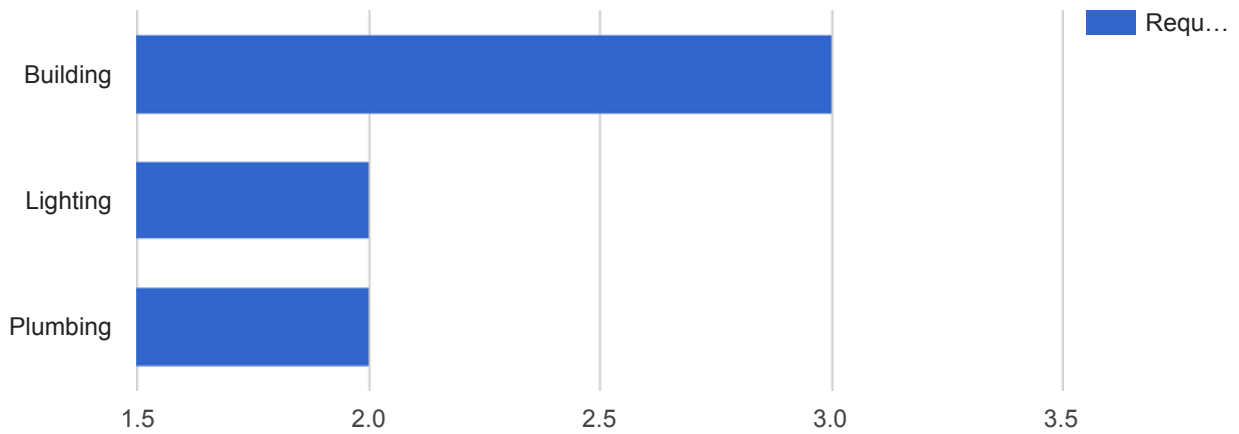
Request Type	Requests	Percent
Heating and Air	1	50.0%
Pest Control	1	50.0%

Facilities Closed Work Orders - Lincoln Garage

APPLIED FILTERS



Date range: **Oct 1, 2017 - Oct 31, 2017**
 Department: **Facilities**
 Keyword: **All**
 Request Type: **All**
 Status: **Closed**
 Address: **101 East Front**



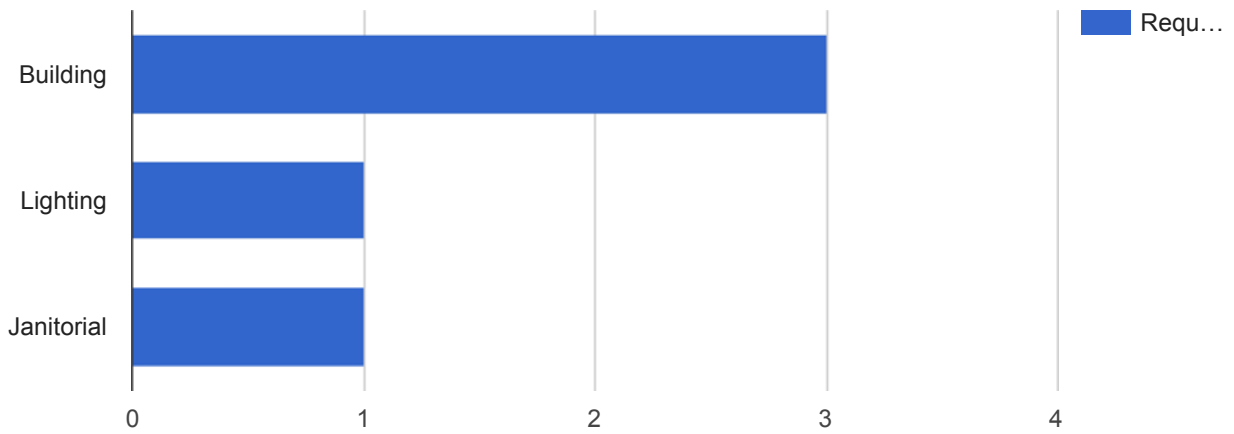
Request Type	Requests	Percent
Building	3	42.9%
Lighting	2	28.6%
Plumbing	2	28.6%

Facilities Closed Work Orders - Market Garage

APPLIED FILTERS



Date range: **Oct 1, 2017 - Oct 31, 2017**
 Department: **Facilities**
 Keyword: **All**
 Request Type: **All**
 Status: **Closed**
 Address: **400 North Center**



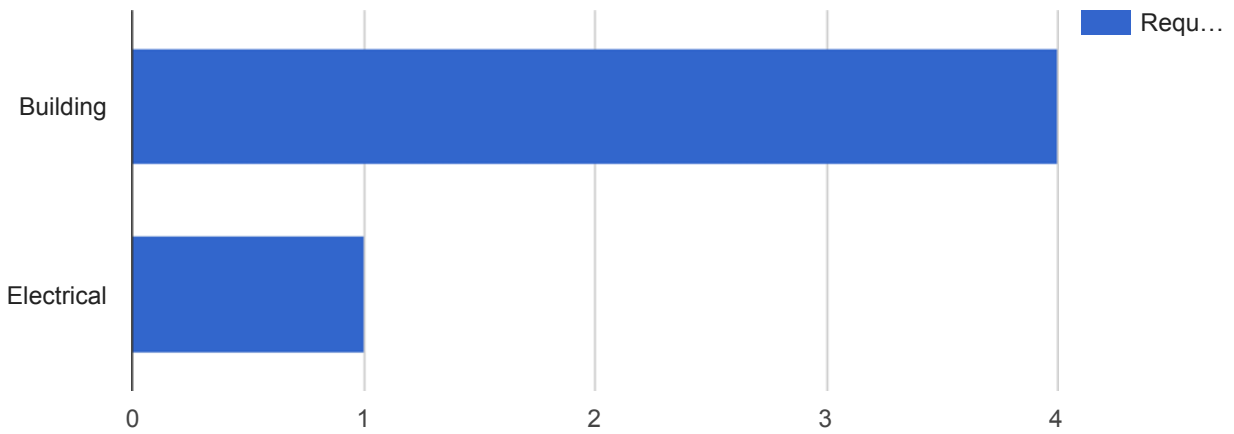
Request Type	Requests	Percent
Building	3	60.0%
Lighting	1	20.0%
Janitorial	1	20.0%

Facilities Closed Work Orders - Pepsi Ice Garage

APPLIED FILTERS



Date range: **Oct 1, 2017 - Oct 31, 2017**
 Department: **Facilities**
 Keyword: **All**
 Request Type: **All**
 Status: **Closed**
 Address: **205 South Roosevelt**



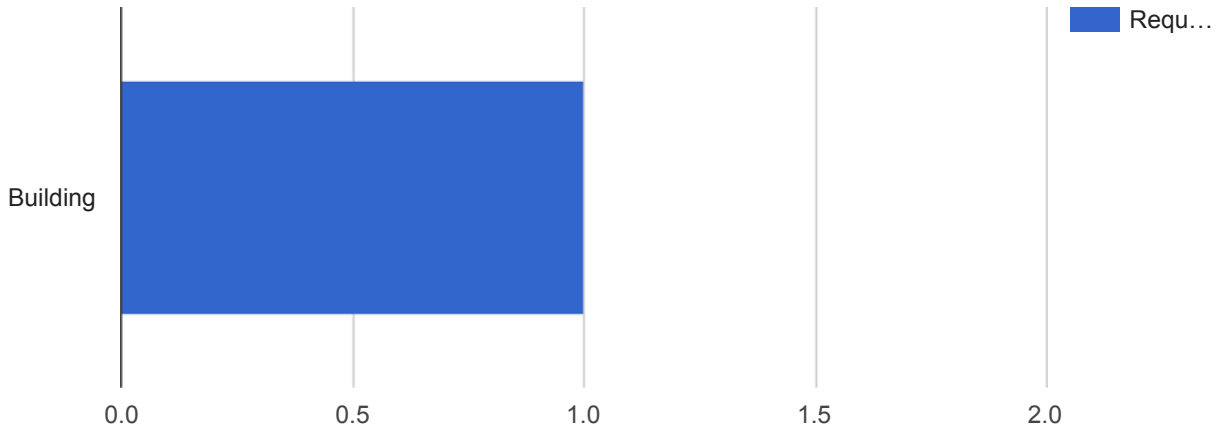
Request Type	Requests	Percent
Building	4	80.0%
Electrical	1	20.0%

Facilities Closed Work Orders - Butler Lot

APPLIED FILTERS



Status: **Closed**
 Address: **301 West Front Street**
 Date range: **Oct 1, 2017 - Oct 31, 2017**
 Department: **Facilities**
 Keyword: **All**
 Request Type: **All**



Request Type	Requests
Building	1

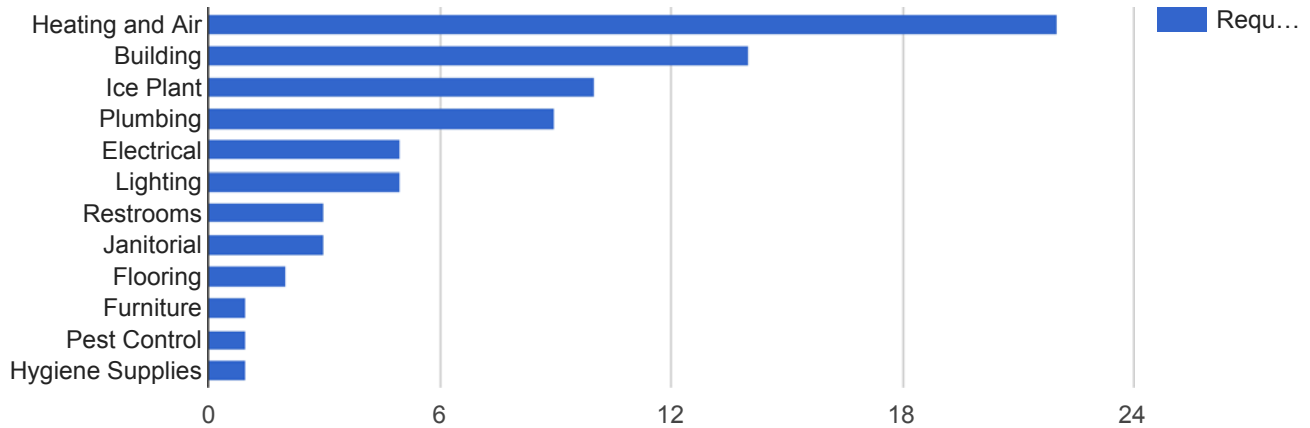
Percent
100.0%

Facilities Closed Work Orders by Type

APPLIED FILTERS



Date range: **Oct 1, 2017 - Oct 31, 2017**
 Department: **Facilities**
 Request Type: **All**
 Status: **Closed**
 Service Type: **Custodial, Maintenance, Repair**
 Building: **All**



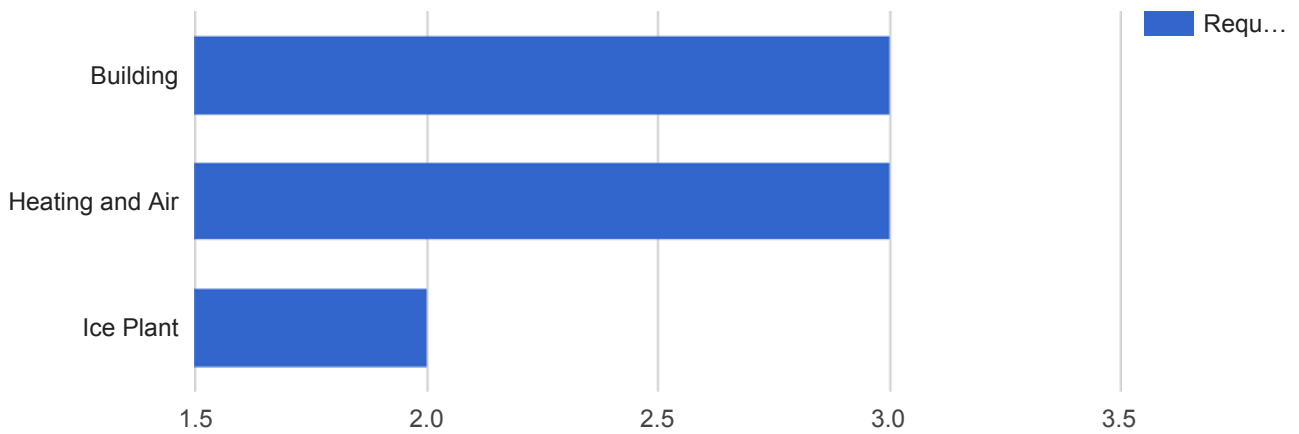
Request Type	Requests	Percent
Heating and Air	22	28.9%
Building	14	18.4%
Ice Plant	10	13.2%
Plumbing	9	11.8%
Electrical	5	6.6%
Lighting	5	6.6%
Restrooms	3	3.9%
Janitorial	3	3.9%
Flooring	2	2.6%
Furniture	1	1.3%
Pest Control	1	1.3%
Hygiene Supplies	1	1.3%

Facilities Closed Projects by Type

APPLIED FILTERS



Date range: **Oct 1, 2017 - Oct 31, 2017**
 Department: **Facilities**
 Request Type: **All**
 Status: **Closed**
 Service Type: **Project**
 Building: **All**



Request Type	Requests	Percent
Building	3	37.5%
Heating and Air	3	37.5%
Ice Plant	2	25.0%