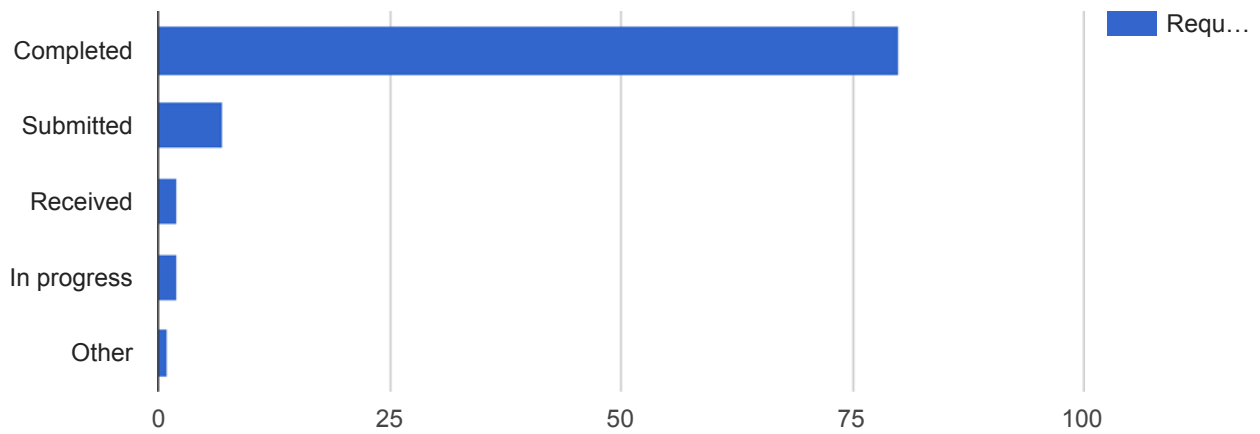


Facilities Monthly Work Order Summary

APPLIED FILTERS



Date range: **Sep 1, 2017 - Sep 30, 2017**
 Department: **Facilities**
 Keyword: **All**
 Request Type: **All**
 Status: **All**
 Service Type: **All**



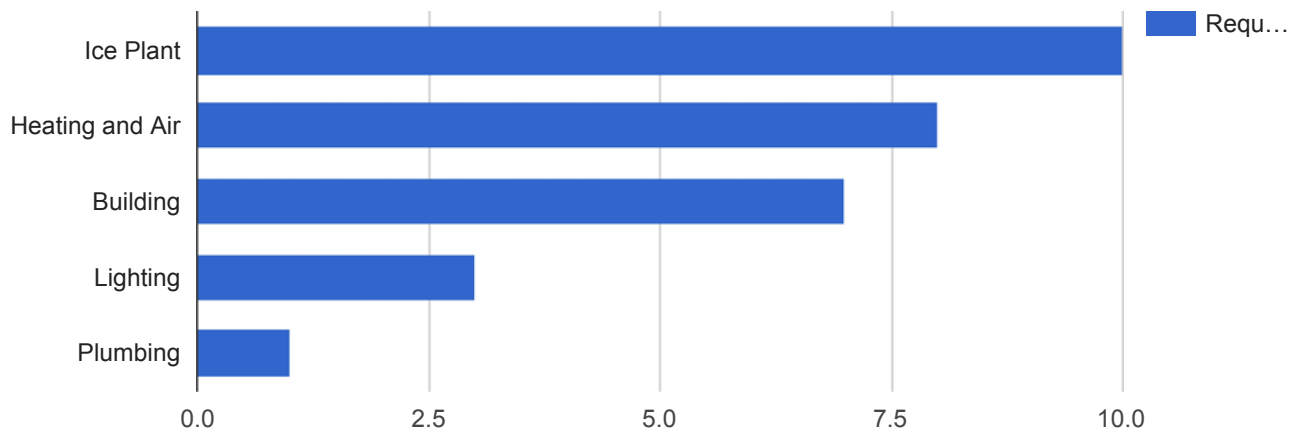
Status	Requests	Percent
Completed	80	87.0%
Submitted	7	7.6%
Received	2	2.2%
In progress	2	2.2%
Other	1	1.1%

Facilities Closed Work Orders - Arena

APPLIED FILTERS



Date range: **Sep 1, 2017 - Sep 30, 2017**
 Department: **Facilities**
 Keyword: **All**
 Request Type: **All**
 Status: **Closed**
 Address: **101 South Madison**



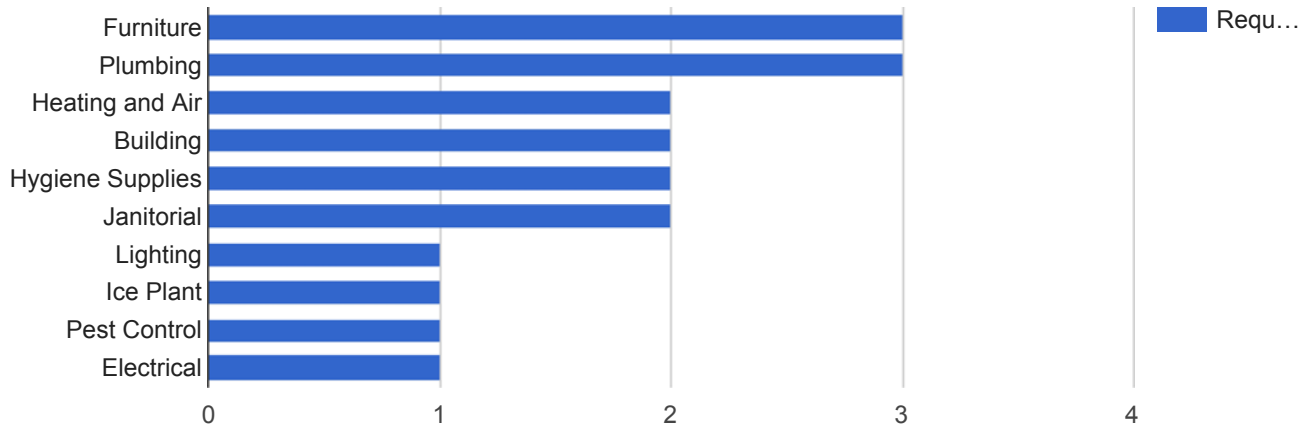
Request Type	Requests	Percent
Ice Plant	10	34.5%
Heating and Air	8	27.6%
Building	7	24.1%
Lighting	3	10.3%
Plumbing	1	3.4%

Facilities Closed Work Orders - City Hall

APPLIED FILTERS



Date range: **Sep 1, 2017 - Sep 30, 2017**
 Department: **Facilities**
 Keyword: **All**
 Request Type: **All**
 Status: **Closed**
 Address: **109 East Olive**



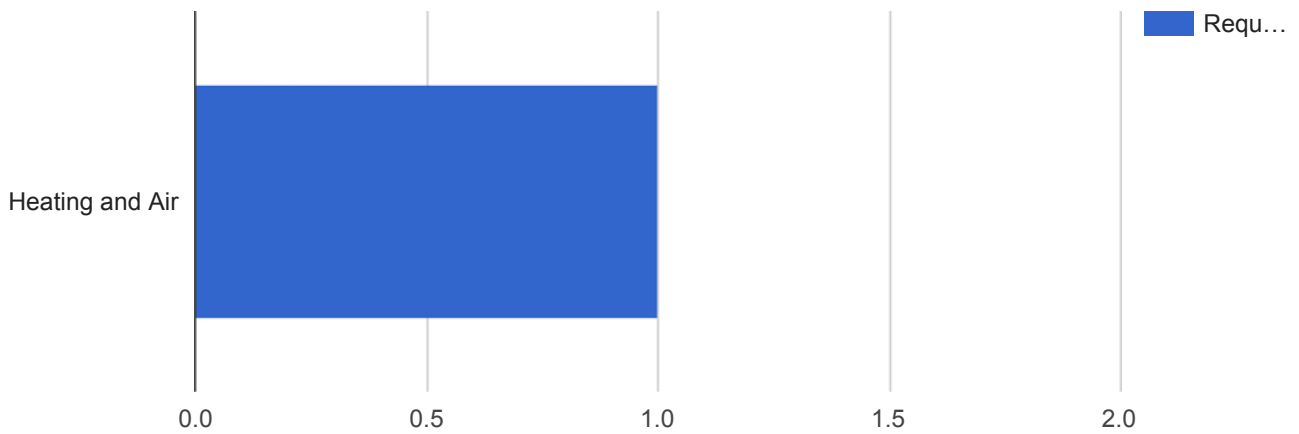
Request Type	Requests	Percent
Furniture	3	16.7%
Plumbing	3	16.7%
Heating and Air	2	11.1%
Building	2	11.1%
Hygiene Supplies	2	11.1%
Janitorial	2	11.1%
Lighting	1	5.6%
Ice Plant	1	5.6%
Pest Control	1	5.6%
Electrical	1	5.6%

Facilities Closed Work Orders - Police

APPLIED FILTERS



Date range: **Sep 1, 2017 - Sep 30, 2017**
 Department: **Facilities**
 Keyword: **All**
 Request Type: **All**
 Status: **Closed**
 Address: **305 South East**



Request Type	Requests
Heating and Air	1

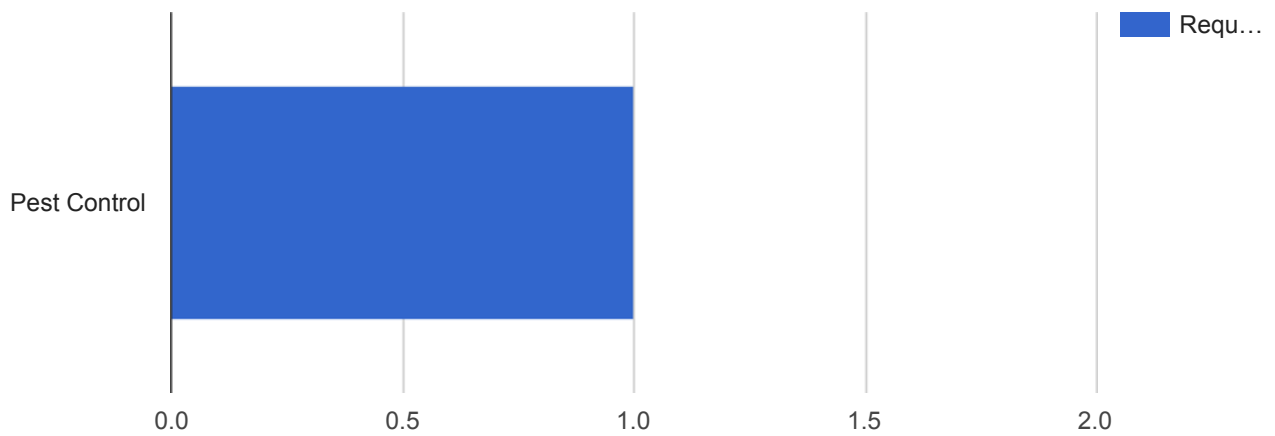
Percent
100.0%

Facilities Closed Work Orders - Records Storage

APPLIED FILTERS



Date range: **Sep 1, 2017 - Sep 30, 2017**
 Department: **Facilities**
 Keyword: **All**
 Request Type: **All**
 Status: **Closed**
 Address: **301 East Jackson Street**



Request Type	Requests
Pest Control	1

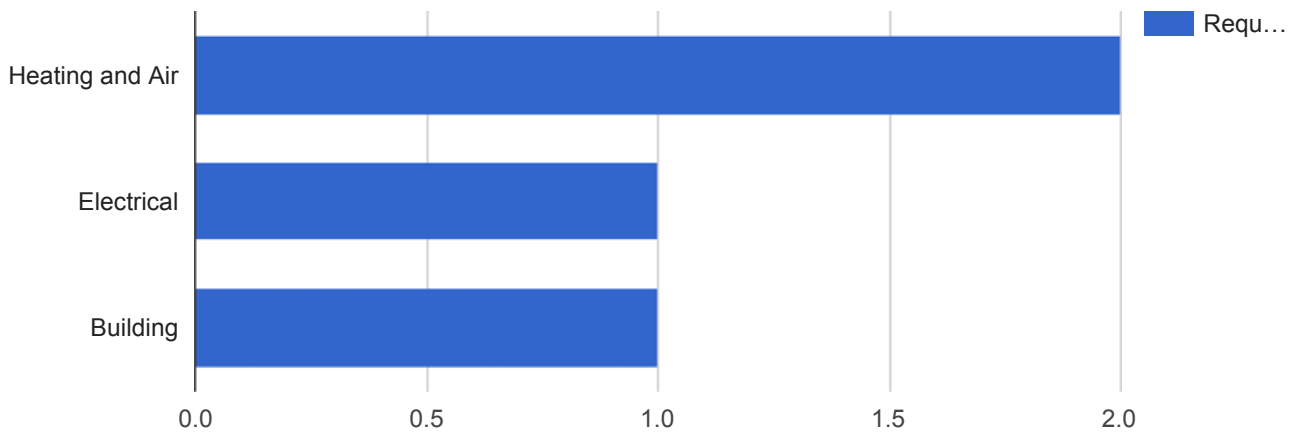
Percent
100.0%

Facilities Closed Work Orders - Public Works

APPLIED FILTERS



Date range: **Sep 1, 2017 - Sep 30, 2017**
 Department: **Facilities**
 Keyword: **All**
 Request Type: **All**
 Status: **Closed**
 Address: **401 1/2 South East, 401 South East, 336 South Main**



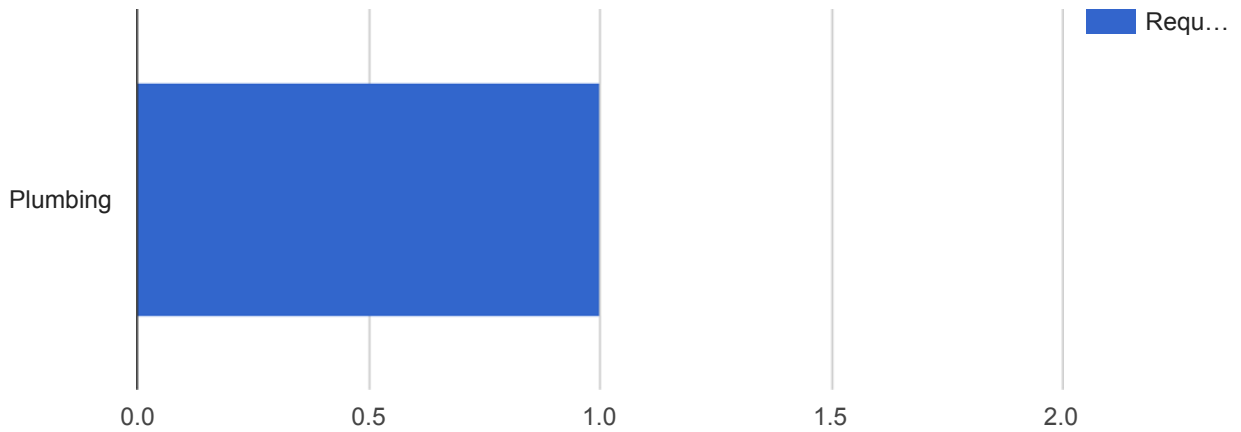
Request Type	Requests	Percent
Heating and Air	2	50.0%
Electrical	1	25.0%
Building	1	25.0%

Facilities Closed Work Orders - BCPA

APPLIED FILTERS



Date range: **Sep 1, 2017 - Sep 30, 2017**
 Department: **Facilities**
 Keyword: **All**
 Request Type: **All**
 Status: **Closed**
 Address: **600 North East Street**



Request Type	Requests
Plumbing	1

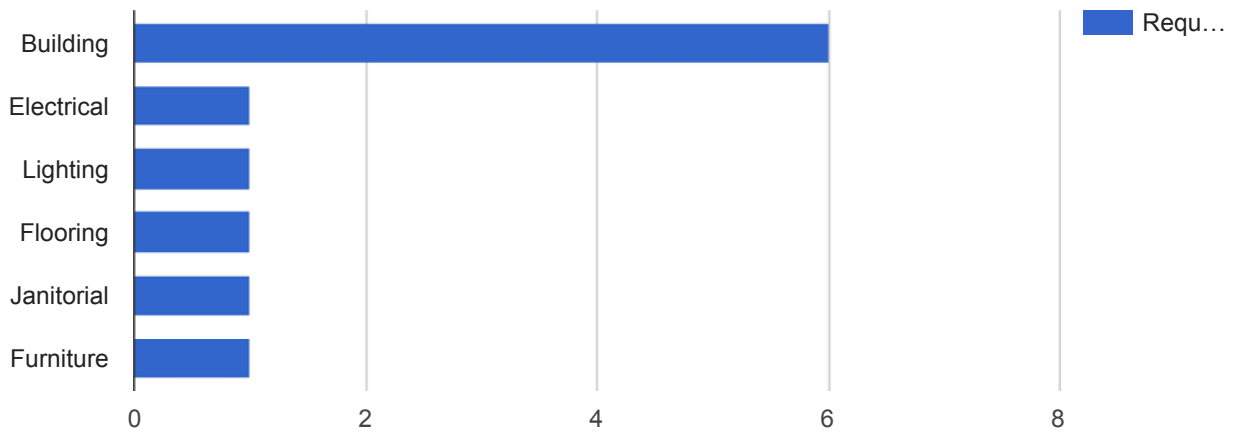
Percent
100.0%

Facilities Closed Work Orders - Lincoln Garage

APPLIED FILTERS



Date range: **Sep 1, 2017 - Sep 30, 2017**
 Department: **Facilities**
 Keyword: **All**
 Request Type: **All**
 Status: **Closed**
 Address: **101 East Front**



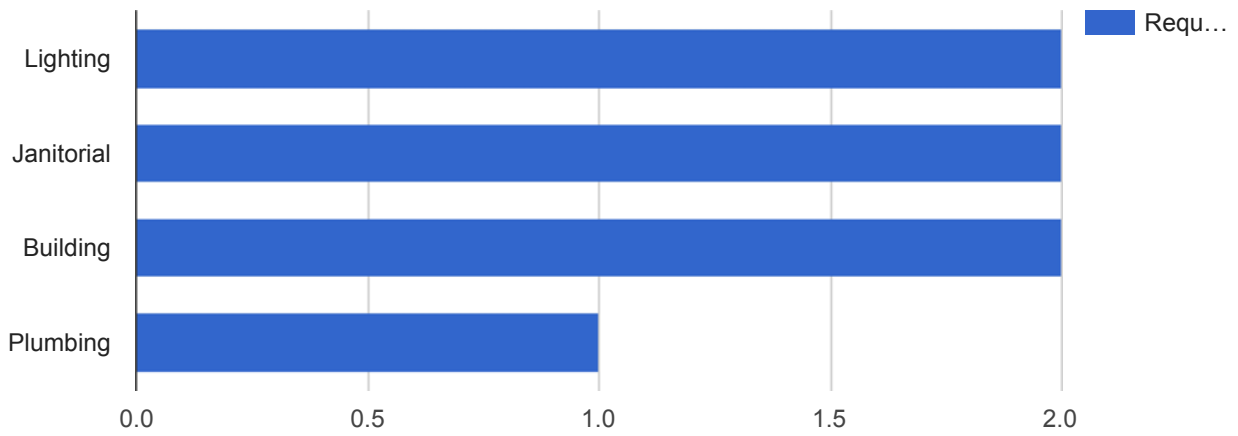
Request Type	Requests	Percent
Building	6	54.5%
Electrical	1	9.1%
Lighting	1	9.1%
Flooring	1	9.1%
Janitorial	1	9.1%
Furniture	1	9.1%

Facilities Closed Work Orders - Market Garage

APPLIED FILTERS



Date range: **Sep 1, 2017 - Sep 30, 2017**
 Department: **Facilities**
 Keyword: **All**
 Request Type: **All**
 Status: **Closed**
 Address: **400 North Center**



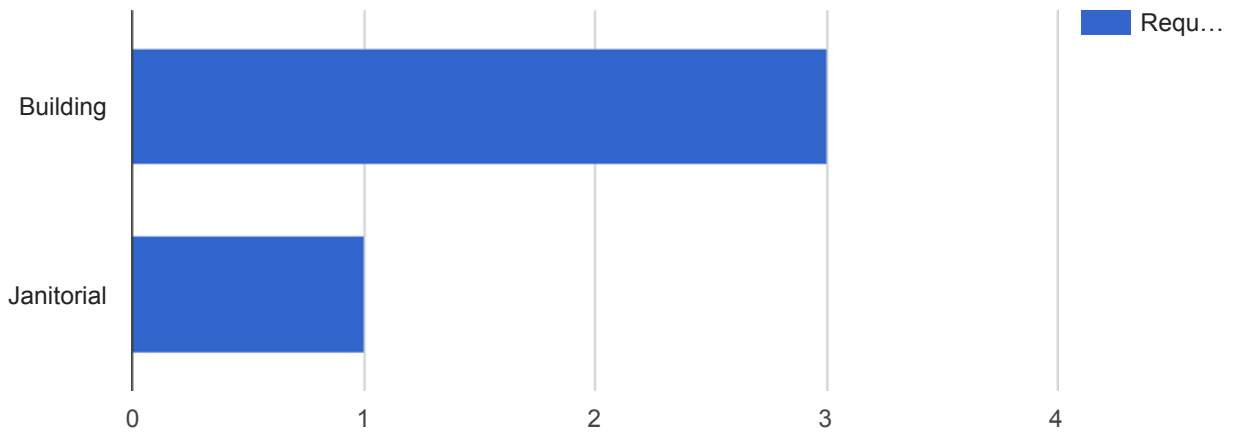
Request Type	Requests	Percent
Lighting	2	28.6%
Janitorial	2	28.6%
Building	2	28.6%
Plumbing	1	14.3%

Facilities Closed Work Orders - Pepsi Ice Garage

APPLIED FILTERS



Date range: **Sep 1, 2017 - Sep 30, 2017**
 Department: **Facilities**
 Keyword: **All**
 Request Type: **All**
 Status: **Closed**
 Address: **205 South Roosevelt**



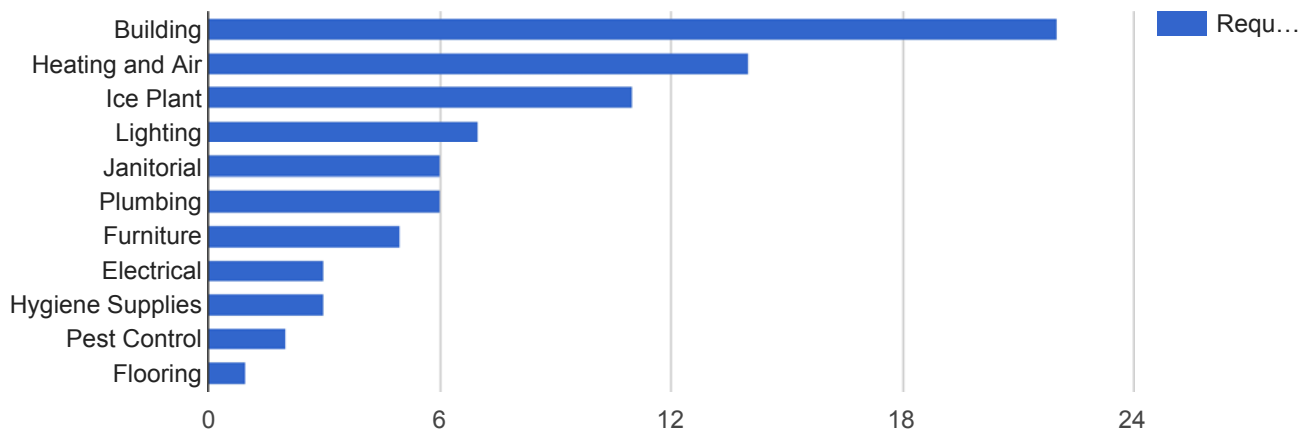
Request Type	Requests	Percent
Building	3	75.0%
Janitorial	1	25.0%

Facilities Closed Work Orders by Type

APPLIED FILTERS



Date range: **Sep 1, 2017 - Sep 30, 2017**
 Department: **Facilities**
 Keyword: **All**
 Request Type: **All**
 Status: **Completed**



Request Type	Requests	Percent
Building	22	27.5%
Heating and Air	14	17.5%
Ice Plant	11	13.8%
Lighting	7	8.8%
Janitorial	6	7.5%
Plumbing	6	7.5%
Furniture	5	6.3%
Electrical	3	3.8%
Hygiene Supplies	3	3.8%
Pest Control	2	2.5%
Flooring	1	1.3%