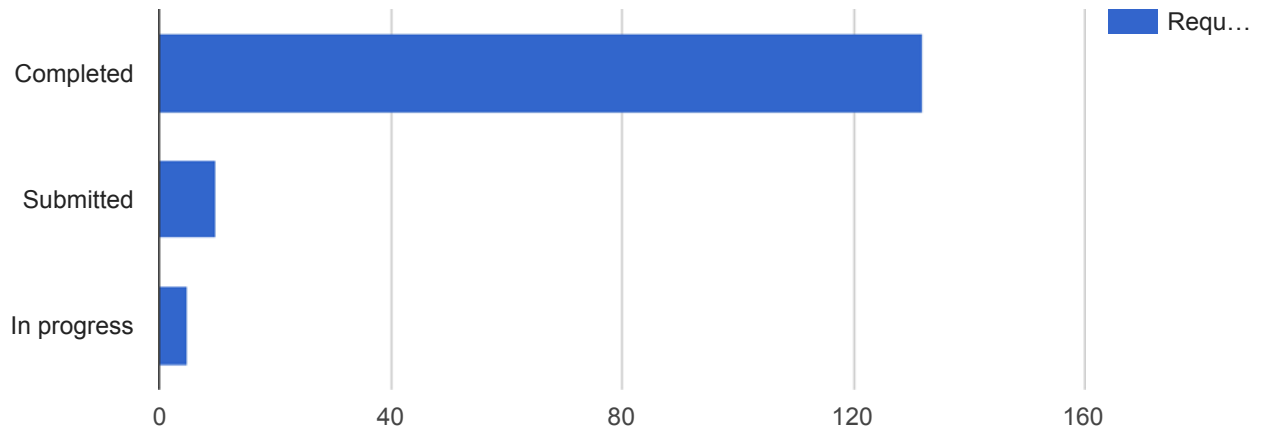


Facilities Monthly Work Order Summary

APPLIED FILTERS



Date range: **Aug 1, 2017 - Aug 31, 2017**
 Department: **Facilities**
 Keyword: **All**
 Request Type: **All**
 Status: **All**
 Service Type: **All**



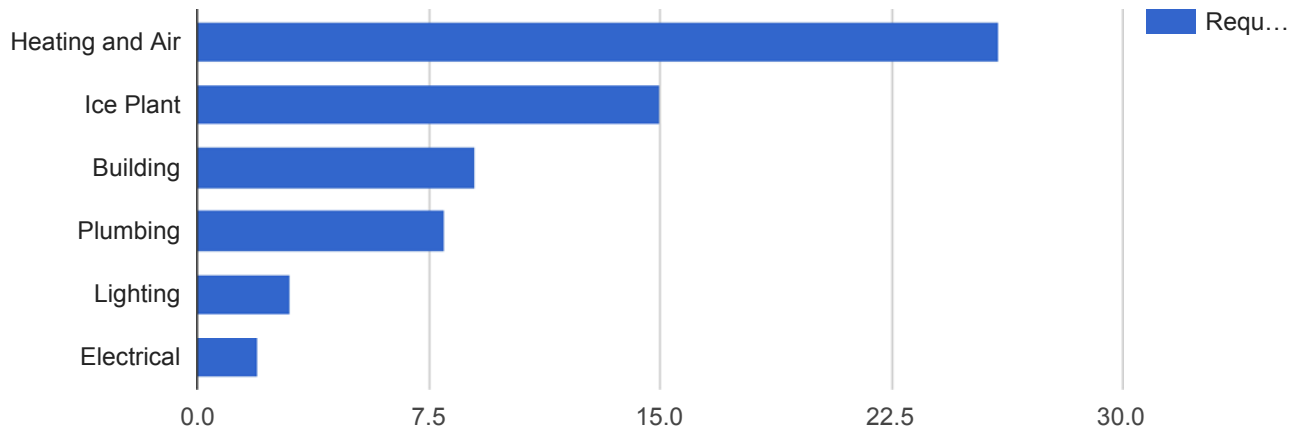
Status	Requests	Percent
Completed	132	89.8%
Submitted	10	6.8%
In progress	5	3.4%

Facilities Closed Work Orders - Arena

APPLIED FILTERS



Date range: **Aug 1, 2017 - Aug 31, 2017**
 Department: **Facilities**
 Keyword: **All**
 Request Type: **All**
 Status: **Closed**
 Address: **101 South Madison**



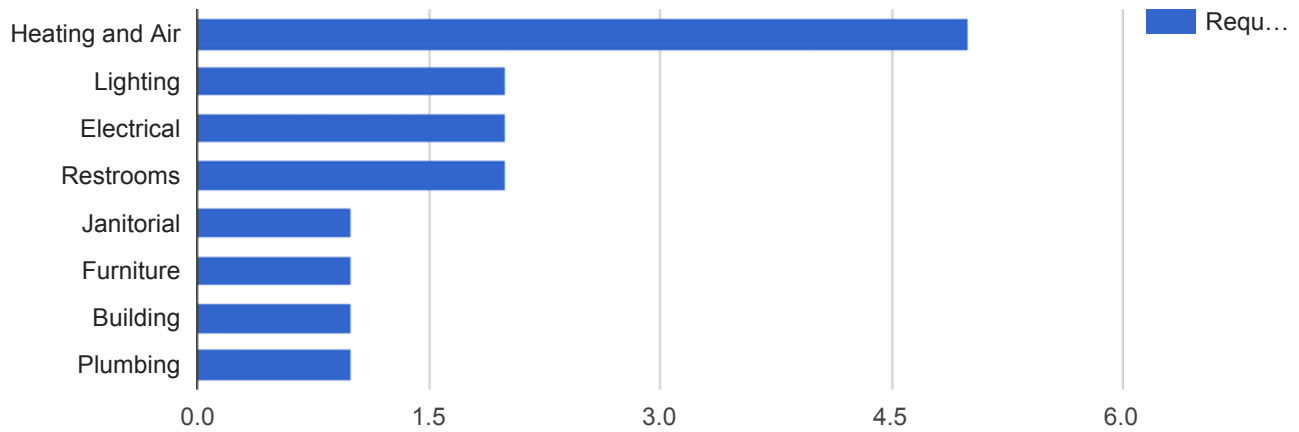
Request Type	Requests	Percent
Heating and Air	26	41.3%
Ice Plant	15	23.8%
Building	9	14.3%
Plumbing	8	12.7%
Lighting	3	4.8%
Electrical	2	3.2%

Facilities Closed Work Orders - City Hall

APPLIED FILTERS



Date range: **Aug 1, 2017 - Aug 31, 2017**
 Department: **Facilities**
 Keyword: **All**
 Request Type: **All**
 Status: **Closed**
 Address: **109 East Olive**



Request Type	Requests	Percent
Heating and Air	5	33.3%
Lighting	2	13.3%
Electrical	2	13.3%
Restrooms	2	13.3%
Janitorial	1	6.7%
Furniture	1	6.7%
Building	1	6.7%
Plumbing	1	6.7%

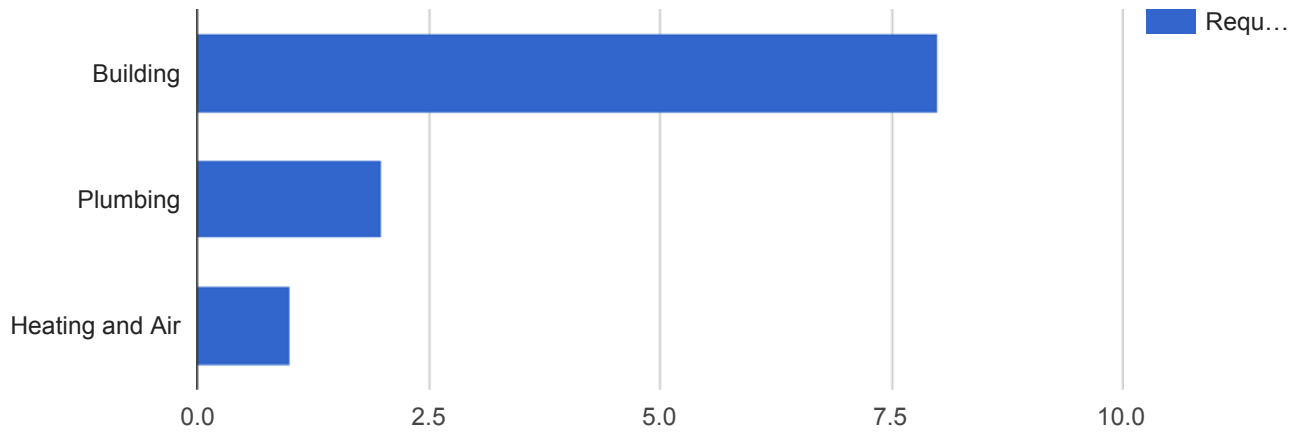
Facilities Closed Work Orders - Police

Facilities Closed Work Orders - Police saved successfully. ✕

APPLIED FILTERS



Date range: **Aug 1, 2017 - Aug 31, 2017**
 Department: **Facilities**
 Keyword: **All**
 Request Type: **All**
 Status: **Closed**
 Address: **305 South East**



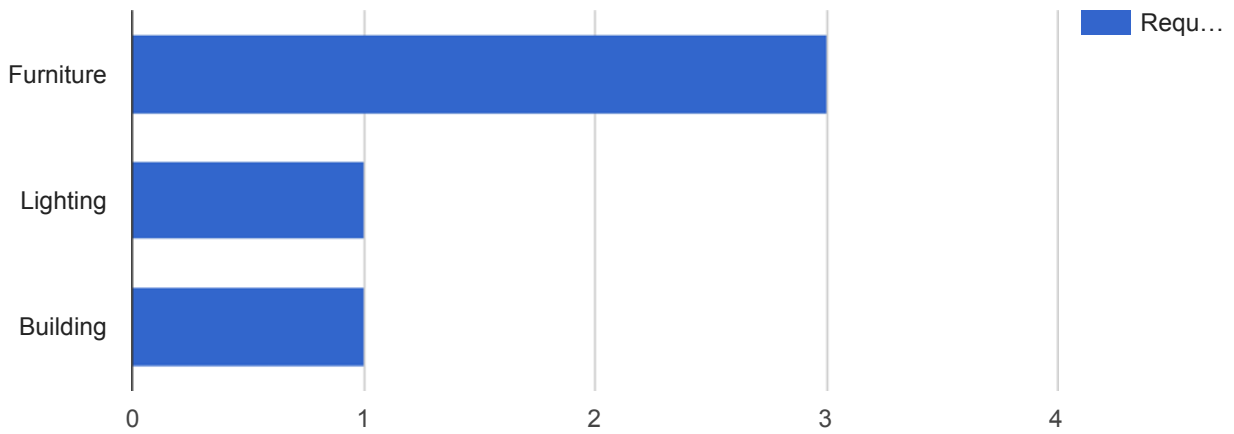
Request Type	Requests	Percent
Building	8	72.7%
Plumbing	2	18.2%
Heating and Air	1	9.1%

Facilities Closed Work Orders - Government Center

APPLIED FILTERS



Date range: **Aug 1, 2017 - Aug 31, 2017**
 Department: **Facilities**
 Keyword: **All**
 Request Type: **All**
 Status: **Closed**
 Address: **115 East Washington**



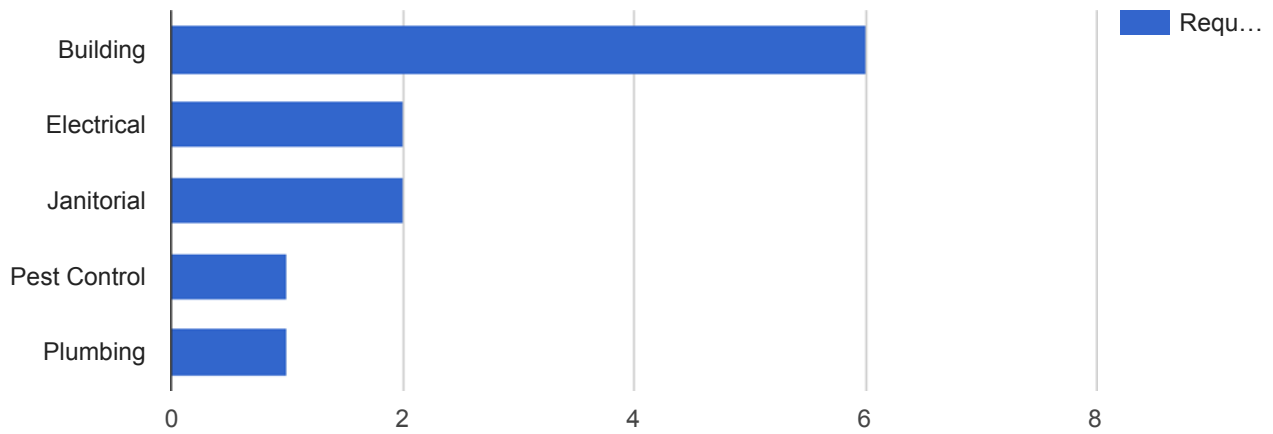
Request Type	Requests	Percent
Furniture	3	60.0%
Lighting	1	20.0%
Building	1	20.0%

Facilities Closed Work Orders - Lincoln Garage

APPLIED FILTERS



Date range: **Aug 1, 2017 - Aug 31, 2017**
 Department: **Facilities**
 Keyword: **All**
 Request Type: **All**
 Status: **Closed**
 Address: **101 East Front**



Request Type	Requests	Percent
Building	6	50.0%
Electrical	2	16.7%
Janitorial	2	16.7%
Pest Control	1	8.3%
Plumbing	1	8.3%

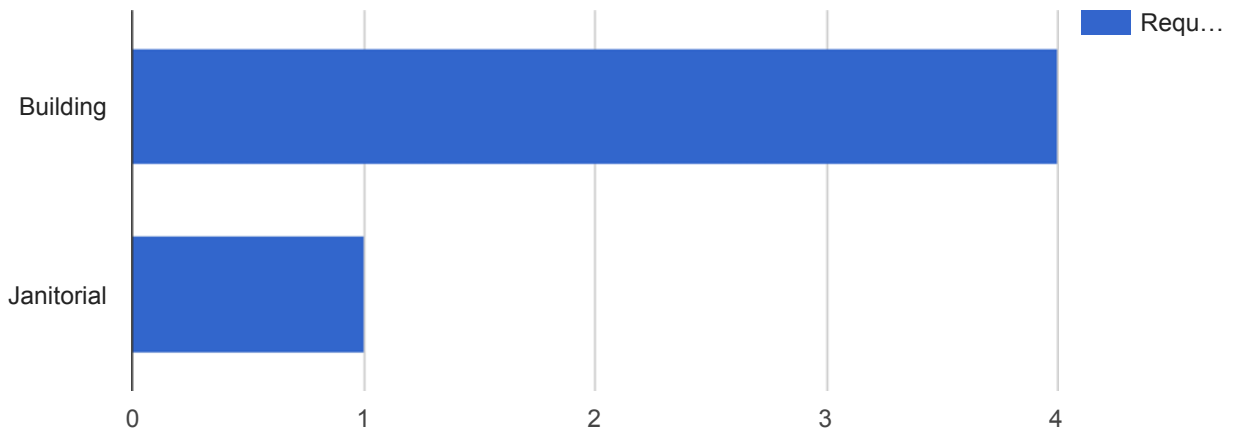
Facilities Closed Work Orders - Market Garage

Facilities Closed Work Orders - Market Garage saved successfully. ✕

APPLIED FILTERS



Date range: **Aug 1, 2017 - Aug 31, 2017**
 Department: **Facilities**
 Keyword: **All**
 Request Type: **All**
 Status: **Closed**
 Address: **400 North Center**



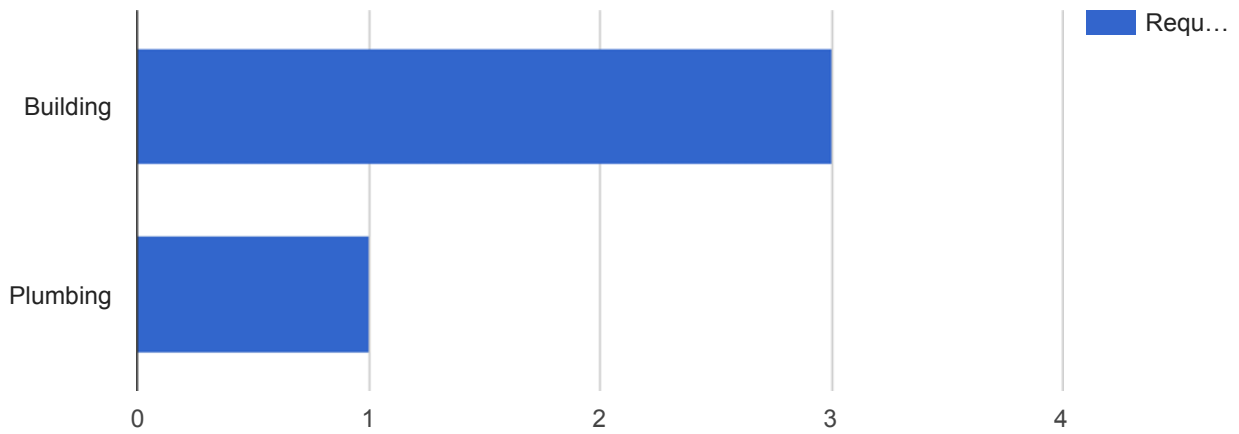
Request Type	Requests	Percent
Building	4	80.0%
Janitorial	1	20.0%

Facilities Closed Work Orders - Pepsi Ice Garage

APPLIED FILTERS



Date range: **Aug 1, 2017 - Aug 31, 2017**
 Department: **Facilities**
 Keyword: **All**
 Request Type: **All**
 Status: **Closed**
 Address: **205 South Roosevelt**



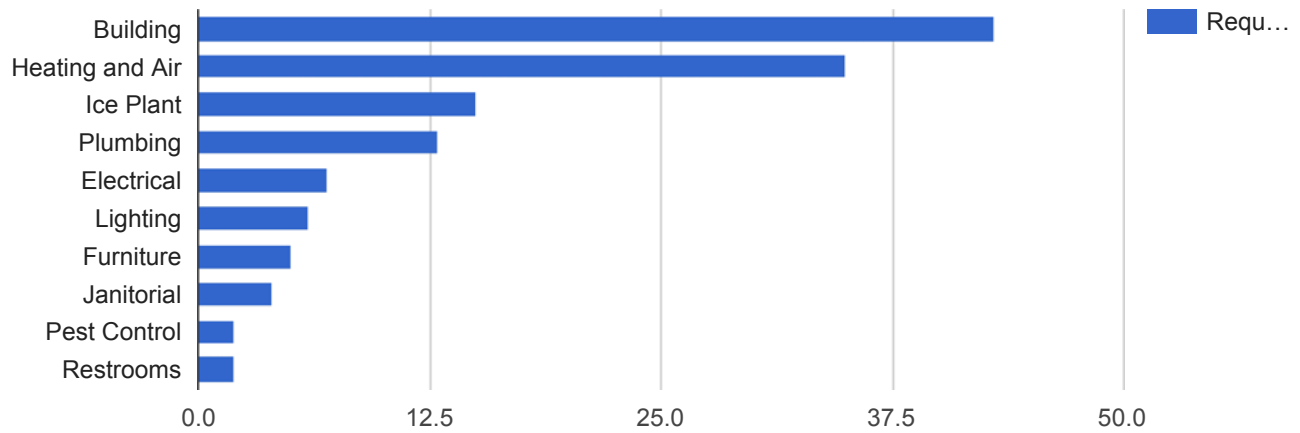
Request Type	Requests	Percent
Building	3	75.0%
Plumbing	1	25.0%

Facilities Closed Work Orders by Type

APPLIED FILTERS



Date range: **Aug 1, 2017 - Aug 31, 2017**
 Department: **Facilities**
 Keyword: **All**
 Request Type: **All**
 Status: **Completed**



Request Type	Requests	Percent
Building	43	32.6%
Heating and Air	35	26.5%
Ice Plant	15	11.4%
Plumbing	13	9.8%
Electrical	7	5.3%
Lighting	6	4.5%
Furniture	5	3.8%
Janitorial	4	3.0%
Pest Control	2	1.5%
Restrooms	2	1.5%