

Charge Type Detail Report (Trip Date)

Period IS 201609 OR -201609; AND Company IS City of Bloomington

	<u>Count</u>	<u>Dollars</u>
City of Bloomington		
ALS Emergency		
BLFD ALS Emergency Base Rate	132.0	97,406.76
Totals For Type: ALS Emergency	132.0	\$ 97,406.76
ALS Emergency II		
BLFD ALS II Emergency Base Rat	2.0	1,655.42
Totals For Type: ALS Emergency II	2.0	\$ 1,655.42
BLS Emergency		
BLFD BLS Emergency Base Rate	308.0	189,398.44
Totals For Type: BLS Emergency	308.0	\$ 189,398.44
Mileage		
BLFD Mileage	1,199.6	17,706.09
Totals For Type: Mileage	1,199.6	\$ 17,706.09
Misc Fee		
Interest	6,447.0	64.47
Totals For Type: Misc Fee	6,447.0	\$ 64.47
Misc. Services		
BLFD ALS Intercept Fee	17.0	4,863.19
Totals For Type: Misc. Services	17.0	\$ 4,863.19
Misc. Supplies		
BLFD Oxygen	16.0	286.56
Totals For Type: Misc. Supplies	16.0	\$ 286.56
Treatment No Transport		
BLFD Treatment no transport	1.0	184.48
Totals For Type: Treatment No Transport	1.0	\$ 184.48
Totals For Company: City of Bloomington	8122.6	\$311,565.41

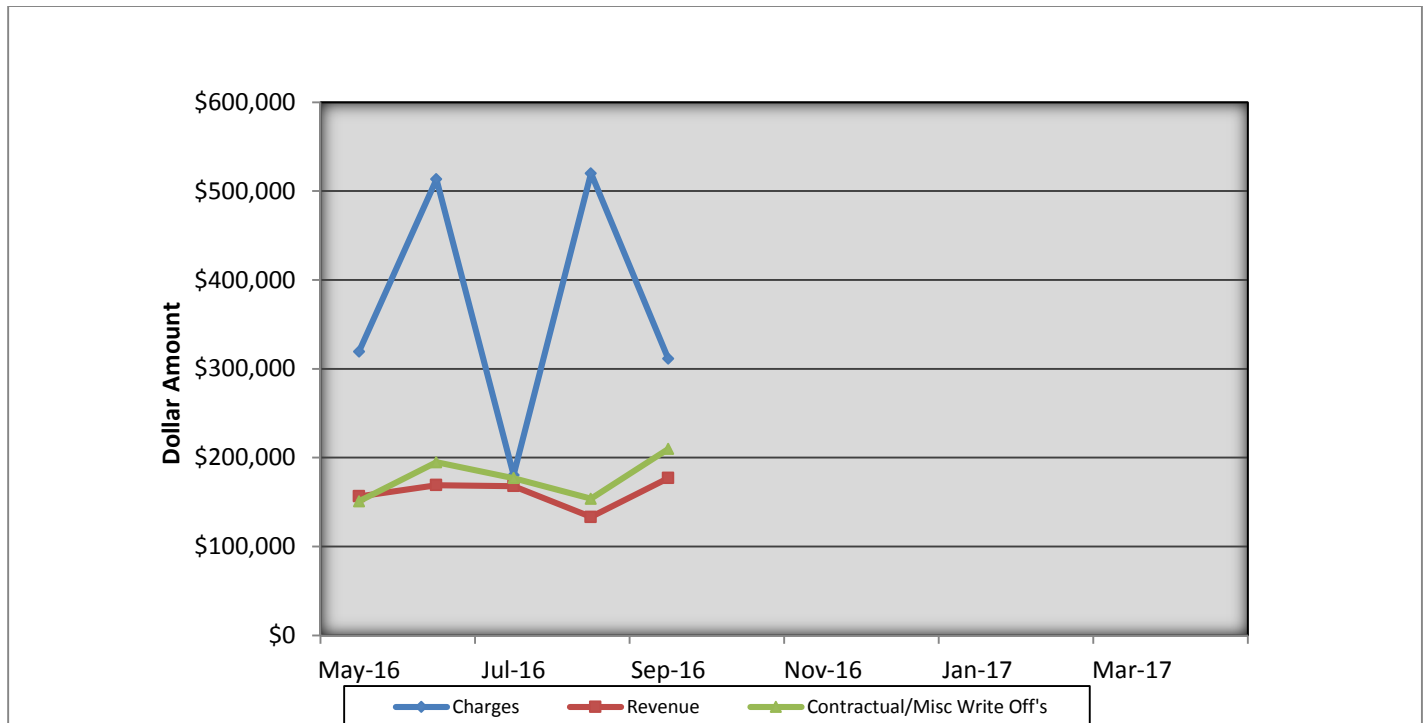
Charge Type Detail Report (Trip Date)

Period IS 201609 OR -201609; AND Company IS City of Bloomington

	<u>Count</u>	<u>Dollars</u>
Report Totals:	8,122.6	\$ 311,565.41

Bloomington Fire Dept EMS Billing

Fiscal Year 2015/2016



- Charges represent billings for emergency transports, intercepts, and ambulance standby's.
- Revenue represents the amount of revenue collected for emergency transports, intercepts, and ambulance stand by's.
- Contractual/Miscellaneous Write Off's- are the combination of contractual allowances and miscellaneous write off's. Contractuals are the amounts above what federal and state mandated carriers allow for EMS services. Miscellaneous write off's include Financial Hardships, Bankruptcies, Small Balances, Workman's Compensation, and Incarcerated Patients.
- Bad Debt-Write off's on the accounts forwarded to a third party collection agency for further collection processing \$44,746.46

Totals Breakdown

Charge total-\$311,863.19

Revenue-\$176,863.19

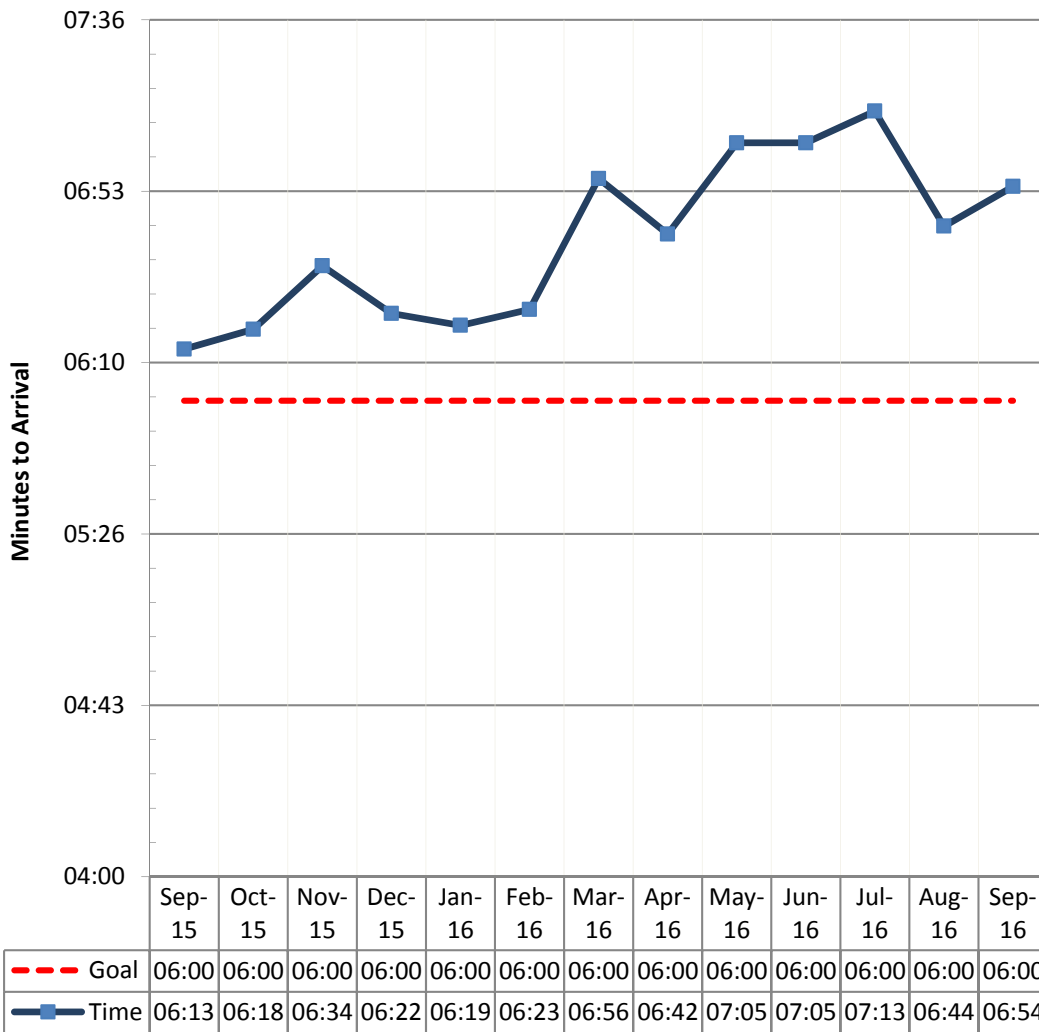
Contractuals/Miscellaneous Write Offs \$209,641.72

**Bloomington Comparison Report
September 2016**

	Current Month 09/2016	Previous Year 09/2015	Previous Month 08/2016
Charges			
BLS	308	317	444
ALS	132	228	272
ALS II	2	6	12
Charge Totals	\$311,565.41	\$390,029.22	\$519,987.82
Payments			
Payments	\$176,863.19	\$162,103.68	\$133,206.97
Bad Debt W/O	\$44,746.46	\$37,693.36	\$19,517.27
Cont/Misc W/O	\$209,641.72	\$168,787.57	\$153,728.86

Bloomington Fire Department Response Time Analysis Report Fire Calls

Call Creation to Arrival
Goal < 6 Minutes



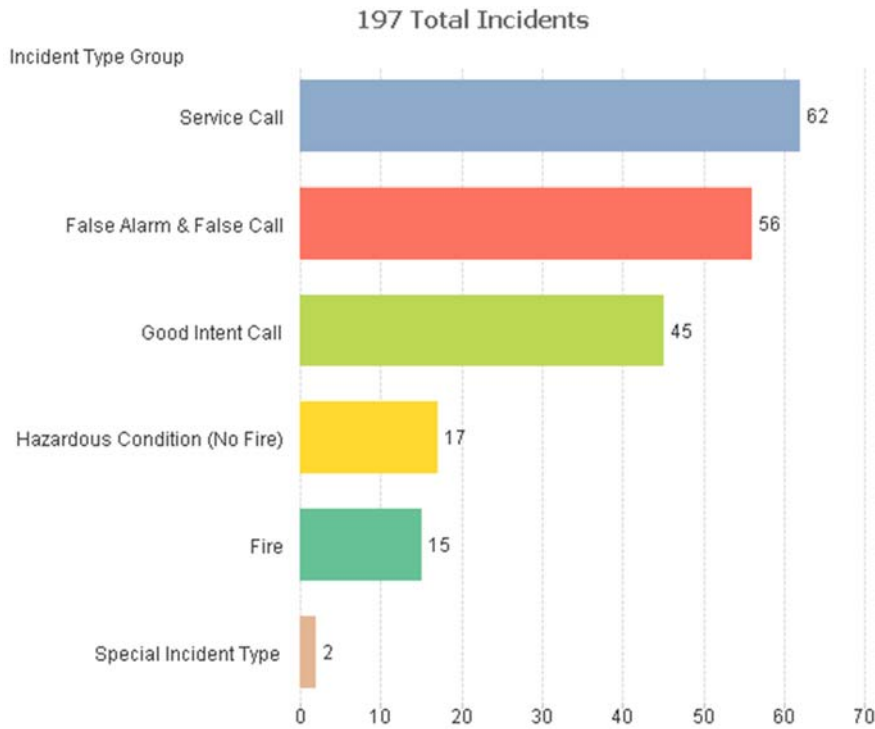


Bloomington Fire Dept. Monthly Fire Response Report September 2016



Total Fire Responses..... 197
Total Structure Fires.....7
Total Estimated Dollar Loss (Property and Contents.....\$157,320.00

Top 5 Fire Response Types





Bloomington Fire Dept. Monthly EMS Response Report September 2016

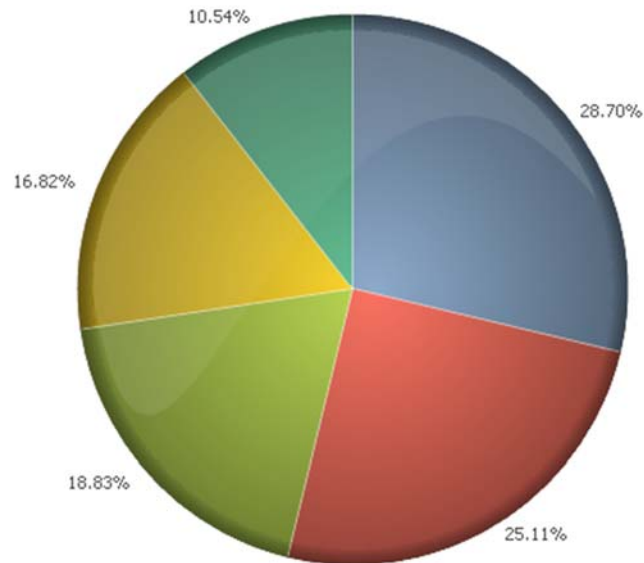


Total EMS Responses.....721
Total Patients.....620
Total Transported.....557

Top 5 EMS Response Types

EMS Cause

- Fall Victim
- Sick Person
- Psychiatric Probl...
- Breathing Problem
- Unconscious/Fai...



Bloomington Fire Department Response Time Analysis Report EMS Calls

